



crop estimates committee oesskattingskomitee

From/Van: Rodney D. Dredge

Tel: 012 319 6507 • Fax/Faks: 012 319 6211 • E-mail/E-pos: RodneyD@daff.gov.za

Web page/Webblad: www.daff.gov.za/statistics and economic reports or
www.sagis.org.za/CEC: Crop Estimates

EMBARGO: 15:30



agriculture, forestry & fisheries

Department:
Agriculture, Forestry and Fisheries
REPUBLIC OF SOUTH AFRICA

25 November 2015

The area estimate and fourth production forecast for winter cereals for the 2015 is hereby released. /
Hiermee word die oppervlakteskatting en vierde produksieskatting vir wintergewasse vir 2015 vrygestel.

WINTER CEREALS – AREA PLANTED ESTIMATE AND FOURTH PRODUCTION FORECAST: 2015

WINTERGEWASSE – OPPERVLAKTE- EN VIERDE PRODUKSIESKATTING: 2015

| CROP/GEWAS | Area planted/ Opp beplant 2015 Ha (A) | 4 th forecast/ 4 ^{de} skatting 2015 Tons (B) | 3 rd forecast/ 3 ^{de} skatting 2015 Tons (C) | Area planted/ Opp beplant 2014 Ha (D) | Final crop/ Finale oes 2014 Tons (E) | Change/ Verandering % (B) ÷ (C) |
|--------------------------------|---|--|--|---|--|--|
| Commercial/Kommersieel: | | | | | | |
| Wheat/Koring | 482 150 | 1 505 290 | 1 542 350 | 476 570 | 1 750 000 | -2,40 |
| Malting barley/Moutgars | 93 730 | 349 487 | 347 017 | 85 125 | 302 000 | +0,71 |
| Canola/Kanola | 78 050 | 105 400 | 105 400 | 95 000 | 121 000 | - |
| Total/Totaal | 653 930 | 1 960 177 | 1 994 767 | 656 695 | 2 173 000 | -1,73 |

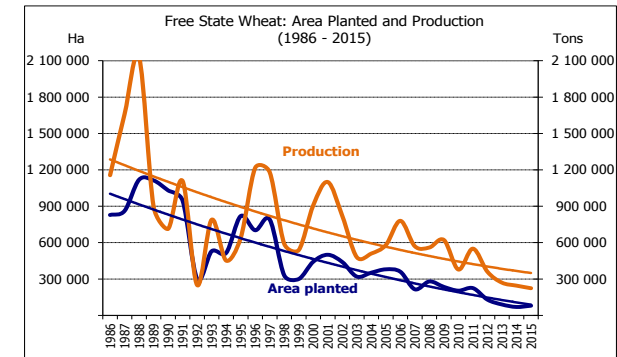
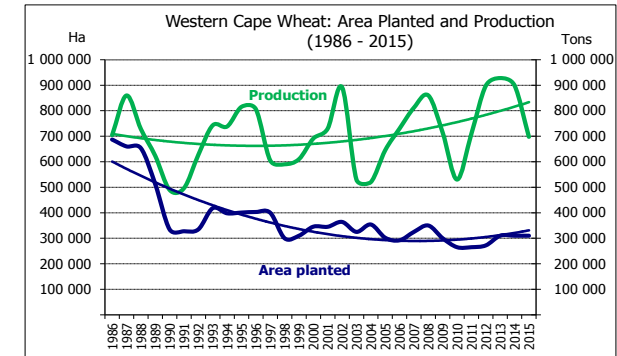
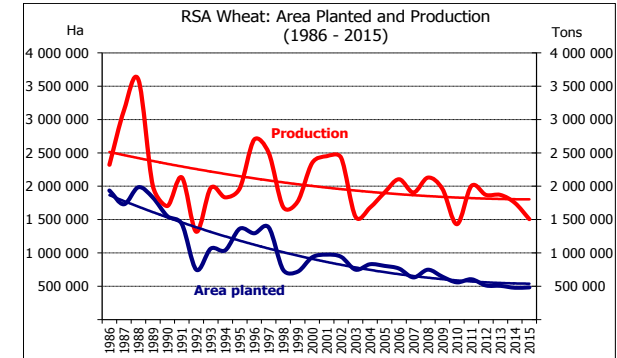
Note: Estimate is for calendar year, e.g. production season 2015/16 = 2015

Nota: Skatting is vir kalenderjaar, bv. produksie-seisoen 2015/16 = 2015

WHEAT – AREA PLANTED ESTIMATE AND FOURTH PRODUCTION FORECAST: 2015

KORING – OPPERVLAKTE- EN VIERDE PRODUKSIESKATTING: 2015

| Province/ Provinsie | Area planted/ Opp beplant 2015 Ha | 4 th forecast/ 4 ^{de} skatting 2015 Tons | Area planted/ Opp beplant 2014 Ha | Final crop/ Finale oes 2014 Tons |
|--------------------------|--|---|--|---|
| Western Cape/Wes-Kaap | 310 000 | 697 500 | 310 000 | 899 000 |
| Northern Cape/Noord-Kaap | 36 000 | 262 800 | 38 000 | 285 000 |
| Free State/Vrystaat | 80 000 | 224 000 | 69 500 | 245 500 |
| Eastern Cape/Oos-Kaap | 3 100 | 14 880 | 3 000 | 12 000 |
| KwaZulu-Natal | 7 300 | 41 610 | 6 500 | 39 000 |
| Mpumalanga | 3 500 | 20 300 | 3 500 | 21 350 |
| Limpopo | 27 000 | 151 200 | 27 500 | 137 500 |
| Gauteng | 250 | 1 500 | 570 | 3 550 |
| North West/Noordwes | 15 000 | 91 500 | 18 000 | 107 100 |
| Total/Totaal | 482 150 | 1 505 290 | 476 570 | 1 750 000 |



**AREA ESTIMATE AND FOURTH PRODUCTION FORECAST OF WINTER CROPS (2015) /
OPPERVLAKTESKATTING EN VIERDE PRODUKSIESKATTING VAN WINTERGEWASSE (2015)
25 NOVEMBER 2015**

Winter cereal crops - 2015 production season

Wheat: The expected commercial production of wheat is 1,505 mill. tons, which is 2,40% or 37 060 tons less than the previous forecast of 1,542 mill. tons, whilst the expected yield is 3,12 t/ha.

The expected production in the Western Cape is thus now 697 500 tons (46%), in the Northern Cape 262 800 tons (17%) and in the Free State 224 000 tons (15%).

The area estimate for wheat is 482 150 ha.

Other crops: The production forecast for **malting barley** is 349 487 tons, which is 2 470 tons more than the previous forecast of 347 017 tons. The area planted is estimated at 93 730 ha, while the expected yield is 3,73 t/ha.

The expected **canola** crop remained unchanged at 105 400 tons. The area estimate for canola is 78 050 ha, with an expected yield of 1,35 t/ha.

Please note that the fifth production forecast for winter cereals for 2015 will be released on 15 December 2015.

Wintergewasse - 2015 produksie-seisoen

Koring: Die verwagte kommersiële produksie vir koring is 1,505 milj. ton, wat 2,40% of 37 060 ton minder is as die vorige skatting van 1,542 milj. ton, terwyl die verwagte opbrengs 3,12 t/ha is.

Die verwagte produksie in die Wes-Kaap is dus nou 697 500 ton (46%), in die Noord-Kaap 262 800 ton (17%) en in die Vrystaat 224 000 ton (15%).

Die oppervlakteskatting vir koring is 482 150 ha.

Ander gewasse: Die produksieskatting vir **moutgars** is 349 487 ton, wat 2 470 ton meer is as die vorige skatting van 347 017 ton. Die oppervlakte beplant is beraam op 93 730 ha, terwyl die verwagte opbrengs 3,73 t/ha behoop.

Die verwagte **kanola**-oes is onveranderd gelaat op 105 400 ton. Die oppervlakteskatting vir kanola is 78 050 ha, met 'n verwagte opbrengs van 1,35 t/ha.

Neem asseblief kennis dat die vyfde produksieskatting vir wintergewasse vir 2015 op 15 Desember 2015 vrygestel sal word.

Information is available on the internet at <http://www.daff.gov.za/statistics> and [economic reports](http://www.daff.gov.za/economic-reports) or <http://www.sagis.org.za>, as from **15:30 on the date of the relevant meeting of the Crop Estimates Committee.**

Inligting is beskikbaar op die internet by <http://www.daff.gov.za/statistics> and [economic reports](http://www.daff.gov.za/economic-reports) of by <http://www.sagis.org.za>, vanaf **15:30 op die dag van die toepaslike vergadering van die Oesskattingskomitee.**

CONFIDENTIALITY ISSUES that CEC members are committed to adhere to on the day of the meeting

- Personal items such as laptops, handbags, cell phones, etc. are not allowed in the venue during the meeting
- No member is allowed to leave the meeting before 12:00 in order to prevent disclosure of the information
- The embargo time for the release of crop estimates information is 15:30
- No member is allowed to discuss crop estimates information with anyone other than a member of the Committee before the embargo time
- Only the Chairperson, or a member appointed by the Chairperson, may release the figures to the media
- Members must regard the detail of any information that was collected for and/or discussed during the meeting as confidential