



# crop estimates committee oesskattingskomitee

From/Van: Rodney D. Dredge  
Tel: 012 319 6507 Fax/Faks: 012 319 6211 E-mail/E-pos: RodneyD@daff.gov.za

Web page/Webblad: [www.daff.gov.za/crop\\_estimates](http://www.daff.gov.za/crop_estimates) or [www.sagis.org.za/CEC](http://www.sagis.org.za/CEC): Crop Estimates

EMBARGO: 15:30



## agriculture, forestry & fisheries

Department:  
Agriculture, Forestry and Fisheries  
REPUBLIC OF SOUTH AFRICA

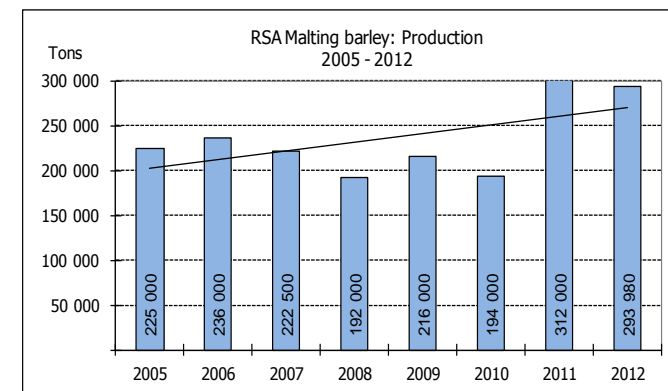
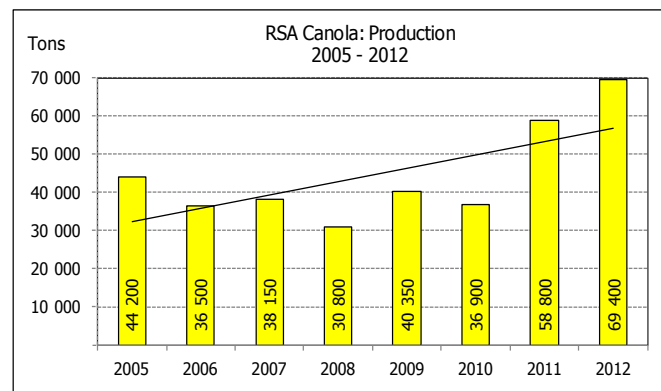
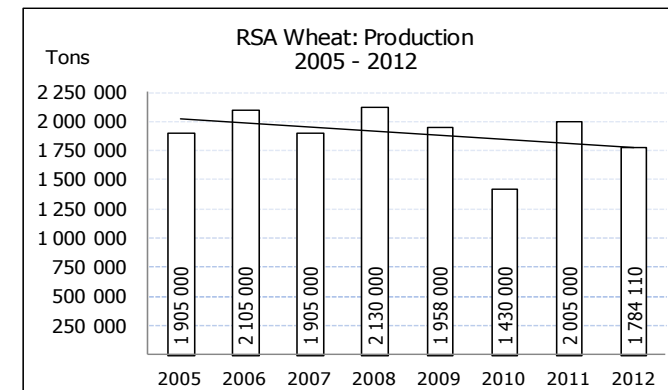
22 November 2012

The area estimate and fourth production forecast for winter cereals for the 2012 is hereby released. /  
Hiermee word die oppervlakteskatting en vierde produksieskatting vir wintergewasse vir 2012 vrygestel.

**WINTER CEREALS** – AREA PLANTED ESTIMATE AND FOURTH PRODUCTION FORECAST: 2012

**WINTERGEWASSE** – OPPERVLAKTE- EN VIERDE PRODUKSIESKATTING: 2012

CROP/GEWAS	Area planted/ Opp beplant 2012 Ha (A)	4 <sup>th</sup> forecast/ 4 <sup>de</sup> skatting 2012 Tons (B)	3 <sup>rd</sup> forecast/ 3 <sup>de</sup> skatting 2012 Tons (C)	Area planted/ Opp beplant 2011 Ha (D)	Final crop/ Finale oes 2011 Tons (E)	Change/ Verandering % (B) ÷ (C)
Wheat/Koring	511 200	1 784 110	1 761 860	604 700	2 005 000	+1,3
Malting barley/Moutgars	84 940	293 980	300 662	80 150	312 000	-2,2
Canola/Kanola	44 100	69 400	64 010	43 510	58 800	+8,4
Total/Totaal	640 240	2 147 490	2 126 532	728 360	2 375 800	+1,0



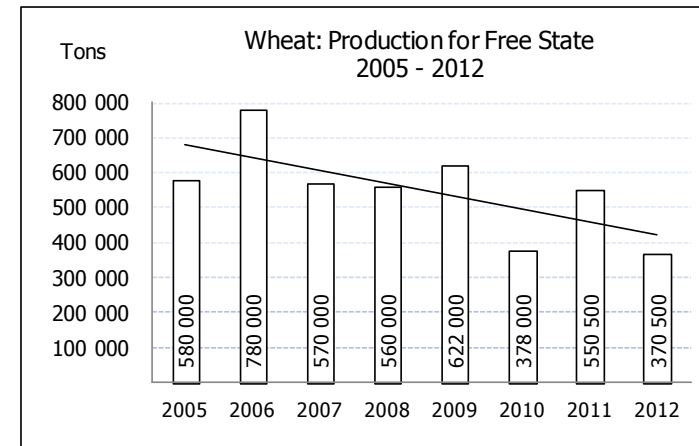
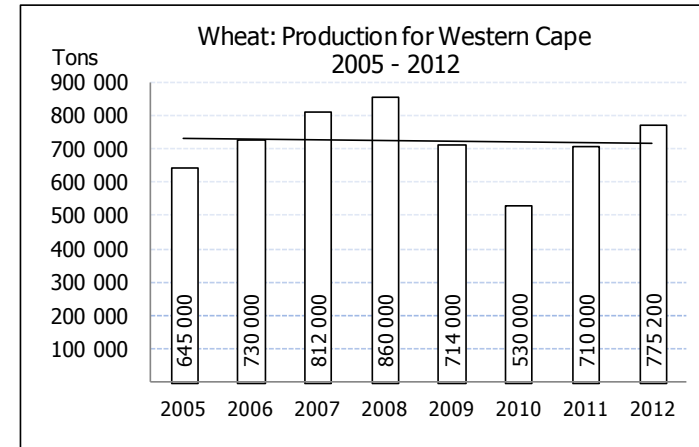
The Crop Estimates Committee comprises officials of the following institutions:

Department of Agriculture, Forestry and Fisheries; Provincial Departments of Agriculture; various ARC-Institutes (Soil, Climate and Water; Small Grains Institute; Grain Crops Institute); and Statistics SA.

**WHEAT – AREA PLANTED ESTIMATE AND FOURTH PRODUCTION FORECAST: 2012**

**KORING – OPPERVLAKTE- EN VIERDE PRODUKSIESKATTING: 2012**

Province/ Provinsie	Area planted/ Opp beplant Ha 2012	4 <sup>th</sup> forecast/ 4 <sup>de</sup> skatting Tons 2012	Area planted/ Opp beplant Ha 2011	Final crop/ Finale oes Tons 2011
Western Cape/Wes-Kaap	<b>272 000</b>	<b>775 200</b>	265 000	710 000
Northern Cape/Noord-Kaap	<b>42 000</b>	<b>277 200</b>	42 000	336 000
Free State/Vrystaat	<b>130 000</b>	<b>370 500</b>	225 000	550 500
Eastern Cape/Oos-Kaap	<b>4 500</b>	<b>20 700</b>	5 000	21 000
KwaZulu-Natal	<b>6 500</b>	<b>32 500</b>	7 500	40 500
Mpumalanga	<b>4 700</b>	<b>27 260</b>	5 500	34 200
Limpopo	<b>30 000</b>	<b>159 000</b>	31 000	176 000
Gauteng	<b>1 500</b>	<b>9 750</b>	1 700	11 300
North West/Noordwes	<b>20 000</b>	<b>112 000</b>	22 000	125 500
Total/Totaal	<b>511 200</b>	<b>1 784 110</b>	604 700	2 005 000



**CONFIDENTIALITY ISSUES that CEC members are committed to adhere to on the day of the meeting**

- Personal items such as laptops, handbags, cell phones, etc. are not allowed in the venue during the meeting
- No member is allowed to leave the meeting before 12:00 in order to prevent disclosure of the information
- The embargo time for the release of crop estimates information is 15:30
- No member is allowed to discuss crop estimates information with anyone other than a member of the Committee before the embargo time
- Only the Chairperson, or a member appointed by the Chairperson, may release the figures to the media

2012 = 4<sup>th</sup> Production Forecast

**AREA ESTIMATE AND FOURTH PRODUCTION FORECAST OF WINTER CROPS (2012) /  
OPPERVLAKTESKATTING EN VIERDE PRODUKSIESKATTING VAN WINTERGEWASSE (2012)  
22 NOVEMBER 2012**

**Winter cereal crops - 2012 production season**

**Wheat:** The expected commercial production of wheat is 1,784 mill. tons, which is 1,3% more than the previous forecast of 1,762 mill. tons, while the expected yield is 3,49 t/ha.

The estimated production in the Western Cape is 775 200 tons (43%), in the Free State 370 500 tons (21%) and in the Northern Cape 277 200 tons (16%).

The area estimate for wheat remained unchanged at 511 200 ha.

**Other crops:** The production forecast for **malting barley** is 293 980 tons, which is 2,2% less than the previous forecast. The area planted is estimated at 84 940 ha, while the expected yield is 3,46 t/ha.

The expected **canola** crop increased to 69 400 tons, which is an increase of 8,4% or 5 390 tons. The area estimate for canola is 44 100 ha, with an expected yield of 1,57 t/ha.

Please note that the fifth production forecast for winter cereals for 2012 will be released on 20 December 2012.

**Wintergewasse - 2012 produksie-seisoen**

**Koring:** Die verwagte kommersiële produksie vir koring is 1,784 milj. ton, wat 1,3% meer is as die vorige skatting van 1,762 milj. ton. Die verwagte opbrengs is 3,49 t/ha.

Die geskatte produksie in die Wes-Kaap is 775 200 ton (43%), in die Vrystaat 370 500 ton (21%) en in die Noord-Kaap 277 200 ton (16%).

Die oppervlakteskatting vir koring is onveranderd gelaat op 511 200 ha.

**Ander gewasse:** Die produksieskatting vir **moutgars** is 293 980 ton, wat 2,2% minder is as die vorige skatting. Die oppervlakte beplant is beraam op 84 940 ha, terwyl die verwagte opbrengs 3,46 t/ha beloop.

Die verwagte **kanola**-oes het toegeneem na 69 400 ton, wat 'n toename van 8,4% of 5 390 ton behels. Die oppervlakteskatting vir kanola is 44 100 ha, met 'n verwagte opbrengs van 1,57 t/ha.

Neem asseblief kennis dat die vyfde produksieskatting vir wintergewasse vir 2012 op 20 Desember 2012 vrygestel sal word.

Information is available on the Internet at [http://www.daff.gov.za/links/crop\\_estimates](http://www.daff.gov.za/links/crop_estimates) or <http://www.sagis.org.za>, as from **15:30** on the date of the relevant meeting of the Crop Estimates Committee.

Inligting is beskikbaar op die Internet by [http://www.daff.gov.za/links/crop\\_estimates](http://www.daff.gov.za/links/crop_estimates) of by <http://www.sagis.org.za>, vanaf **15:30** op die dag van die toepaslike vergadering van die Oesskattingskomitee.