



# crop estimates committee oesskattingskomitee

From/Van: Rodney D. Dredge  
Tel: 012 319 6507 Fax/Faks: 012 319 6211 E-mail/E-pos: RodneyD@daff.gov.za

Web page/Webblad: [www.daff.gov.za/crop\\_estimates](http://www.daff.gov.za/crop_estimates) or [www.sagis.org.za/CEC](http://www.sagis.org.za/CEC): Crop Estimates

EMBARGO: 15:30



## agriculture, forestry & fisheries

Department:  
Agriculture, Forestry and Fisheries  
REPUBLIC OF SOUTH AFRICA

25 October/ Oktober 2011

The intentions to plant summer crops for 2012 is hereby released. /  
Hiermee word die voorneme om somergewasse te plant vir 2012 vrygestel.

### SUMMER CROPS – INTENTIONS TO PLANT: 2012

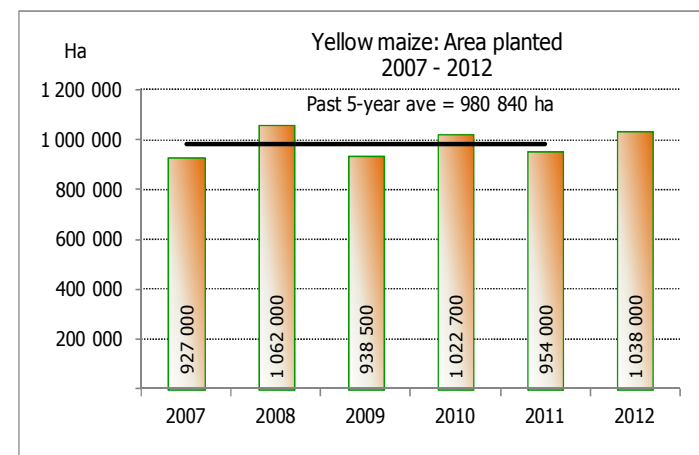
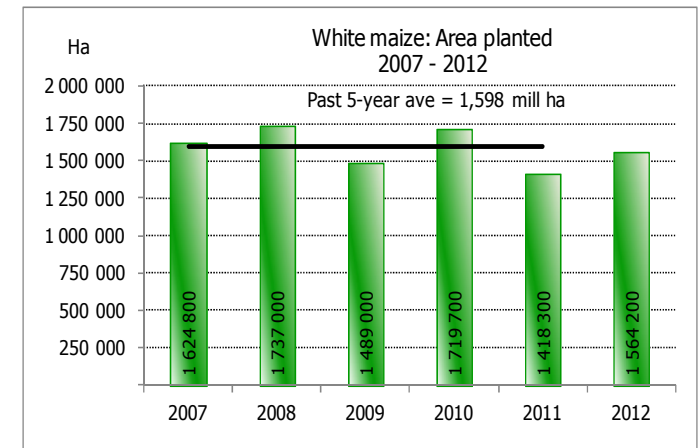
### SOMERGEWASSE –VOORNEME OM TE PLANT: 2012

CROP/GEWAS	Voorname/ Intentions 2012 Ha	Opp beplant/ Area planted 2011 Ha	Finale skatting/ Final estimate 2011 Tons	Verandering/ Change %
	soos middel Oktober 2011/ as mid October 2011		soos op 27 Sept 2011/ as on 27 Sep 2011	
	(A)		(C)	
<b>Commercial/Kommersiële:</b>				
White maize/Witmielies	<b>1 564 200</b>	1 418 300	6 181 900	<b>+10,3</b>
Yellow maize/Geelmielies	<b>1 038 000</b>	954 000	4 426 500	<b>+8,8</b>
Maize/Mielies	<b>2 602 200</b>	2 372 300	10 608 400	<b>+9,7</b>
Sunflower seed/Sonneblomsaad	<b>555 000</b>	642 700	861 770	<b>-13,6</b>
Soya-beans/Sojabone	<b>460 000</b>	418 000	708 750	<b>+10,0</b>
Groundnuts/Grondbone	<b>58 000</b>	55 150	68 295	<b>+5,2</b>
Sorghum	<b>47 200</b>	69 200	155 430	<b>-31,8</b>
Dry beans/Droëbone	<b>35 000</b>	41 900	41 980	<b>-16,5</b>
<b>TOTAL/TOTAAL</b>	<b>3 757 400</b>	3 599 250	12 444 625	<b>+4,4</b>

Note: Estimate is for calendar year, e.g. production season 2011/12 = 2012 / Nota: Skatting is vir kalenderjaar, bv. produksie-seisoen 2011/12 = 2012

\* Inligting gebaseer op 'n opname onderneem deur die Direkoraat: Statistiek en Ekonomiese Analise van die Departement van Landbou, Bosbou en Visserye en Provinsiale Departemente van Landbou.

\* Information based on a survey conducted by the Directorate: Statistics and Economic Analysis of the Department of Agriculture, Forestry and Fisheries and Provincial Departments of Agriculture.



The Crop Estimates Committee comprises of the following institutions:

Department of Agriculture, Forestry and Fisheries; Provincial Departments of Agriculture; various ARC-Institutes (Soil, Climate and Water; Small Grains Institute; and Grain Crops Institute), and Statistics SA

**WHITE AND YELLOW MAIZE – INTENTIONS TO PLANT: 2012**

**WIT- EN GEELMIELIES – VOORNEME OM TE PLANT: 2012**

Province/ Provinsie	Oppervlakte beplant/ Area planted 2012			Area planted/ Oppervlakte beplant 2011			Final estimate <sup>1)</sup> / Finale skatting <sup>1)</sup> 2011		
	White/ Wit Ha	Yellow/ Geel Ha	Totaal/ Total Ha	White/ Wit Ha	Yellow/ Geel Ha	Totaal/ Total Ha	White/ Wit Tons	Geel/ Yellow Tons	Totaal/ Total Tons
Western Cape/Wes-Kaap	<b>500</b>	<b>2 000</b>	<b>2 500</b>	300	2 000	2 300	2 100	14 000	16 100
Northern Cape/Noord-Kaap	<b>2 200</b>	<b>47 000</b>	<b>49 200</b>	2 000	45 000	47 000	23 400	526 500	549 900
Free State/Vrystaat	<b>650 000</b>	<b>460 000</b>	<b>1 110 000</b>	595 000	395 000	990 000	2 647 750	1 501 000	4 148 750
Eastern Cape/Oos-Kaap	<b>3 500</b>	<b>13 000</b>	<b>16 500</b>	3 000	12 000	15 000	10 500	60 000	70 500
KwaZulu-Natal	<b>45 000</b>	<b>43 000</b>	<b>88 000</b>	39 000	42 000	81 000	220 350	241 500	461 850
Mpumalanga	<b>210 000</b>	<b>270 000</b>	<b>480 000</b>	180 000	260 000	440 000	918 000	1 326 000	2 244 000
Limpopo	<b>28 000</b>	<b>13 000</b>	<b>41 000</b>	25 000	12 000	37 000	125 000	51 000	176 000
Gauteng	<b>75 000</b>	<b>40 000</b>	<b>115 000</b>	74 000	41 000	115 000	384 800	184 500	569 300
North West/Noordwes	<b>550 000</b>	<b>150 000</b>	<b>700 000</b>	500 000	145 000	645 000	1 850 000	522 000	2 372 000
Total/Totaal	<b>1 564 200</b>	<b>1 038 000</b>	<b>2 602 200</b>	1 418 300	954 000	2 372 300	6 181 900	4 426 500	10 608 400

1) 27 September 2011

\* Inligting gebaseer op 'n opname onderneem deur die Direkoraat: Landboustatistiek van die Departement van Landbou, Bosbou en Visserye en Provinsiale Departemente van Landbou.

\* Information based on a survey conducted by the Directorate: Agricultural Statistics of the Department of Agriculture, Forestry and Fisheries and Provincial Departments of Agriculture.

**CONFIDENTIALITY ISSUES that CEC members are committed to adhere to on the day of the meeting**

- Personal items such as laptops, handbags, cell phones, etc. are not allowed in the venue during the meeting
- No member is allowed to leave the meeting before 12:00 in order to prevent disclosure of the information
- The embargo time for the release of crop estimates information is 15:30
- No member is allowed to discuss crop estimates information with anyone other than a member of the Committee before the embargo time
- Only the Chairperson, or a member appointed by the Chairperson, may release the figures to the media
- Members must regard the detail of any information that was collected for and/or discussed during the meeting, as confidential
- Individual information received for crop estimate purposes is treated strictly confidential, and is not divulged for any other purposes

## INTENTIONS TO PLANT SUMMER CROPS / VOORNEME OM SOMERGEWASSE TE PLANT (2012)

25 October / Oktober 2011

Based on inputs received from a sample of producers and representatives of Provincial Departments of Agriculture, the expected area planted to maize for 2012 is estimated at 2,602 million ha, which is 9,7% or 229 900 ha more than the 2,372 million ha planted last season.

The figures show that producers intend to plant 1,564 million ha to white maize, which is 145 900 ha (10,3%) more than in the previous season. In the case of yellow maize, the expected plantings is 1,038 million ha, which is 84 000 ha (8,8%) more than in the previous season.

These figures give an indication of the intentions of commercial farmers to plant summer crops as at the middle of October 2011. Farmers indicated that the main reason for the increase in the intended area to be planted to maize is favourable prices compared with the same period a year ago. However, late or excessive rainfall can still influence farmers' decisions to plant other summer grain crops.

In the case of **sunflower seed**, the expected area planted is estimated at 555 000 ha, which is 13,6 % or 87 700 ha less than the 642 700 ha planted last season. The intended plantings of **soya-beans** shows an increase of 10,0 % compared to the previous season – from 418 000 ha to 460 000 ha.

The expected plantings of **groundnuts** increased by 5,2% compared to the previous season - from 55 150 ha to 58 000 ha.

The intended plantings of **sorghum** and **dry beans** is expected to decrease by 31,8% and 16,5%, respectively as compared to the previous season.

At the forthcoming meeting of the Crop Estimates Liaison Committee to be held on 1 December 2011, the size of the summer grain crops for 2011 will be finalised.

**Information is available on the internet at [http://www.daff.gov.za/links/crop estimates](http://www.daff.gov.za/links/crop_estimates) or <http://www.sagis.org.za>, as from **15:30** on the date of the relevant meeting of the Crop Estimates Committee.**

Gebaseer op insette ontvang vanaf 'n steekproef van produsente en verteenwoordigers van Provinsiale Departemente van Landbou, word die verwagte oppervlakte met mielies beplant vir 2012 beraam op 2,602 miljoen ha, wat 9,7% of 229 900 ha meer is as die 2,372 miljoen ha aangeplant verlede seisoen.

Die syfers toon dat produsente van voorneme is om 1,564 miljoen ha witmielies aan te plant, wat 145 900 ha (10,3%) meer is as in die vorige seisoen. In die geval met geelmielies is die verwagte aanplantings 1,038 miljoen ha, wat 84 000 ha (8,8%) meer is as in die vorige seisoen.

Hierdie syfers gee 'n aanduiding van kommersiële boere se voornemens om somergewasse te plant soos teen middel Oktober 2011. Boere het aangedui dat die toename in die beplande oppervlakte onder mielies hoofsaaklik toegeskryf kan word aan gunstiger pryse in vergelyking met dieselfde periode 'n jaar gelede. Bo en behalwe dié faktor, kan laat of bo-gemiddelde reënval steeds boere se besluite beïnvloed om ander somergraangewasse aan te plant.

In die geval van **sonneblomsaad** word die verwagte aanplantings beraam op 555 000 ha, wat 13,6 % of 87 700 ha minder is as die 642 700 ha aangeplant verlede seisoen. Die voorgename **sojaboon-aanplantings** toon 'n toename van 10,0 % in vergelyking met die vorige seisoen - vanaf 418 000 ha tot 460 000 ha.

Die verwagte aanplantings van **grondbone** neem toe met 5,2% in vergelyking met die vorige seisoen – van 55 150 ha tot 58 000 ha.

Die voorgename aanplantings van **sorghum** en **droëbone** neem af met onderskeidelik 31,8% en 16,5%, in vergelyking met die vorige seisoen.

Tydens die eerskomende vergadering van die Oesskattingskakelkomitee wat geskeduleer is vir 1 Desember 2011, sal die grootte van die somergewas-oeste vir 2011 gefinaliseer word.

**Inligting is beskikbaar op die internet by [http://www.daff.gov.za/links/crop estimates](http://www.daff.gov.za/links/crop_estimates) of by <http://www.sagis.org.za>, vanaf **15:30** op die dag van die toepaslike vergadering van die Oesskattingskomitee.**

The third production forecast for winter cereals for 2011 is hereby released. /  
Hiermee word die derde produksieskatting vir wintergewasse vir 2011 vrygestel.

**WINTER CEREALS** – AREA PLANTED ESTIMATE AND THIRD PRODUCTION FORECAST: 2011

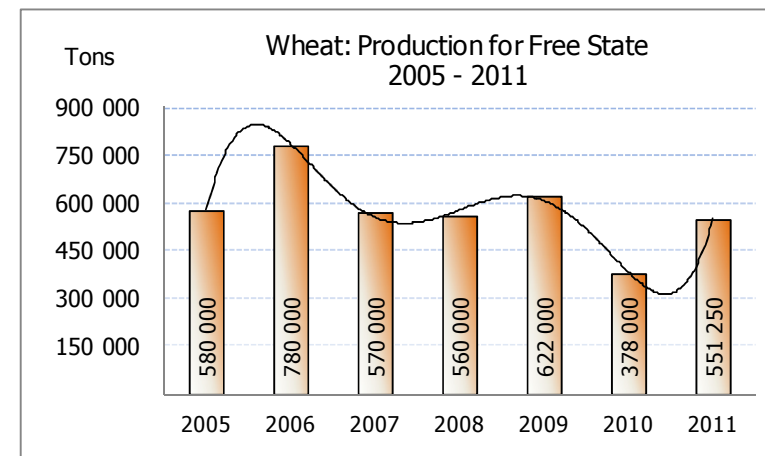
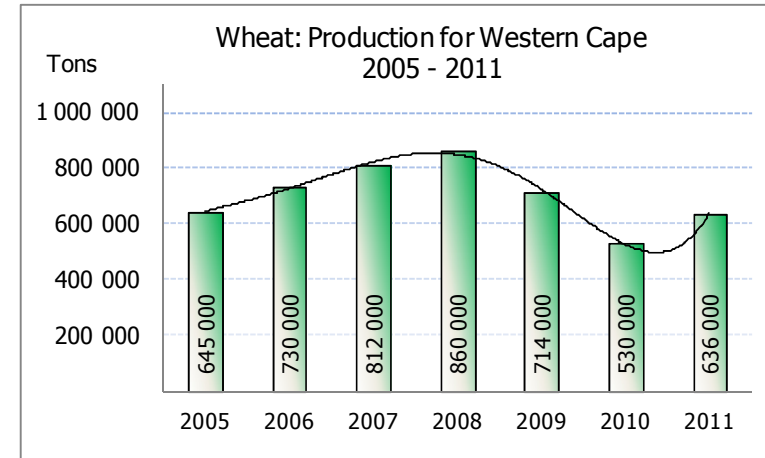
**WINTERGEWASSE** – OPPERVLAKTE- EN DERDE PRODUKSIESKATTING: 2011

CROP/GEWAS	Area planted/ Opp beplant 2011 Ha (A)	3 <sup>rd</sup> forecast/ 3 <sup>de</sup> skatting 2011 Tons (B)	2 <sup>nd</sup> forecast/ 2 <sup>de</sup> skatting 2011 Tons (C)	Area planted/ Opp beplant 2010 Ha (D)	Final crop/ Finale oes 2010 Tons (E)	Change/ Verandering % (B) ÷ (C)
<b>Commercial/Kommersieel:</b>						
Wheat/Koring	<b>604 700</b>	<b>1 841 630</b>	<b>1 902 630</b>	558 100	1 430 000	<b>-3,2</b>
Malting barley/Moutgars	<b>80 150</b>	<b>251 960</b>	<b>237 560</b>	82 670	194 000	<b>+6,1</b>
Canola/Kanola	<b>43 510</b>	<b>57 340</b>	<b>57 340</b>	34 820	36 900	-
Total/Totaal	<b>728 360</b>	<b>2 150 930</b>	<b>2 197 530</b>	675 590	1 660 900	<b>-2,1</b>

**WHEAT** – AREA PLANTED ESTIMATE AND THIRD PRODUCTION FORECAST: 2011

**KORING** – OPPERVLAKTE- EN DERDE PRODUKSIESKATTING: 2011

Province/ Provinsie	Area planted/ Opp beplant Ha 2011	3 <sup>rd</sup> forecast/ 3 <sup>de</sup> skatting Tons 2011	Area planted/ Opp beplant Ha 2010	Final crop/ Finale oes Tons 2010
Western Cape/Wes-Kaap	<b>265 000</b>	<b>636 000</b>	265 000	530 000
Northern Cape/Noord-Kaap	<b>42 000</b>	<b>273 000</b>	38 000	252 300
Free State/Vrystaat	<b>225 000</b>	<b>551 250</b>	204 000	378 000
Eastern Cape/Oos-Kaap	<b>5 000</b>	<b>20 000</b>	4 500	18 000
KwaZulu-Natal	<b>7 500</b>	<b>37 500</b>	6 100	30 500
Mpumalanga	<b>5 500</b>	<b>29 700</b>	4 500	23 400
Limpopo	<b>31 000</b>	<b>161 200</b>	12 500	65 000
Gauteng	<b>1 700</b>	<b>10 880</b>	1 500	9 600
North West/Noordwes	<b>22 000</b>	<b>122 100</b>	22 000	123 200
Total/Totaal	<b>604 700</b>	<b>1 841 630</b>	558 100	1 430 000



**AREA ESTIMATE AND THIRD PRODUCTION ESTIMATE OF WINTER CROPS (2011) /  
OPPERVLAKTE- EN DERDE PRODUKSIESKATTING VAN WINTERGEWASSE (2011)**

**25 OKTOBER 2011**

**Winter cereal crops - 2011 production season**

**Wheat:** The expected production of wheat is 1,842 mill. tons, which is 3,21% less than the previous forecast of 1,903 mill. tons, whilst the expected yield is 3,05 t/ha.

The expected production in the Western Cape is 636 000 tons, which is 26 500 tons less than the previous forecast. The expected production in the Free State is 551 250 tons, which is 33 750 tons lower than the previous forecast, and in the Northern Cape, the expected production is 273 000 tons, which is the same than the previous forecast. The decrease in the expected production of wheat can mainly be attributed to unfavourable weather conditions in some provinces.

The area estimate for wheat remained unchanged at 604 700 ha.

**Other crops:** The production forecast for **malting barley** is 251 960 tons, which is 6,06% or 14 400 tons more than the previous forecast of 237 560 tons. The area planted is estimated at 80 150 ha, while the expected yield is 3,14 t/ha.

The expected **canola** crop remained unchanged at 57 340 tons. The area estimate for canola is 43 510 ha, with an expected yield of 1,32 t/ha.

Please note that the fourth production forecast for winter cereals for 2011 will be released on 24 November 2011.

**Wintergewasse - 2011 produksie-seisoen**

**Koring:** Die verwagte produksie vir koring is 1,842 milj. ton, 3,21% minder as die vorige skatting van 1,903 milj. ton, terwyl die verwagte opbrengs 3,05 t/ha is.

Die verwagte produksie in die Wes-Kaap is 636 000 ton, wat 26 500 ton minder is as die vorige skatting. Die verwagte produksie in die Vrystaat is 551 250 ton, wat 33 750 ton laer is as die vorige skatting, en in die Noord-Kaap is die verwagte produksie 273 000 ton, wat dieselfde is as die vorige skatting. Die afname in die verwagte produksie van koring kan hoofsaaklik toegeskryf word aan ongunstige weerstoestande in sommige provinsies.

Die oppervlakteskatting vir koring is onveranderd gelaat op 604 700 ha.

**Ander gewasse:** Die produksieskatting vir **moutgars** is 251 960 ton, wat 6,06% of 14 400 ton meer is as die vorige skatting van 237 560 ton. Die oppervlakte beplant is beraam op 80 150 ha, terwyl die verwagte opbrengs 3,14 t/ha beloop.

Die verwagte **kanola**-oes is onveranderd gelaat op 57 340 ton. Die oppervlakteskatting vir kanola is 43 510 ha, met 'n verwagte opbrengs van 1,32 t/ha.

Neem asseblief kennis dat die vierde produksieskatting vir wintergewasse vir 2011 op 24 November 2011 vrygestel sal word.

**Information is available on the internet at [http://www.daff.gov.za/links/crop\\_estimates](http://www.daff.gov.za/links/crop_estimates) or <http://www.sagis.org.za>, as from **15:30** on the date of the relevant meeting of the Crop Estimates Committee.**

**Inligting is beskikbaar op die internet by [http://www.daff.gov.za/links/crop\\_estimates](http://www.daff.gov.za/links/crop_estimates) of by <http://www.sagis.org.za>, vanaf **15:30** op die dag van die toepaslike vergadering van die Oesskatting Komitee.**