



crop estimates committee oesskattingskomitee

From/Van: Rodney D. Dredge

Tel: 012 319 6507 Fax/Faks: 012 319 6211 E-mail/E-pos: CDESS@daff.gov.za

Web page/Webblad: www.daff.gov.za/crop_estimates or www.sagis.org.za/CEC: Crop Estimates

EMBARGO: 15:30



agriculture, forestry & fisheries

Department:
Agriculture, Forestry and Fisheries
REPUBLIC OF SOUTH AFRICA

The intentions to plant summer crops for the 2010/11 production season is hereby released. /

Hiermee word die voorneme om somergewasse te plant vir die 2010/11 produksie-seisoen vrygestel.

21 October/ Oktober 2010

SUMMER CROPS – INTENTIONS TO PLANT: 2010/11 PRODUCTION SEASON

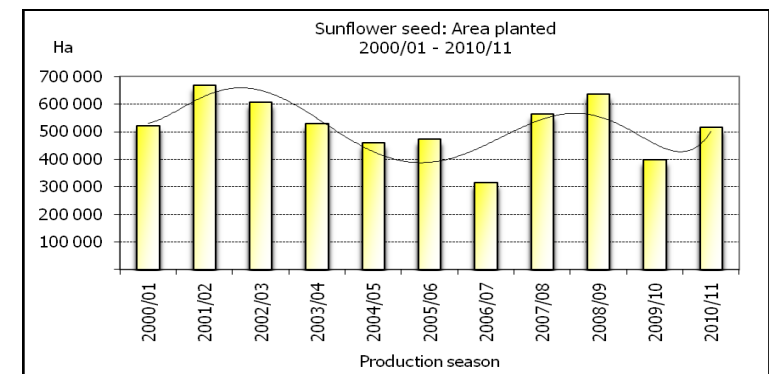
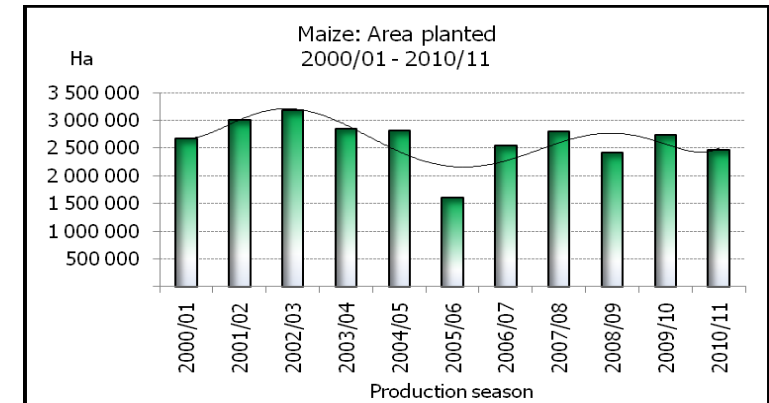
SOMERGEWASSE –VOORNEME OM TE PLANT: 2010/11-PRODUKSIESEISOEN

CROP/GEWAS	Voorname/ Intentions 2010/11 Ha	Opp beplant/ Area planted 2009/10 Ha	Finale skatting ¹⁾ / Final estimate ¹⁾ 2009/10 Tons	Verandering/ Change %
	soos middel Oktober 2010/ as mid October 2010			
	(A)		(B)	(C)
Commercial/Kommerisieël:				
White maize/Witmielies	1 522 300	1 719 700	7 822 400	-11,48
Yellow maize/Geelmielies	946 200	1 022 700	5 220 600	-7,48
Maize/Mielies	2 468 500	2 742 400	13 043 000	-9,99
Sunflower seed/Sonneblomsaad	515 150	397 700	516 265	+29,53
Soya-beans/Sojabone	390 000	311 450	560 950	+25,22
Groundnuts/Grondbone	59 800	57 450	87 880	+4,09
Sorghum	86 600	86 675	220 093	-0,09
Dry beans/Droëbone	45 100	44 100	52 255	+2,27
TOTAL/TOTAAL	3 565 150	3 639 775	14 480 443	-2,05

1) September 2010

* Inligting gebaseer op 'n opname onderneem deur die Direkoraat: Landboustatistiek van die Departement van Landbou, Bosbou en Visserye en Provinsiale Departemente van Landbou.

* Information based on a survey conducted by the Directorate: Agricultural Statistics of the Department of Agriculture, Forestry and Fisheries and Provincial Departments of Agriculture.



The Crop Estimates Committee comprises of the following officials:

Department of Agriculture, Forestry and Fisheries; Provincial Departments of Agriculture; various ARC-Institutes (Soil, Climate and Water; Small Grains Institute; and Grain Crops Institute), Statistics SA

WHITE AND YELLOW MAIZE – INTENTIONS TO PLANT: 2010/11 PRODUCTION SEASON

WIT- EN GEELMIELIES – VOORNEME OM TE PLANT: 2010/11-PRODUKSIESEISOEN

Province/ Provinsie	Oppervlakte beplant/ Area planted 2010/11			Area planted/ Oppervlakte beplant 2009/10			Final estimate ¹⁾ / Finale skatting ¹⁾ 2009/10		
	White/ Wit Ha	Yellow/ Geel Ha	Totaal/ Total Ha	White/ Wit Ha	Yellow/ Geel Ha	Totaal/ Total Ha	White/ Wit Tons	Geel/ Yellow Tons	Totaal/ Total Tons
Western Cape/Wes-Kaap	300	1 700	2 000	500	2 000	2 500	3 500	16 000	19 500
Northern Cape/Noord-Kaap	2 000	45 000	47 000	2 000	51 000	53 000	23 000	599 250	622 250
Free State/Vrystaat	640 000	435 000	1 075 000	690 000	466 000	1 156 000	3 174 000	2 003 800	5 177 800
Eastern Cape/Oos-Kaap	3 000	12 000	15 000	3 200	13 200	16 400	14 400	66 000	80 400
KwaZulu-Natal	38 000	40 000	78 000	46 000	42 000	88 000	271 400	258 300	529 700
Mpumalanga	185 000	245 000	430 000	232 000	250 000	482 000	1 368 800	1 450 000	2 818 800
Limpopo	24 000	16 000	40 000	26 000	18 500	44 500	124 800	83 250	208 050
Gauteng	80 000	41 500	121 500	85 000	40 000	125 000	493 000	212 000	705 000
North West/Noordwes	550 000	110 000	660 000	635 000	140 000	775 000	2 349 500	532 000	2 881 500
Total/Totaal	1 522 300	946 200	2 468 500	1 719 700	1 022 700	2 742 400	7 822 400	5 220 600	13 043 000

1) September 2010

* Inligting gebaseer op 'n opname onderneem deur die Direkoraat: Landboustatistiek van die Departement van Landbou, Bosbou en Visserye en Provinsiale Departemente van Landbou.

* Information based on a survey conducted by the Directorate: Agricultural Statistics of the Department of Agriculture, Forestry and Fisheries and Provincial Departments of Agriculture.

CONFIDENTIALITY ISSUES that CEC members are committed to adhere to on the day of the meeting

- Personal items such as laptops, handbags, cell phones, etc. are not allowed in the venue during the meeting
- No member is allowed to leave the meeting before 12:00 in order to prevent disclosure of the information
- The embargo time for the release of crop estimates information is 14:30
- No member is allowed to discuss crop estimates information with anyone other than a member of the Committee before the embargo time
- Only the Chairperson, or a member appointed by the Chairperson, may release the figures to the media
- Members must regard the detail of any information that was collected for and/or discussed during the meeting, as confidential
- Individual information received for crop estimate purposes is treated strictly confidential, and is not divulged for any other purposes

INTENTIONS TO PLANT SUMMER CROPS / VOORNEME OM SOMERGEWASSE TE PLANT (2010/11)

21 October / Oktober 2010

Based on inputs received from a sample of producers and representatives of Provincial Departments of Agriculture, the expected area planted to maize for the 2010/11 production season is estimated at 2,468 million ha, which is 10,0% or 273 900 ha less than the 2,742 million ha planted last season.

The figures show that producers intend to plant 1,522 million ha to white maize, which is 197 400 ha (11,5%) less than in the previous season. In the case of yellow maize, the expected plantings is 946 200 ha, which is 76 500 ha (7,5%) less than in the previous season.

These figures give an indication of the intentions of commercial farmers to plant summer crops as at the middle of October 2010. Farmers indicated that the main reason for the decrease in the intended area to be planted to maize is that the lower maize prices could impact negatively on their profitability. However, access to production credit and the probability of a higher rainfall season can still influence farmers' decisions to plant summer grain crops.

In the case of **sunflower seed**, the expected area planted is estimated at 515 150 ha, which is 29,5 % or 117 450 ha more than the 397 700 ha planted last season. The intended plantings of **soya-beans** also shows an increase of 25,2 % compared to the previous season – from 311 450 ha to 390 000 ha.

The expected plantings of **groundnuts and dry beans** increased by 4,1% and 2,3%, respectively as compared to the previous season.

The intended plantings of **sorghum** is expected to be more or less the same than the previous season, namely 86 600 ha as against 86 675 ha.

At the forthcoming meeting of the Crop Estimates Liaison Committee to be held on 25 November 2010, the size of the summer grain crops for the 2009/10 production season will be finalised.

Information is available on the internet at [http://www.daff.gov.za/links/crop estimates](http://www.daff.gov.za/links/crop_estimates) or <http://www.sagis.org.za>, as from **15:30 on the date of the relevant meeting of the Crop Estimates Committee.**

Gebaseer op insette ontvang vanaf 'n steekproef van produsente en verteenwoordigers van Provinsiale Departemente van Landbou, word die verwagte oppervlakte met mielies beplant vir die 2010/11-produksie seisoen beraam op 2,468 miljoen ha, wat 10,0% of 273 900 ha minder is as die 2,742 miljoen ha aangeplant verlede seisoen.

Die syfers toon dat produsente van voorneme is om 1,522 miljoen ha witmielies aan te plant, wat 197 400 ha (11,5%) minder is as in die vorige seisoen. In die geval met geelmielies is die verwagte aanplantings 946 200 ha, wat 76 500 ha (7,5%) minder is as in die vorige seisoen.

Hierdie syfers gee 'n aanduiding van kommersiële boere se voornemens om somergewasse te plant soos teen middel Oktober 2010. Boere het aangedui dat die afname in die beplande oppervlakte onder mielies hoofsaaklik toegeskryf kan word aan die laer meliepryse wat 'n negatiewe impak op hulle winsgewendheid kan hê. Bo en behalwe dié faktore, is die verkryging van produksiekrediet en die waarskynlikheid van 'n hoër reënvalseisoen ook deurslaggewende faktore wat boere se besluite kan beïnvloed oor die aanplant van somergraangewasse.

In die geval van **sonneblomsaad** word die verwagte aanplantings beraam op 515 150 ha, wat 29,5 % of 117 450 ha meer is as die 397 700 ha aangeplant verlede seisoen. Die voorgename **sojaboon-aanplantings** toon ook 'n toename van 25,2 % in vergelyking met die vorige seisoen - vanaf 311 450 ha tot 390 000 ha.

Die verwagte aanplantings van **grond- en droëbone** neem toe met 4,1 % en 2,3 % onderskeidelik.

Die voorgename **sorghum**-aanplantings is min of meer dieselfde as die vorige seisoen, naamlik 86 600 ha teenoor 86 675 ha.

Tydens die eerskomende vergadering van die Oesskattingskakeelkomitee wat geskeduleer is vir 25 November 2010, sal die grootte van die somergewas-oeste vir die 2009/10-seisoen gefinaliseer word.

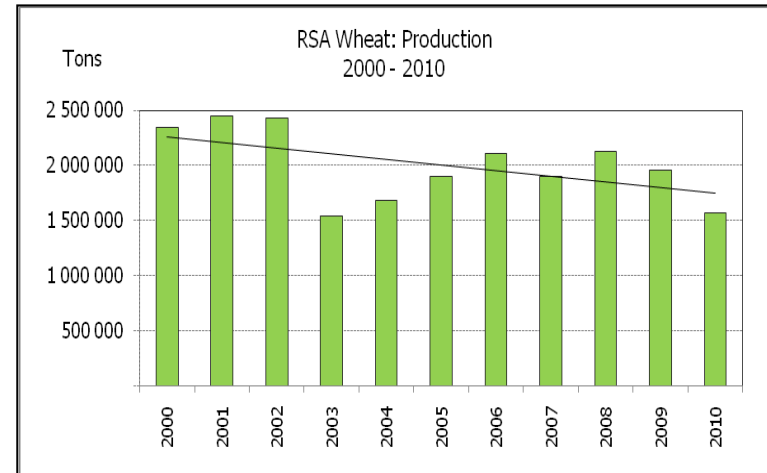
Inligting is beskikbaar op die internet by [http://www.daff.gov.za/links/crop estimates](http://www.daff.gov.za/links/crop_estimates) of by <http://www.sagis.org.za>, vanaf **15:30 op die dag van die toepaslike vergadering van die Oesskattingskomitee.**

The third production forecast for winter cereals for the 2010 production season is hereby released. /
Hiermee word die derde produksieskatting vir wintergewasse vir die 2010 produksie-seisoen vrygestel.

WINTER CEREALS – AREA PLANTED ESTIMATE AND THIRD PRODUCTION FORECAST: 2010 PRODUCTION SEASON

WINTERGEWASSE – OPPERVLAKTE- EN DERDE PRODUKSIESKATTING: 2010-PRODUKSIESEISOEN

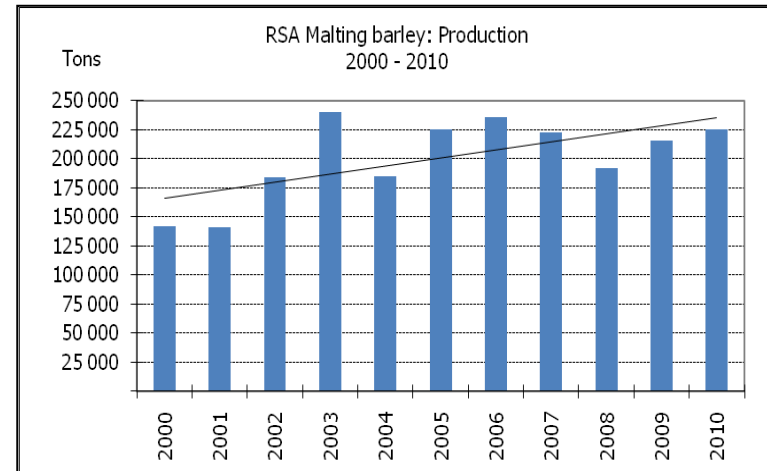
CROP/GEWAS	Area planted/ Opp beplant 2010 Ha (A)	3 rd forecast/ 3 ^e skatting 2010 Tons (B)	2 ^{de} forecast/ 2 nd skatting 2010 Tons (C)	Area planted/ Opp beplant 2009 Ha (D)	Final crop/ Finale oes 2009 Tons (E)	Change/ Verandering % (B) ÷ (C)
Commercial/Kommersieel:						
Wheat/Koring	558 100	1 570 980	1 637 220	642 500	1 958 000	-4,05
Malting barley/Moutgars	82 670	218 416	225 716	74 760	216 000	-3,23
Canola/Kanola	34 820	39 650	34 000	35 060	40 350	+16,62
Total/Totaal	675 590	1 829 046	1 896 936	752 320	2 214 350	-3,58



WHEAT – AREA PLANTED ESTIMATE AND THIRD PRODUCTION FORECAST: 2010 PRODUCTION SEASON

KORING – OPPERVLAKTE- EN DERDE PRODUKSIESKATTING: 2010-PRODUKSIESEISOEN

Province/ Provinsie	Area planted/ Opp beplant 2010 Ha	3 rd forecast/ 3 ^e skatting 2010 Tons	Area planted/ Opp beplant 2009 Ha	Final crop/ Finale oes 2009 Tons
Western Cape/Wes-Kaap	265 000	596 250	300 000	714 000
Northern Cape/Noord-Kaap	38 000	256 500	44 000	277 200
Free State/Vrystaat	204 000	428 400	235 000	622 000
Eastern Cape/Oos-Kaap	4 500	19 350	5 000	20 000
KwaZulu-Natal	6 100	32 330	7 000	35 000
Mpumalanga	4 500	26 100	7 500	41 200
Limpopo	12 500	72 500	18 000	99 000
Gauteng	1 500	9 750	2 000	12 800
North West/Noordwes	22 000	129 800	24 000	136 800
Total/Totaal	558 100	1 570 980	642 500	1 958 000



**AREA ESTIMATE AND THIRD PRODUCTION FORECAST OF WINTER CROPS (2010 PRODUCTION SEASON) /
HERSIENE OPPERVLAKTE- EN DERDE PRODUKSIESKATTING VAN WINTERGEWASSE (2010 PRODUKSIE-SEISOEN)
21 OCTOBER / OKTOBER 2010**

Winter cereal crops - 2010 production season

Wheat: The expected production of wheat is 1,571 mill. tons, which is 4,05% less than the previous forecast of 1,637 mill. tons, with an expected yield of 2,81 t/ha. The expected production in the Western Cape is 596 250 tons, which is 26 500 tons less than the previous forecast. The expected production in the Free State is 428 400 tons, which is 40 800 tons lower than the previous forecast, and in the Northern Cape, the expected production is 256 500 tons, same than the previous forecast. The decrease in the expected production of wheat can mainly be attributed to unfavourable weather conditions in some provinces.

The area estimate for wheat remained unchanged at 558 100 ha.

Other crops: The production forecast for **malting barley** is 218 416 tons, which is 3,23 % or 7 300 tons lower than the previous forecast of 225 716 tons. The area planted is estimated at 82 670 ha, while the expected yield is 2,64 t/ha.

It has come to the attention of the Committee that commercial **canola** plantings also occur in the Northern Cape (500 ha), Free State (212 ha) and KwaZulu-Natal (112 ha) provinces. The expected canola crop is now 39 650 tons, which is 16,62 % or 5 650 tons higher than the previous forecast of 34 000 tons. The area estimate for canola was also revised to 34 820 ha, which is 2,40% more than the 34 000 ha of the previous forecast. The expected yield for canola is 1,14 t/ha.

Please note that the fourth production forecast for winter cereals for the 2010 production season will be released on 23 November 2010 at 15:30.

Information is available on the internet at [http://www.daff.gov.za/links/crop estimates](http://www.daff.gov.za/links/crop_estimates) or <http://www.sagis.org.za>.

Wintergewasse - 2010 produksie-seisoen

Koring: Die verwagte produksie vir koring is 1,571 milj. ton, 4,05% minder as die vorige skatting van 1,637 milj. ton, met 'n verwagte opbrengs van 2,81 t/ha. Die verwagte produksie in die Wes-Kaap is 596 250 ton, wat 26 500 ton minder is as die vorige skatting. Die verwagte produksie in die Vrystaat is 428 400 ton, wat 40 800 ton laer is as die vorige skatting, en in die Noord-Kaap is die verwagte produksie 256 500 ton, dieselfde as die vorige skatting. Die afname in die verwagte produksie van koring kan hoofsaaklik toegeskryf word aan ongunstige weerstoestande in sommige provinsies.

Die oppervlakteskatting vir koring is onveranderd gelaat op 558 100 ha.

Ander gewasse: Die produksieskatting vir **moutgars** is 218 416 ton, wat 3,23 % of 7 300 ton minder is as die vorige skatting van 225 716 ton. Die oppervlakte beplant is beraam op 82 670 ha, terwyl die verwagte opbrengs 2,64 t/ha beloop.

Dit het onder die aandag van die Komitee gekom dat daar ook kommersiële **kanola**-aanplantings in die Noord-Kaap (500 ha), Vrystaat (212 ha) en KwaZulu-Natal (112 ha) provinsies voorkom. Die verwagte kanola-oes is nou 39 650 ton, wat 16,62 % of 5 650 ton hoër is as die vorige skatting van 34 000 ton. Die oppervlakteskatting vir kanola is ook hersien na 34 820 ha, wat 2,40% meer is as die 34 000 ha teenoor die vorige skatting. Die verwagte opbrengs van kanola is 1,14 t/ha.

Neem asseblief kennis dat die vierde produksieskatting vir wintergewasse vir die 2010 produksieseisoen op 23 November 2010 om 15:30 vrygestel sal word.

Inligting is beskikbaar op die internet by [http://www.daff.gov.za/links/crop estimates](http://www.daff.gov.za/links/crop_estimates) of by <http://www.sagis.org.za>.