



CROP ESTIMATES COMMITTEE

OESSKATTINGSKOMITEE

Private Bag/
Privaatsak X246
PRETORIA
0001

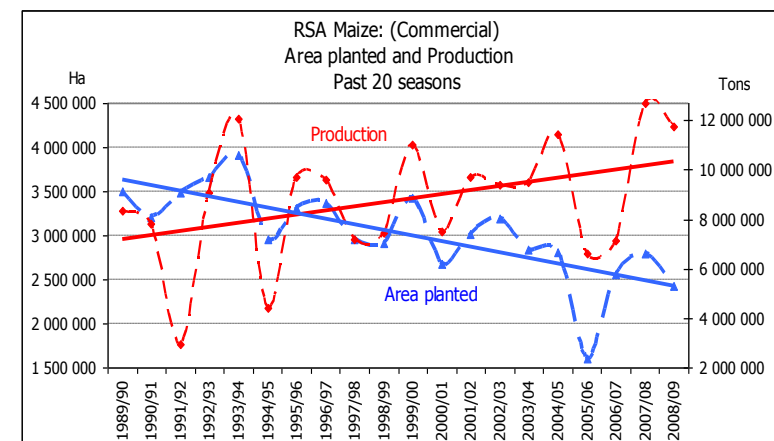
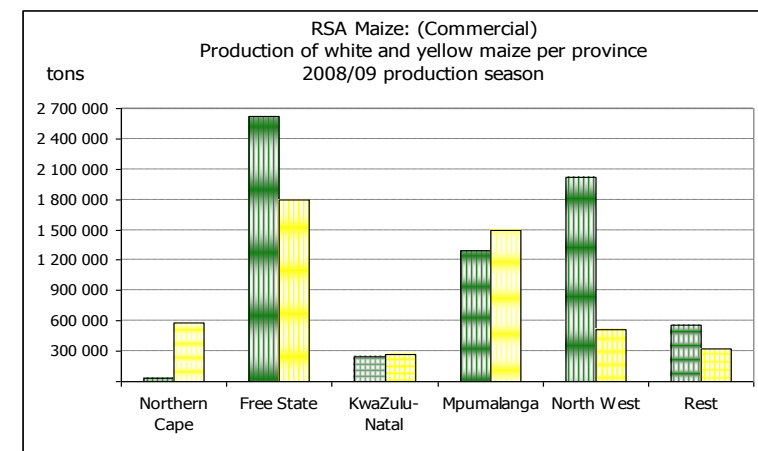
From/Van: Rodney D. Dredge
Tel: 012 319 6507 **Fax/Faks:** 012 319 6211 **E-mail/E-pos:** CDESS@daff.gov.za
Web page/Webblad: www.daff.gov.za/links/crop_estimates or www.sagis.org.za/CEC: Crop Estimates
EMBARGO: 14:30

23 September 2009

SUMMER CROPS – FINAL PRODUCTION ESTIMATE OF SUMMER CROPS: 2008/09 PRODUCTION SEASON

SOMERGEWASSE – FINALE PRODUKSIESKATTING VAN SOMERGEWASSE: 2008/09-PRODUKSIESEISOEN

| CROP/GEWAS | Area planted/ Opp beplant 2008/09 Ha (A) | Final estimate/ Finale skatting 2008/09 Tons (B) | 7 th forecast/ 7 ^{de} skatting 2008/09 Tons (C) | Area planted/ Opp beplant 2007/08 Ha (D) | Final crop/ Finale oes 2007/08 Tons (E) | Change/ Verandering % (B) ÷ (C) |
|-------------------------------|--|--|---|--|---|--|
| Commercial/Kommersieel: | | | | | | |
| White maize/Witmielies | 1 489 000 | 6 771 300 | 6 771 300 | 1 737 000 | 7 480 000 | - |
| Yellow maize/Geelmielies | 938 500 | 4 969 500 | 4 912 550 | 1 062 000 | 5 220 000 | +1,16 |
| Maize/Mielies | 2 427 500 | 11 740 800 | 11 683 850 | 2 799 000 | 12 700 000 | +0,49 |
| Sunflower seed/Sunflower seed | 635 800 | 843 530 | 843 530 | 564 300 | 872 000 | - |
| Soya-beans/Sojabone | 237 750 | 509 295 | 506 595 | 165 400 | 282 000 | +0,53 |
| Groundnuts/Grondbone | 54 550 | 99 135 | 96 060 | 54 200 | 88 800 | +3,20 |
| Sorghum | 85 500 | 271 250 | 265 200 | 86 800 | 255 000 | 2,28 |
| Dry beans/Droëbone | 43 800 | 67 030 | 67 030 | 43 800 | 58 975 | - |
| TOTAL/TOTAAL | 3 484 900 | 13 531 040 | 13 462 265 | 3 713 500 | 14 256 775 | 0,51 |



WHITE AND YELLOW MAIZE – FINAL PRODUCTION ESTIMATE: 2008/09 PRODUCTION SEASON

WIT- EN GEELMIELIES – FINALE PRODUKSIESKATTING: 2008/09-PRODUKSIESEISOEN

| Province/ Provinsie | Area planted/ Oppervlakte beplant 2008/09 | | | Final estimate/ Finale skatting 2008/09 | | | Area planted/ Oppervlakte beplant 2007/08 | | | Final crop/ Finale oes 2007/08 | | |
|--------------------------|---|-----------------------|------------------------|---|-------------------------|--------------------------|---|-----------------------|------------------------|--------------------------------------|-------------------------|--------------------------|
| | White/ Wit Ha | Yellow/ Geel Ha | Total/ Totaal Ha | White/ Wit Tons | Yellow/ Geel Tons | Total/ Totaal Tons | White/ Wit Ha | Yellow/ Geel Ha | Total/ Totaal Ha | White/ Wit Tons | Yellow/ Geel Tons | Total/ Totaal Tons |
| Western Cape/Wes-Kaap | 1 500 | 3 500 | 5 000 | 15 000 | 35 000 | 50 000 | 1 000 | 3 000 | 4 000 | 10 000 | 30 000 | 40 000 |
| Northern Cape/Noord-Kaap | 2 500 | 48 000 | 50 500 | 28 750 | 576 000 | 604 750 | 3 000 | 52 000 | 55 000 | 36 000 | 626 000 | 662 000 |
| Free State/Vrystaat | 565 000 | 390 000 | 955 000 | 2 627 250 | 1 794 000 | 4 421 250 | 690 000 | 480 000 | 1 170 000 | 2 978 000 | 1 950 000 | 4 928 000 |
| Eastern Cape/Oos-Kaap | 3 000 | 13 000 | 16 000 | 15 900 | 71 500 | 87 400 | 3 000 | 13 000 | 16 000 | 15 000 | 70 000 | 85 000 |
| KwaZulu-Natal | 40 000 | 42 000 | 82 000 | 248 000 | 264 600 | 512 600 | 41 000 | 42 000 | 83 000 | 237 000 | 252 000 | 489 000 |
| Mpumalanga | 215 000 | 262 000 | 477 000 | 1 290 000 | 1 493 400 | 2 783 400 | 268 000 | 250 000 | 518 000 | 1 475 000 | 1 400 000 | 2 875 000 |
| Limpopo | 33 000 | 15 000 | 48 000 | 171 600 | 72 000 | 243 600 | 41 000 | 16 000 | 57 000 | 164 000 | 60 000 | 224 000 |
| Gauteng | 69 000 | 30 000 | 99 000 | 358 800 | 150 000 | 508 800 | 80 000 | 36 000 | 116 000 | 400 000 | 168 000 | 568 000 |
| North West/Noordwes | 560 000 | 135 000 | 695 000 | 2 016 000 | 513 000 | 2 529 000 | 610 000 | 170 000 | 780 000 | 2 165 000 | 664 000 | 2 829 000 |
| Total/Totaal | 1 489 000 | 938 500 | 2 427 500 | 6 771 300 | 4 969 500 | 11 740 800 | 1 737 000 | 1 062 000 | 2 799 000 | 7 480 000 | 5 220 000 | 12 700 000 |

SUNFLOWER SEED – FINAL PRODUCTION ESTIMATE: 2008/09 PRODUCTION SEASON

SONNEBLMSAAD – FINALE PRODUKSIESKATTING: 2008/09-PRODUKSIESEISOEN

| Province/ Provinsie | Area planted/ Opp beplant Ha 2008/09 | Final estimate/ Finale skatting Tons 2008/09 | Area planted/ Opp beplant Ha 2007/08 | Final crop/ Finale oes Tons 2007/08 |
|--------------------------|---|---|---|--|
| Western Cape/Wes-Kaap | 700 | 700 | 600 | 540 |
| Northern Cape/Noord-Kaap | 500 | 1 250 | 400 | 900 |
| Free State/Vrystaat | 280 000 | 392 000 | 270 000 | 459 000 |
| Eastern Cape/Oos-Kaap | 600 | 780 | 300 | 360 |
| KwaZulu-Natal | - | - | - | - |
| Mpumalanga | 27 000 | 37 800 | 17 000 | 25 500 |
| Limpopo | 90 000 | 90 000 | 70 000 | 77 000 |
| Gauteng | 7 000 | 10 500 | 6 000 | 8 700 |
| North West/Noordwes | 230 000 | 310 500 | 200 000 | 300 000 |
| Total/Totaal | 635 800 | 843 530 | 564 300 | 872 000 |

SOYA-BEANS – FINAL PRODUCTION ESTIMATE: 2008/09 PRODUCTION SEASON

SOJABONE – FINALE PRODUKSIESKATTING: 2008/09-PRODUKSIESEISOEN

| Province/ Provinsie | Area planted/ Opp beplant Ha 2008/09 | Final estimate/ Finale skatting Tons 2008/09 | Area planted/ Opp beplant Ha 2007/08 | Final crop/ Finale oes Tons 2007/08 |
|--------------------------|---|---|---|--|
| Western Cape/Wes-Kaap | - | - | - | - |
| Northern Cape/Noord-Kaap | 750 | 2 250 | 500 | 1 750 |
| Free State/Vrystaat | 55 000 | 99 000 | 48 000 | 64 500 |
| Eastern Cape/Oos-Kaap | 800 | 1 600 | 500 | 750 |
| KwaZulu-Natal | 27 000 | 75 600 | 17 500 | 44 000 |
| Mpumalanga | 125 000 | 256 250 | 82 000 | 128 000 |
| Limpopo | 16 000 | 44 000 | 7 500 | 22 500 |
| Gauteng | 6 700 | 12 395 | 3 400 | 5 500 |
| North West/Noordwes | 6 500 | 18 200 | 6 000 | 15 000 |
| Total/Totaal | 237 750 | 509 295 | 165 400 | 282 000 |

GROUNDNUTS – FINAL PRODUCTION ESTIMATE: 2008/09 PRODUCTION SEASON**GRONDBONE – FINALE PRODUKSIESKATTING: 2008/09-PRODUKSIESEISOEN**

| Province/ Provinsie | Area planted/ Opp beplant Ha 2008/09 | Final estimate/ Finale skatting Tons 2008/09 | Area planted/ Opp beplant Ha 2007/08 | Final crop/ Finale oes Tons 2007/08 |
|--------------------------|---|---|---|--|
| Western Cape/Wes-Kaap | - | - | - | - |
| Northern Cape/Noord-Kaap | 10 000 | 31 000 | 7 000 | 21 500 |
| Free State/Vrystaat | 21 500 | 33 325 | 25 500 | 35 700 |
| Eastern Cape/Oos-Kaap | - | - | - | - |
| KwaZulu-Natal | - | - | 50 | 80 |
| Mpumalanga | - | - | - | - |
| Limpopo | 3 000 | 6 750 | 2 600 | 5 810 |
| Gauteng | 50 | 60 | 50 | 60 |
| North West/Noordwes | 20 000 | 28 000 | 19 000 | 25 650 |
| Total/Totaal | 54 550 | 99 135 | 54 200 | 88 800 |

DRY BEANS – FINAL PRODUCTION ESTIMATE: 2008/09 PRODUCTION SEASON**DROËBONE – FINALE PRODUKSIESKATTING: 2008/09-PRODUKSIESEISOEN**

| Province/ Provinsie | Area planted/ Opp beplant Ha 2008/09 | Final estimate/ Finale skatting Tons 2008/09 | Area planted/ Opp beplant Ha 2007/08 | Final crop/ Finale oes Tons 2007/08 |
|--------------------------|---|---|---|--|
| Western Cape/Wes-Kaap | 100 | 280 | 100 | 250 |
| Northern Cape/Noord-Kaap | 100 | 250 | 200 | 600 |
| Free State/Vrystaat | 18 000 | 28 800 | 16 500 | 21 450 |
| Eastern Cape/Oos-Kaap | 200 | 300 | - | - |
| KwaZulu-Natal | 3 000 | 4 800 | 3 500 | 5 950 |
| Mpumalanga | 10 500 | 15 750 | 12 500 | 15 000 |
| Limpopo | 4 500 | 6 750 | 4 000 | 6 800 |
| Gauteng | 3 400 | 5 100 | 3 500 | 5 075 |
| North West/Noordwes | 4 000 | 5 000 | 3 500 | 3 850 |
| Total/Totaal | 43 800 | 67 030 | 43 800 | 58 975 |

SORGHUM – FINAL PRODUCTION ESTIMATE: 2008/09 PRODUCTION SEASON**SORGHUM – FINALE PRODUKSIESKATTING: 2008/09-PRODUKSIESEISOEN**

| Province/ Provinsie | Area planted/ Opp beplant Ha 2008/09 | Final estimate/ Finale skatting Tons 2008/09 | Area planted/ Opp beplant Ha 2007/08 | Final crop/ Finale oes Tons 2007/08 |
|--------------------------|---|---|---|--|
| Western Cape/Wes-Kaap | - | - | - | - |
| Northern Cape/Noord-Kaap | - | - | - | - |
| Free State/Vrystaat | 55 000 | 167 750 | 50 000 | 142 500 |
| Eastern Cape/Oos-Kaap | - | - | - | - |
| KwaZulu-Natal | 300 | 900 | 300 | 850 |
| Mpumalanga | 16 500 | 66 000 | 19 000 | 61 750 |
| Limpopo | 8 000 | 22 000 | 12 000 | 36 000 |
| Gauteng | 700 | 2 100 | 900 | 2 700 |
| North West/Noordwes | 5 000 | 12 500 | 4 600 | 11 200 |
| Total/Totaal | 85 500 | 271 250 | 86 800 | 255 000 |

**FINAL PRODUCTION ESTIMATE OF SUMMER CROPS/
FINALE PRODUKSIESKATTING VAN SOMERGEWASSE
23 September 2009**

Summer field crops – 2008/09 production season

Commercial maize: The size of the expected commercial maize crop increased by 0,5% to 11,741 million tons. The area estimate for maize is 2,428 mill. ha, with an expected yield of 4,84 t/ha.

The production estimate of white maize was left unchanged at 6,771 mill. tons. The area planted is 1,489 mill. ha and the expected yield is 4,55 t/ha. In the case of yellow maize the production estimate is 4,970 mill. tons – an increase of 56 950 tons – with the area planted of 938 500 ha and the expected yield of 5,30 t/ha.

Based on the actual deliveries from farms over the past few months, and taking into account what may be retained on the farms, it appears that the CEC has slightly underestimated the area planted to yellow maize for the current production season. Based on the available information, the total maize crop could therefore be around 12 million tons.

Sunflower seed: The sunflower seed estimate remained unchanged at 843 530 tons, with an estimated area planted of 635 800 ha and a yield of 1,33 t/ha.

Other crops: The **soya-beans** estimate increased slightly to 509 295 tons. The area planted to soya-beans is 237 750 ha, with an expected yield of 2,14 t/ha.

The expected **groundnut** crop is 99 135 tons, which is 3,2% or 3 075 tons more than the previous estimate of 96 060 tons. The area estimate is 54 550 ha and the expected yield is 1,82 t/ha.

The production estimate for **sorghum** was adjusted upwards by 2,3% to 271 250 tons. The area estimate for sorghum is 85 500 ha and the expected yield is 3,17 t/ha.

In the case of **dry beans** the production estimate remained unchanged at 67 030 tons. The area estimate is 43 800 ha and the expected yield is 1,53 t/ha.

Please note that the 'intentions of farmers' to plant summer grain crops for the 2009/10 production season will be released on 27 October 2009.

Information is available on the internet at [http://www.daff.gov.za/links/crop estimates](http://www.daff.gov.za/links/crop_estimates) or <http://www.sagis.org.za>, as from **14:30** on the date of the relevant meeting of the Crop Estimates Committee.

Somergewasse – 2008/09 produksie-seisoen

Kommersiële mielies: Die grootte van die verwagte kommersiële mielie-oes is met 0,5% opwaarts aangepas na 11,741 milj. ton. Die skatting van die oppervlakte onder mielies is 2,428 milj. ha, met 'n verwagte opbrengs van 4,84 t/ha.

Die produksieskatting van witmielies is onveranderd gelaat op 6,771 milj. ton. Die oppervlakeskatting is 1,489 milj. ha, en die verwagte opbrengs is 4,55 t/ha. In die geval van geelmielies is die produksieskatting 4,970 milj. ton – 'n toename van 56 950 ton – met die oppervlakte beplant van 938 500 ha en die verwagte opbrengs van 5,30 t/ha.

Gebaseer op die werklike lewerings vanaf plase gedurende die afgelope paar maande en met inagneming van die moontlike terughoudings op plase, wil dit voorkom asof die Oesskatting Komitee die oppervlakte beplant met geelmielies effens onderskat het vir die huidige produksie-seisoen. Gebaseer op die beskikbare inligting, kan die totale mielie-oes dus in die omgewing van 12,0 miljoen ton wees.

Sonneblomsaad: Die produksieskatting van sonneblomsaad is onveranderd gelaat op 843 530 ton, met 'n geskatte oppervlakte beplant van 635 800 ha en 'n opbrengs van 1,33 t/ha.

Ander gewasse: Die produksieskatting van sojabone is effens verhoog na 509 295 ton. Die geskatte oppervlakte beplant met sojabone is 237 750 ha, met 'n verwagte opbrengs van 2,14 t/ha.

Die verwagte **grondbone**-oes is 99 135 ton, wat 3,2% of 3 075 ton meer is as die vorige skatting van 96 060 ton. Die oppervlakeskatting is 54 550 ha en die verwagte opbrengs is 1,82 t/ha.

Die produksieskatting van **sorghum** is opwaarts aangepas met 2,3% na 271 250 ton. Die oppervlakeskatting vir sorghum is 85 500 ha en die verwagte opbrengs is 3,17 t/ha.

In die geval van **droëbone** is die produksieskatting onveranderd gelaat op 67 030 ton. Die geskatte oppervlakte beplant is 43 800 ha en die verwagte opbrengs is 1,53 t/ha.

Neem asseblief kennis dat die 'voorneme van produsente om somergraangewasse te plant' vir die 2009/10 produksieseisoen, op 27 Oktober 2009 vrygestel sal word.

Inligting is beskikbaar op die internet by [http://www.daff.gov.za/links/crop estimates](http://www.daff.gov.za/links/crop_estimates) of by <http://www.sagis.org.za>, vanaf **14:30** op die dag van die toepaslike vergadering van die Oesskatting Komitee.

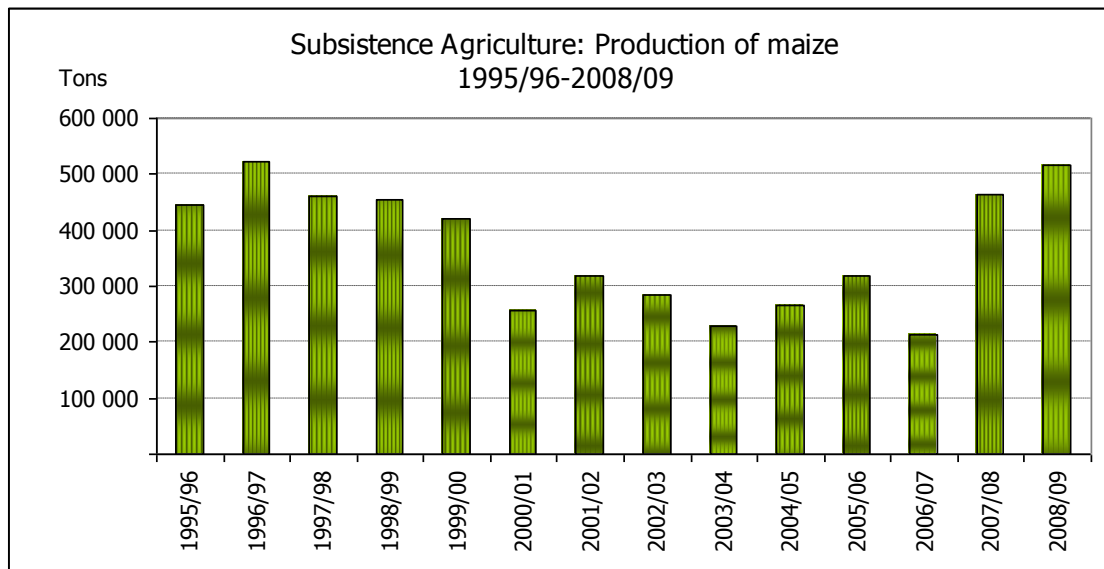
MAIZE - AREA PLANTED AND PRODUCTION ESTIMATE: 2008/09 SEASON

MIELIES - OPPERVLAK EN PRODUKSIESKATTING: 2008/09-SEISOEN

| CROP/GEWAS | Area planted/ Opp beplant 2008/09 Ha (A) | Estimate/ Skatting 2008/09 Tons (B) | Area planted/ Opp beplant 2007/08 Ha (C) | Final crop/ Finale oes 2007/08 Tons (D) | Change/ Verandering % (B) ÷ (D) |
|--|--|---|--|---|--|
| Subsistence agriculture/Bestaanslandbou: | | | | | |
| White maize/Witmielies | 356 276 | 378 576 | 373 821 | 334 324 | +13,24 |
| Yellow maize/Geelmielies | 112 407 | 138 057 | 124 159 | 129 745 | +6,41 |
| Maize/Mielies | 468 683 | 516 633 | 497 980 | 464 069 | +11,33 |

The area planted to maize in the subsistence agricultural sector is estimated at 468 683 ha, which represents a decrease of 5,9 % compared to the 497 980 ha of the previous season. Due to favourable production conditions, the expected maize crop for this sector is 516 633 tons, which is 11,3 % higher than the 464 069 tons of last season.

Die oppervlakte beplant met mielies in die bestaanslandbou-sektor word geskat op 468 683 ha, wat 'n afname van 5,9 % verteenwoordig in vergelyking met die 497 980 ha van die vorige seisoen. Weens gunstige produksie toestande, is die verwagte mielie-oes van dié sektor 516 633 ton, wat 11,3 % hoër is as die 464 069 ton van die vorige seisoen.



WINTER CEREALS – AREA PLANTED AND SECOND PRODUCTION FORECAST: 2009 PRODUCTION SEASON

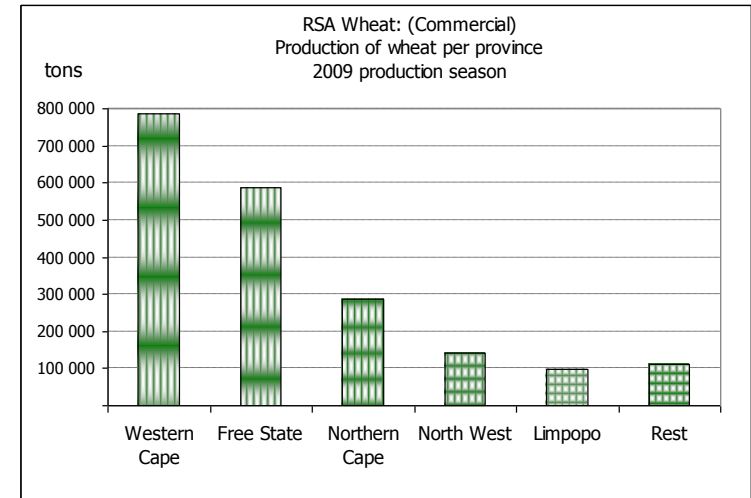
WINTERGEWASSE – OPPERVLAK- EN TWEEDE PRODUKSIESKATTING: 2009-PRODUKSIESEISOEN

| CROP/GEWAS | Area planted/ Opp beplant 2009 Ha (A) | 2 nd forecast/ 2 ^{de} skatting 2009 Tons (B) | 1 st forecast/ 1 ^{ste} skatting 2009 Tons (C) | Area planted/ Opp beplant 2008 Ha (D) | Final crop/ Finale oes 2008 Tons (E) | Change/ Verandering % (B) ÷ (C) |
|-------------------------|---|--|---|---|--|--|
| Commercial/Kommersieel: | | | | | | |
| Wheat/Koring | 657 500 | 2 011 400 | 1 991 020 | 748 000 | 2 130 000 | +1,02 |
| Malting barley/Moutgars | 74 760 | 220 620 | 225 315 | 68 245 | 192 000 | -2,08 |
| Canola/Kanola | 38 060 | 45 660 | 45 650 | 34 000 | 30 800 | +0,02 |
| Total/Totaal | 770 320 | 2 277 680 | 2 261 985 | 850 245 | 2 352 800 | +0,69 |

WHEAT – AREA PLANTED AND SECOND PRODUCTION FORECAST: 2009 PRODUCTION SEASON

KORING – OPPERVLAK- EN TWEEDE PRODUKSIESKATTING: 2009-PRODUKSIESEISOEN

| Province/ Provinsie | Area planted/ Opp beplant Ha 2009 | 2 nd forecast/ 2 ^{de} skatting Tons 2009 | Area planted/ Opp beplant Ha 2008 | Final crop/ Finale oes Tons 2008 |
|--------------------------|--|---|--|---|
| Western Cape/Wes-Kaap | 315 000 | 787 500 | 350 000 | 860 000 |
| Northern Cape/Noord-Kaap | 44 000 | 286 000 | 50 000 | 332 000 |
| Free State/Vrystaat | 235 000 | 587 500 | 280 000 | 560 000 |
| Eastern Cape/Oos-Kaap | 5 000 | 20 000 | 5 500 | 22 000 |
| KwaZulu-Natal | 7 000 | 35 000 | 7 500 | 38 200 |
| Mpumalanga | 7 500 | 42 000 | 8 000 | 45 000 |
| Limpopo | 18 000 | 99 000 | 20 000 | 110 000 |
| Gauteng | 2 000 | 12 800 | 2 000 | 12 800 |
| North West/Noordwes | 24 000 | 141 600 | 25 000 | 150 000 |
| Total/Totaal | 657 500 | 2 011 400 | 748 000 | 2 130 000 |



**AREA PLANTED AND SECOND PRODUCTION FORECAST OF WINTER CEREALS (2009 PRODUCTION SEASON) /
OPPERVLAK - EN TWEDE PRODUKSIESKATTING VIR WINTERGEWASSE (2009 PRODUKSIE-SEISOEN)
23 SEPTEMBER 2009**

Winter cereal crops - 2009 production season

Wheat: Based on information at its disposal, the Crop Estimates Committee revised the area estimate for wheat to 657 500 ha, which is 0,2% more than the 656 200 ha of the previous forecast. An estimated 315 000 ha or 48% is planted in the Western Cape, 235 000 ha or 36% in the Free State and 44 000 ha or 7% in the Northern Cape.

The expected production of wheat is 2,011 mill. tons, which is 1,0% or 20 380 tons more than the previous forecast of 1,991 million tons. The expected yield is 3,06 t/ha. The expected production in the Western Cape is 787 500 tons, 587 500 tons in the Free State and 286 000 tons in the Northern Cape.

Other crops: The production forecast for malting barley was adjusted downwards by 2,1% to 220 620 tons. The area planted to barley was also decreased by 2,6% to 74 760 ha, while the expected yield is 2,95 t/ha.

The expected canola crop was increased slightly to 45 660 tons. The area estimate for canola was also increased slightly to 38 060 ha, with an expected yield of 1,20 t/ha.

Please note that the third production forecast for winter cereals for the 2009 production season will be released on 27 October 2009.

Wintergewasse - 2009 produksie-seisoen

Koring: Gebaseer op inligting tot sy beskikking, het die Oesskattingskomitee die oppervlakte skatting vir koring hersien na 657 500 ha, wat 0,2% meer is as die 656 200 ha teenoor die vorige skatting. Die beraamde oppervlakte beplant in die Wes-Kaap is 315 000 ha of 48%, die Vrystaat is 235 000 ha of 36% en 44 000 ha of 7% is in die Noord-Kaap.

Die verwagte produksie vir koring is 2,011 milj. ton, wat 1,0% of 20 380 ton meer is as die vorige skatting van 1,991 milj. ton. Die verwagte opbrengs is 3,06 t/ha. Die verwagte produksie in die Wes-Kaap is 787 500 ton, 587 500 ton in die Vrystaat en 286 000 ton in die Noord-Kaap.

Ander gewasse: Die produksieskatting vir moutgars is afwaarts aangepas met 2,1% na 220 620 ton. Die oppervlakteskatting is ook afwaarts aangepas met 2,6% na 74 760 ha, terwyl die verwagte opbrengs 2,95 t/ha beloop.

Die verwagte kanola-oes is effens verhoog na 45 660 ton. Die oppervlakteskatting vir kanola is ook effens verhoog na 38 060 ha, met 'n verwagte opbrengs van 1,20 t/ha.

Neem asseblief kennis dat die derde produksieskatting vir wintergewasse vir die 2009 produksieseisoen op 27 Oktober 2009 vrygestel sal word.

Information is available on the internet at http://www.daff.gov.za/links/crop_estimates or <http://www.sagis.org.za>, as from **14:30** on the date of the relevant meeting of the Crop Estimates Committee.

Inligting is beskikbaar op die internet by http://www.daff.gov.za/links/crop_estimates of by <http://www.sagis.org.za>, vanaf **14:30** op die dag van die toepaslike vergadering van die Oesskattingskomitee.