



CROP ESTIMATES COMMITTEE

OESSKATTINGSKOMITEE

Private Bag/
Privaatsak X246
PRETORIA
0001

From/Van: Rodney D. Dredge

Tel: 012 319 6507 Fax/Faks: 012 319 6211 E-mail/E-pos: CDESS@daff.gov.za

Web page/Webblad: www.daff.gov.za/links/crop_estimates or www.sagis.org.za/CEC: Crop Estimates

EMBARGO: 14:30

27 October/ Oktober 2009

SUMMER CROPS – INTENTIONS TO PLANT: 2009/10 PRODUCTION SEASON

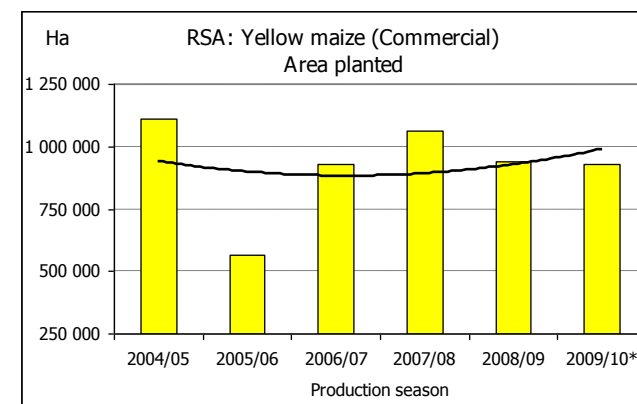
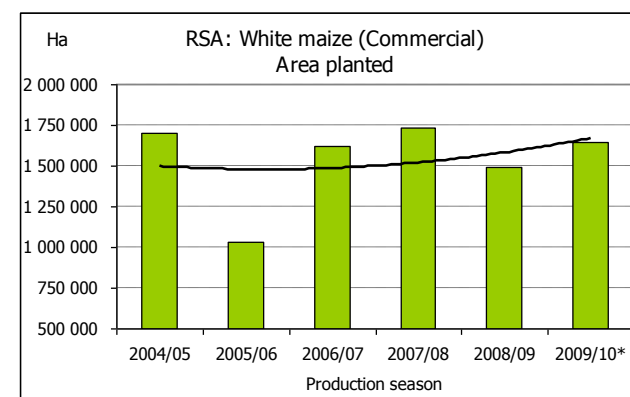
SOMERGEWASSE –VOORNEME OM TE PLANT: 2009/10-PRODUKSIESEISOEN

CROP/GEWAS	Voorname/ Intentions 2009/10 Ha	Opp beplant/ Area planted 2008/09 Ha	Finale skatting ¹⁾ / Final estimate ¹⁾ 2008/09 Tons	Verandering/ Change %
	soos middel Oktober 2009/ as mid October 2009			
	(A)			
Commercial/Kommerseël:				
White maize/Witmielies	1 644 500	1 489 000	6 771 300	+10,4
Yellow maize/Geelmielies	927 500	938 500	4 969 500	-1,2
Maize/Mielies	2 572 000	2 427 500	11 740 800	+6,0
Sunflower seed/Sonneblomsaad	452 500	635 800	843 530	-28,8
Soya-beans/Sojabone	271 000	237 750	509 295	+14,0
Groundnuts/Grondbone	63 500	54 550	99 135	+16,4
Sorghum	70 000	85 500	271 250	-18,1
Dry beans/Droëbone	44 000	43 800	67 030	+0,5
TOTAL/TOTAAL	3 473 000	3 484 900	13 531 040	-0,3

1) September 2009

* Inligting gebaseer op 'n opname onderneem deur die Direkoraat: Landboustatistiek van die Departement van Landbou, Bosbou en Visserye en Provinsiale Departemente van Landbou.

* Information based on a survey conducted by the Directorate: Agricultural Statistics of the Department of Agriculture, Forestry and Fisheries and Provincial Departments of Agriculture.



* Intentions as at mid October 2009

WHITE AND YELLOW MAIZE – INTENTIONS TO PLANT: 2009/10 PRODUCTION SEASON

WIT- EN GEELMIELIES – VOORNEME OM TE PLANT: 2009/10-PRODUKSIESEISOEN

Province/ Provinsie	Oppervlakte beplant/ Area planted 2009/10			Area planted/ Oppervlakte beplant 2008/09			Final estimate ¹⁾ / Finale skatting ¹⁾ 2008/09		
	White/ Wit Ha	Yellow/ Geel Ha	Totaal/ Total Ha	White/ Wit Ha	Yellow/ Geel Ha	Totaal/ Total Ha	White/ Wit Tons	Geel/ Yellow Tons	Totaal/ Total Tons
Western Cape/Wes-Kaap	1 000	3 000	4 000	1 500	3 500	5 000	15 000	35 000	50 000
Northern Cape/Noord-Kaap	1 800	50 000	51 800	2 500	48 000	50 500	28 750	576 000	604 750
Free State/Vrystaat	640 000	376 000	1 016 000	565 000	390 000	955 000	2 627 250	1 794 000	4 421 250
Eastern Cape/Oos-Kaap	3 200	11 500	14 700	3 000	13 000	16 000	15 900	71 500	87 400
KwaZulu-Natal	42 500	46 000	88 500	40 000	42 000	82 000	248 000	264 600	512 600
Mpumalanga	225 000	230 000	455 000	215 000	262 000	477 000	1 290 000	1 493 400	2 783 400
Limpopo	30 000	16 000	46 000	33 000	15 000	48 000	171 600	72 000	243 600
Gauteng	66 000	30 000	96 000	69 000	30 000	99 000	358 800	150 000	508 800
North West/Noordwes	635 000	165 000	800 000	560 000	135 000	695 000	2 016 000	513 000	2 529 000
Total/Totaal	1 644 500	927 500	2 572 000	1 489 000	938 500	2 427 500	6 771 300	4 969 500	11 740 800

1) September 2009

* Inligting gebaseer op 'n opname onderneem deur die Direkoraat: Landboustatistiek van die Departement van Landbou, Bosbou en Visserye en Provinsiale Departemente van Landbou.

* Information based on a survey conducted by the Directorate: Agricultural Statistics of the Department of Agriculture, Forestry and Fisheries and Provincial Departments of Agriculture.

INTENTIONS TO PLANT SUMMER CROPS / VOORNEME OM SOMERGEWASSE TE PLANT (2009/10)

27 October / Oktober 2009

Based on inputs received from a sample of producers and representatives of Provincial Departments of Agriculture, the expected area planted to maize for the 2009/10 production season is estimated at 2,572 million ha, which is 6,0% or 144 500 ha more than the 2,428 million ha planted last season.

The figures show that producers intend to plant 1,644 million ha to white maize, which is 155 500 ha (10,4%) more than in the previous season. In the case of yellow maize, the expected plantings is 927 500 ha, which is 11 000 ha (1,2%) less than in the previous season.

These figures give an indication of the intentions of commercial farmers to plant summer crops as at the middle of October 2009. Farmers indicated that the main reasons for the increase in area planted to maize are that fewer hectares are going to be planted to sunflower seed as a result of the price difference and that fallow wheat lands are also going to be planted to maize. However, access to production credit and the probability of a lower rainfall season can still influence farmers' decisions to plant summer grain crops.

In the case of sunflower seed and sorghum the expected plantings decreased by 28,8% and 18,1%, respectively as compared to the previous season. The intended plantings of soya-beans, groundnuts and dry beans show increases of 14,0%, 16,4% and 0,5%, respectively.

At the forthcoming meeting of the Crop Estimates Liaison Committee to be held on 26 November 2009, the size of the summer grain crops for the 2008/09 production season will be finalised.

Information is available on the internet at [http://www.daff.gov.za/links/crop estimates](http://www.daff.gov.za/links/crop_estimates) or <http://www.sagis.org.za>, as from 14:30 on the date of the relevant meeting of the Crop Estimates Committee.

Gebaseer op insette ontvang vanaf 'n steekproef van produsente en verteenwoordigers van Provinsiale Departemente van Landbou, word die verwagte oppervlakte met mielies beplant vir die 2009/10-produksie seisoen beraam op 2,572 miljoen ha, wat 6,0% of 144 500 ha meer is as die 2,428 miljoen ha aangeplant verlede seisoen.

Die syfers toon dat produsente van voorneme is om 1,644 miljoen ha witmielies aan te plant, wat 155 500 ha (10,4%) meer is as in die vorige seisoen. In die geval met geelmielies is die verwagte aanplantings 927 500 ha, wat 11 000 ha (1,2%) minder is as in die vorige seisoen.

Hierdie syfers gee 'n aanduiding van kommersiële boere se voornemens om somergewasse te plant soos teen middel Oktober 2009. Boere het aangedui dat die toename in die voorgename oppervlakte met mielies beplant hoofsaaklik toegeskryf kan word aan minder hektare wat met sonneblomsaad beplant gaan word as gevolg van die prysverskille en dat braak koringlande ook met mielies beplant gaan word. Bo en behalwe dié faktore, is die verkryging van produksiekrediet en die waarskynlikheid van 'n laer reënvalseisoen ook deurslaggewende faktore wat boere se besluite kan beïnvloed oor die aanplant van somergraangewasse.

In die geval van sonneblomsaad en sorghum het verwagte aanplantings afgeneem met onderskeidelik 28,8% en 18,1% in vergelyking met die vorige seisoen. Die voorgename sojaboon-, grondboon- en droëboon-aanplantings toon toenames van 14,0%, 16,4% en 0,5% onderskeidelik.

Tydens die eerskomende vergadering van die Oesskattingskakeelkomitee wat geskeduleer is vir 26 November 2009, sal die grootte van die somergewas-oeste vir die 2008/09-seisoen gefinaliseer word.

Inligting is beskikbaar op die internet by [http://www.daff.gov.za/links/crop estimates](http://www.daff.gov.za/links/crop_estimates) of by <http://www.sagis.org.za>, vanaf 14:30 op die dag van die toepaslike vergadering van die Oesskattingskomitee.

WINTER CEREALS – AREA PLANTED AND THIRD PRODUCTION FORECAST: 2009 PRODUCTION SEASON

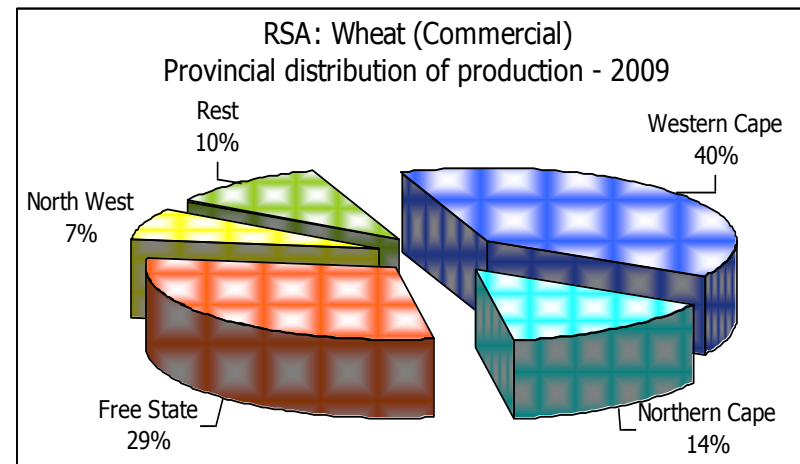
WINTERGEWASSE – OPPERVLAK- EN DERDE PRODUKSIESKATTING: 2009-PRODUKSIESEISOEN

CROP/GEWAS	Area planted/ Opp beplant 2009 Ha (A)	3 rd forecast/ 3 ^{de} skatting 2009 Tons (B)	2 nd forecast/ 2 ^{de} skatting 2009 Tons (C)	Area planted/ Opp beplant 2008 Ha (D)	Final crop/ Finale oes 2008 Tons (E)	Change/ Verandering % (B) ÷ (C)
Commercial/Kommersieel:						
Wheat/Koring	657 500	1 995 650	2 011 400	748 000	2 130 000	-0,78
Malting barley/Moutgars	74 760	220 620	220 620	68 245	192 000	-
Canola/Kanola	38 060	45 660	45 660	34 000	30 800	-
Total/Totaal	770 320	2 261 930	2 277 680	850 245	2 352 800	-0,69

WHEAT – AREA PLANTED AND THIRD PRODUCTION FORECAST: 2009 PRODUCTION SEASON

KORING – OPPERVLAK- EN DERDE PRODUKSIESKATTING: 2009-PRODUKSIESEISOEN

Province/ Provinsie	Area planted/ Opp beplant Ha 2009	3 rd forecast/ 3 ^{de} skatting Tons 2009	Area planted/ Opp beplant Ha 2008	Final crop/ Finale oes Tons 2008
Western Cape/Wes-Kaap	315 000	771 750	350 000	860 000
Northern Cape/Noord-Kaap	44 000	286 000	50 000	332 000
Free State/Vrystaat	235 000	587 500	280 000	560 000
Eastern Cape/Oos-Kaap	5 000	20 000	5 500	22 000
KwaZulu-Natal	7 000	35 000	7 500	38 200
Mpumalanga	7 500	42 000	8 000	45 000
Limpopo	18 000	99 000	20 000	110 000
Gauteng	2 000	12 800	2 000	12 800
North West/Noordwes	24 000	141 600	25 000	150 000
Total/Totaal	657 500	1 995 650	748 000	2 130 000



**AREA PLANTED AND THIRD PRODUCTION FORECAST OF WINTER CEREALS (2009 PRODUCTION SEASON) /
OPPERVLAK - EN DERDE PRODUKSIESKATTING VIR WINTERGEWASSE (2009 PRODUKSIE-SEISOEN)
27 OCTOBER/ OKTOBER 2009**

Winter cereal crops - 2009 production season

Wheat: The production forecast for wheat was reduced to 1,996 million tons, which is 0,78% or 15 750 tons lower than the previous forecast of 2,011 million tons. The yield is 3,04 t/ha. The expected production was adjusted downward to 771 750 tons in the Western Cape, based on the results of the objective yield survey undertaken by the National Crop Statistics Consortium.

The area planted to wheat remained unchanged at 657 500 ha. An estimated 315 000 ha or 48% is planted in the Western Cape, 235 000 ha or 36% in the Free State and 44 000 ha or 7% in the Northern Cape.

Other crops: The production forecast for malting barley remained unchanged at 220 620 tons. The area planted to barley also remained unchanged at 74 760 ha, while the expected yield is 2,95 t/ha.

The expected canola crop also remained unchanged at 45 660 tons. The area estimate for canola remained unchanged at 38 060 ha, with an expected yield of 1,20 t/ha.

Please note that the fourth production forecast for winter cereals for the 2009 production season will be released on 24 November 2009.

Wintergewasse - 2009 produksie-seisoen

Koring: Die produksieskatting vir koring is afwaarts aangepas na 1,996 miljoen ton, wat 0,78% of 15 750 ton minder is as 2,011 miljoen ton van die vorige skatting. Die opbrengs is 3,04 t/ha. Die verwagte produksie in die Wes-Kaap is afwaarts aangepas na 771 750 ton, gebaseer op die objektiewe opbrengs resultate verkry vanaf die LNR-geleide Konsortium se opname.

Die oppervlakte beplant met koring is onveranderd gelaat op 657 500 ha. Die beraamde oppervlakte beplant in die Wes-Kaap is 315 000 ha of 48%, die Vrystaat is 235 000 ha of 36% en 44 000 ha of 7% is in die Noord-Kaap.

Ander gewasse: Die produksieskatting vir moutgars is onveranderd gelaat op 220 620 ton. Die oppervlakteskatting is ook onveranderd gelaat op 74 760 ha, terwyl die verwagte opbrengs 2,95 t/ha beloop.

Die verwagte kanola-oes is ook onveranderd gelaat op 45 660 ton. Die oppervlakteskatting vir kanola is onveranderd gelaat op 38 060 ha, met 'n verwagte opbrengs van 1,20 t/ha.

Neem asseblief kennis dat die derde produksieskatting vir wintergewasse vir die 2009 produksieseisoen op 24 November 2009 vrygestel sal word.

Information is available on the internet at http://www.daff.gov.za/links/crop_estimates or <http://www.sagis.org.za>, as from **14:30** on the date of the relevant meeting of the Crop Estimates Committee.

Inligting is beskikbaar op die internet by http://www.daff.gov.za/links/crop_estimates of by <http://www.sagis.org.za>, vanaf **14:30** op die dag van die toepaslike vergadering van die Oesskatting Komitee.