



# CROP ESTIMATES COMMITTEE

## OESSKATTINGSKOMITEE

Private Bag/  
Privaatsak X246  
PRETORIA  
0001

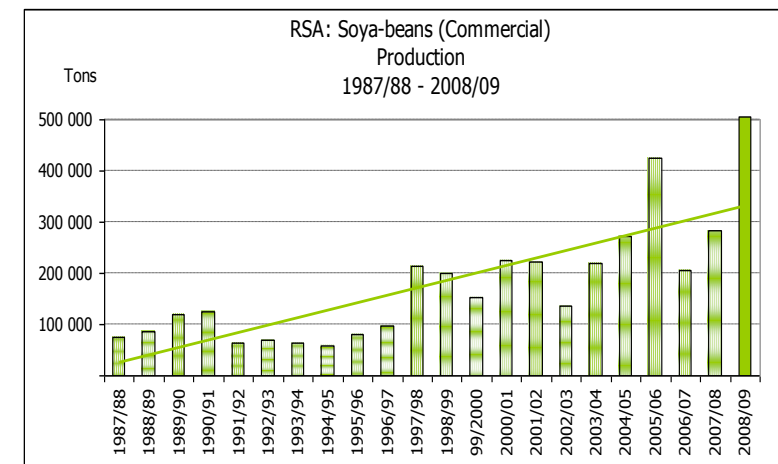
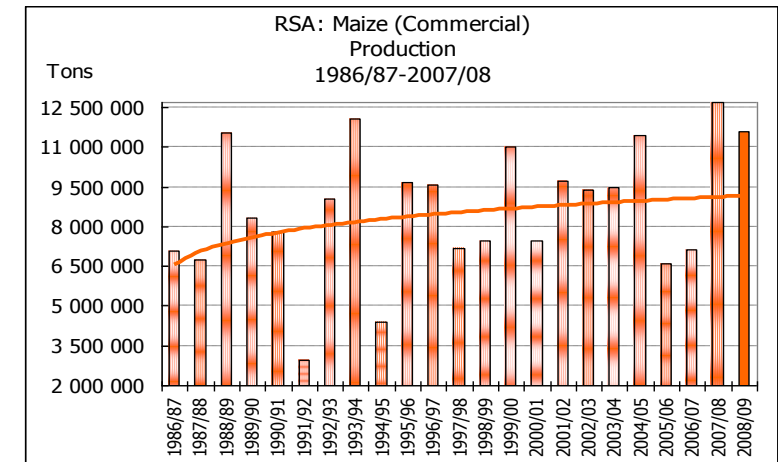
**From/Van:** Rodney D. Dredge  
**Tel:** 012 319 6507 **Fax/Faks:** 012 319 6211 **E-mail/E-pos:** CDESS@nda.agric.za  
Web page/Webblad: [www.daff.gov.za/links/crop\\_estimates](http://www.daff.gov.za/links/crop_estimates) or [www.sagis.org.za/CEC](http://www.sagis.org.za/CEC): Crop Estimates  
EMBARGO: 14:30

28 July/Julie 2009

**SUMMER CROPS** – SIXTH PRODUCTION FORECAST OF SUMMER CROPS: 2008/09 PRODUCTION SEASON

**SOMERGEWASSE** – SESDE PRODUKSIESKATTING VAN SOMERGEWASSE: 2008/09-PRODUKSIESEISOEN

CROP/GEWAS	Area planted/ Opp beplant 2008/09 Ha (A)	6 <sup>th</sup> forecast/ 6 <sup>de</sup> skatting 2008/09 Tons (B)	5 <sup>th</sup> forecast/ 5 <sup>de</sup> skatting 2008/09 Tons (C)	Area planted/ Opp beplant 2007/08 Ha (D)	Final crop/ Finale oes 2007/08 Tons (E)	Change/ Verandering % (B) ÷ (C)
Commercial/Kommersieel:						
White maize/Witmielies	1 489 000	6 799 550	6 799 550	1 737 000	7 480 000	-
Yellow maize/Geelmielies	938 500	4 803 850	4 803 850	1 062 000	5 220 000	-
Maize/Mielies	2 427 500	11 603 400	11 603 400	2 799 000	12 700 000	-
Sunflower seed/Sunflower seed	635 800	843 530	875 280	564 300	872 000	-3,63
Soya-beans/Sojabone	237 750	506 595	490 135	165 400	282 000	+3,36
Groundnuts/Grondbone	54 550	96 060	96 060	54 200	88 800	-
Sorghum	85 500	261 075	261 900	86 800	255 000	-0,32
Dry beans/Droëbone	43 800	63 230	63 230	43 800	58 975	-
TOTAL/TOTAAL	3 484 900	13 373 890	13 390 005	3 713 500	14 256 775	-0,12



**WHITE AND YELLOW MAIZE – SIXTH PRODUCTION FORECAST: 2008/09 PRODUCTION SEASON**
**WIT- EN GEELMIELIES – SESDE PRODUKSIESKATTING: 2008/09-PRODUKSIESEISOEN**

Province/ Provinsie	Area planted/ Oppervlakte beplant 2008/09			6 <sup>th</sup> forecast/ 6 <sup>de</sup> skatting 2008/09			Area planted/ Oppervlakte beplant 2007/08			Final crop/ Finale oes 2007/08		
	White/ Wit Ha	Yellow/ Geel Ha	Total/ Totaal Ha	White/ Wit Tons	Yellow/ Geel Tons	Total/ Totaal Tons	White/ Wit Ha	Yellow/ Geel Ha	Total/ Totaal Ha	White/ Wit Tons	Yellow/ Geel Tons	Total/ Totaal Tons
Western Cape/Wes-Kaap	1 500	3 500	5 000	15 000	35 000	50 000	1 000	3 000	4 000	10 000	30 000	40 000
Northern Cape/Noord-Kaap	2 500	48 000	50 500	28 750	552 000	580 750	3 000	52 000	55 000	36 000	626 000	662 000
Free State/Vrystaat	565 000	390 000	955 000	2 655 500	1 716 000	4 371 500	690 000	480 000	1 170 000	2 978 000	1 950 000	4 928 000
Eastern Cape/Oos-Kaap	3 000	13 000	16 000	15 900	71 500	87 400	3 000	13 000	16 000	15 000	70 000	85 000
KwaZulu-Natal	40 000	42 000	82 000	248 000	264 600	512 600	41 000	42 000	83 000	237 000	252 000	489 000
Mpumalanga	215 000	262 000	477 000	1 290 000	1 441 000	2 731 000	268 000	250 000	518 000	1 475 000	1 400 000	2 875 000
Limpopo	33 000	15 000	48 000	171 600	72 000	243 600	41 000	16 000	57 000	164 000	60 000	224 000
Gauteng	69 000	30 000	99 000	358 800	145 500	504 300	80 000	36 000	116 000	400 000	168 000	568 000
North West/Noordwes	560 000	135 000	695 000	2 016 000	506 250	2 522 250	610 000	170 000	780 000	2 165 000	664 000	2 829 000
Total/Totaal	1 489 000	938 500	2 427 500	6 799 550	4 803 850	11 603 400	1 737 000	1 062 000	2 799 000	7 480 000	5 220 000	12 700 000

**SUNFLOWER SEED – SIXTH PRODUCTION FORECAST: 2008/09 PRODUCTION SEASON**
**SONNEBLMSAAD – SESDE PRODUKSIESKATTING: 2008/09-PRODUKSIESEISOEN**

Province/ Provinsie	Area planted/ Opp beplant Ha 2008/09	6 <sup>th</sup> forecast/ 6 <sup>de</sup> skatting Tons 2008/09	Area planted/ Opp beplant Ha 2007/08	Final crop/ Finale oes Tons 2007/08
Western Cape/Wes-Kaap	700	700	600	540
Northern Cape/Noord-Kaap	500	1 250	400	900
Free State/Vrystaat	280 000	392 000	270 000	459 000
Eastern Cape/Oos-Kaap	600	780	300	360
KwaZulu-Natal	-	-	-	-
Mpumalanga	27 000	37 800	17 000	25 500
Limpopo	90 000	90 000	70 000	77 000
Gauteng	7 000	10 500	6 000	8 700
North West/Noordwes	230 000	310 500	200 000	300 000
Total/Totaal	635 800	843 530	564 300	872 000

**SOYA-BEANS – SIXTH PRODUCTION FORECAST: 2008/09 PRODUCTION SEASON**
**SOJABONE – SESDE PRODUKSIESKATTING: 2008/09-PRODUKSIESEISOEN**

Province/ Provinsie	Area planted/ Opp beplant Ha 2008/09	6 <sup>th</sup> forecast/ 6 <sup>de</sup> skatting Tons 2008/09	Area planted/ Opp beplant Ha 2007/08	Final crop/ Finale oes Tons 2007/08
Western Cape/Wes-Kaap	-	-	-	-
Northern Cape/Noord-Kaap	750	2 250	500	1 750
Free State/Vrystaat	55 000	99 000	48 000	64 500
Eastern Cape/Oos-Kaap	800	1 600	500	750
KwaZulu-Natal	27 000	72 900	17 500	44 000
Mpumalanga	125 000	256 250	82 000	128 000
Limpopo	16 000	44 000	7 500	22 500
Gauteng	6 700	12 395	3 400	5 500
North West/Noordwes	6 500	18 200	6 000	15 000
Total/Totaal	237 750	506 595	165 400	282 000

**GROUNDNUTS – SIXTH PRODUCTION FORECAST: 2008/09 PRODUCTION SEASON**

**GRONDBONE – SESDE PRODUKSIESKATTING: 2008/09-PRODUKSIESEISOEN**

Province/ Provinsie	Area planted/ Opp beplant Ha 2008/09	6 <sup>th</sup> forecast/ 6 <sup>de</sup> skatting Tons 2008/09	Area planted/ Opp beplant Ha 2007/08	Final crop/ Finale oes Tons 2007/08
Western Cape/Wes-Kaap	-	-	-	-
Northern Cape/Noord-Kaap	10 000	30 000	7 000	21 500
Free State/Vrystaat	21 500	32 250	25 500	35 700
Eastern Cape/Oos-Kaap	-	-	-	-
KwaZulu-Natal	-	-	50	80
Mpumalanga	-	-	-	-
Limpopo	3 000	6 750	2 600	5 810
Gauteng	50	60	50	60
North West/Noordwes	20 000	27 000	19 000	25 650
Total/Totaal	54 550	96 060	54 200	88 800

**DRY BEANS – SIXTH PRODUCTION FORECAST: 2008/09 PRODUCTION SEASON**

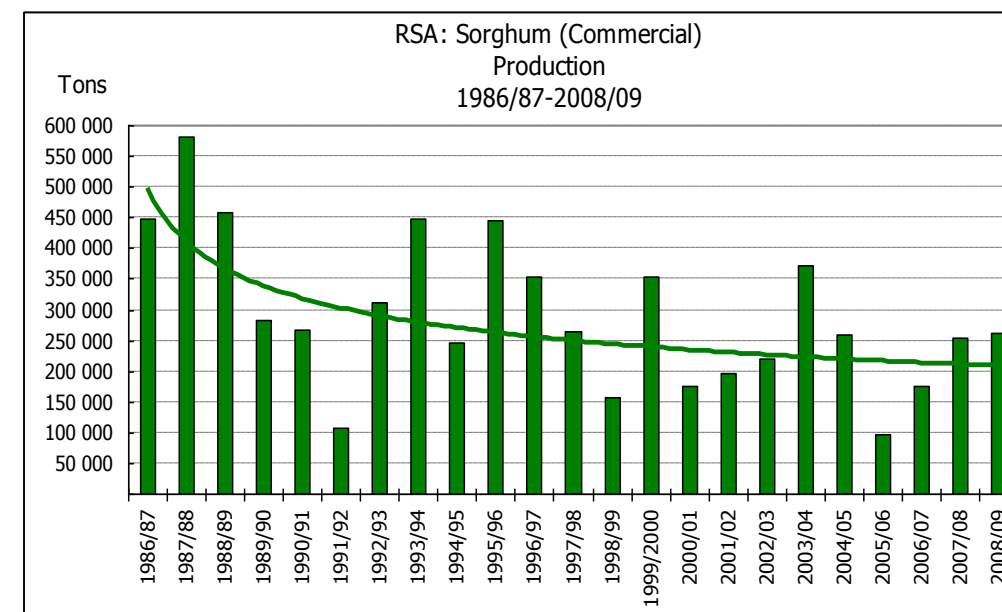
**DROËBONE – SESDE PRODUKSIESKATTING: 2008/09-PRODUKSIESEISOEN**

Province/ Provinsie	Area planted/ Opp beplant Ha 2008/09	6 <sup>th</sup> forecast/ 6 <sup>de</sup> skatting Tons 2008/09	Area planted/ Opp beplant Ha 2007/08	Final crop/ Finale oes Tons 2007/08
Western Cape/Wes-Kaap	100	280	100	250
Northern Cape/Noord-Kaap	100	250	200	600
Free State/Vrystaat	18 000	25 200	16 500	21 450
Eastern Cape/Oos-Kaap	200	300	-	-
KwaZulu-Natal	3 000	4 800	3 500	5 950
Mpumalanga	10 500	15 750	12 500	15 000
Limpopo	4 500	6 750	4 000	6 800
Gauteng	3 400	5 100	3 500	5 075
North West/Noordwes	4 000	4 800	3 500	3 850
Total/Totaal	43 800	63 230	43 800	58 975

**SORGHUM – SIXTH PRODUCTION FORECAST: 2008/09 PRODUCTION SEASON**

**SORGHUM – SESDE PRODUKSIESKATTING: 2008/09-PRODUKSIESEISOEN**

Province/ Provinsie	Area planted/ Opp beplant Ha 2008/09	6 <sup>th</sup> forecast/ 6 <sup>de</sup> skatting Tons 2008/09	Area planted/ Opp beplant Ha 2007/08	Final crop/ Finale oes Tons 2007/08
Western Cape/Wes-Kaap	-	-	-	-
Northern Cape/Noord-Kaap	-	-	-	-
Free State/Vrystaat	55 000	165 000	50 000	142 500
Eastern Cape/Oos-Kaap	-	-	-	-
KwaZulu-Natal	300	900	300	850
Mpumalanga	16 500	58 575	19 000	61 750
Limpopo	8 000	22 000	12 000	36 000
Gauteng	700	2 100	900	2 700
North West/Noordwes	5 000	12 500	4 600	11 200
Total/Totaal	85 500	261 075	86 800	255 000



**SIXTH PRODUCTION FORECAST OF SUMMER CROPS/  
SESDE PRODUKSIESKATTING VAN SOMERGEWASSE  
28 JULY/ JULIE 2009**

**Summer field crops – 2008/09 production season**

**Commercial maize:** The size of the expected commercial maize crop remained unchanged at 11,603 million tons. The area estimate for maize is 2,428 mill. ha, with an expected yield of 4,78 t/ha.

The production forecast of white maize is 6,8 mill. tons, with an area estimate of 1,489 mill. ha and an expected yield of 4,57 t/ha. In the case of yellow maize the production forecast is 4,804 mill. tons, the area planted 938 500 ha and the expected yield is 5,12 t/ha.

**Sunflower seed:** Taking the SAGIS producer deliveries into consideration, the sunflower seed forecast has been set at 843 530 tons, which is 31 750 tons lower than the previous forecast of 875 280 tons. The estimated area planted to sunflower seed is 635 800 ha and the yield is 1,33 t/ha.

**Other crops:** Also taking the SAGIS producer deliveries into consideration, the **soya-beans** forecast has been set at 506 595 tons, which is 16 460 tons higher than the previous forecast of 490 135 tons. The area planted to soya-beans is 237 750 ha, with an expected yield of 2,13 t/ha.

The expected **groundnut** crop remained unchanged at 96 060 tons. The area estimate is 54 550 ha and the expected yield is 1,76 t/ha.

The production forecast for **sorghum** decreased slightly to 261 075 tons. The area estimate for sorghum is 85 500 ha and the expected yield is 3,05 t/ha.

In the case of **dry beans** the production forecast remained unchanged at 63 230 tons. The area estimate is 43 800 ha and the expected yield is 1,44 t/ha.

Please note that the seventh production estimate for summer field crops for the 2008/09 production season will be released on 26 August 2009.

**Somergewasse – 2008/09 produksie-seisoen**

**Kommersiële mielies:** Die grootte van die verwagte kommersiële mielie-oes is onveranderd gelaat op 11,603 milj. ton. Die skatting van die oppervlakte onder mielies is 2,428 milj. ha, met 'n verwagte opbrengs van 4,78 t/ha.

Die produksieskatting van witmielies is 6,8 milj. ton, met 'n geskatte oppervlakte van 1,489 milj. ha, en 'n verwagte opbrengs van 4,57 t/ha. In die geval van geelmielies is die produksieskatting 4,804 milj. ton, die oppervlakte beplant 938 500 ha en die verwagte opbrengs 5,12 t/ha.

**Sonneblomsaad:** Inaggenome produsente-lewerings, soos gemonitor deur SAGIS, is die produksieskatting van sonneblomsaad op 843 530 ton gestel, wat 31 750 ton laer is as die vorige skatting van 875 280 ton. Die geskatte oppervlakte beplant met sonneblomsaad is 635 800 ha en die verwagte opbrengs is 1,33 t/ha.

**Ander gewasse:** Inaggenome ook produsente-lewerings, soos gemonitor deur SAGIS, is die produksieskatting van sojabone op 506 595 ton gestel, wat 16 460 ton hoër is as die vorige skatting van 490 135 ton. Die geskatte oppervlakte beplant met sojabone is 237 750 ha, met 'n verwagte opbrengs van 2,13 t/ha.

Die verwagte **grondbone**-oes is onveranderd gelaat op 96 060 ton. Die oppervlakteskatting is 54 550 ha en die verwagte opbrengs is 1,76 t/ha.

Die produksieskatting van **sorghum** is effens afwaarts aangepas na 261 075 ton. Die oppervlakteskatting vir sorghum is 85 500 ha en die verwagte opbrengs is 3,05 t/ha.

In die geval van **droëbone** is die produksieskatting onveranderd gelaat op 63 230 ton. Die geskatte oppervlakte beplant is 43 800 ha en die verwagte opbrengs is 1,44 t/ha.

Neem asseblief kennis dat die sewende produksieskatting vir somergraangewasse vir die 2008/09 produksieseisoen, op 26 Augustus 2009 vrygestel sal word.

Information is available on the internet at [http://www.daff.gov.za/links/crop estimates](http://www.daff.gov.za/links/crop_estimates) or <http://www.sagis.org.za>, as from **14:30** on the date of the relevant meeting of the Crop Estimates Committee.

Inligting is beskikbaar op die internet by [http://www.daff.gov.za/links/crop estimates](http://www.daff.gov.za/links/crop_estimates) of by <http://www.sagis.org.za>, vanaf **14:30** op die dag van die toepaslike vergadering van die Oesskattingskomitee.

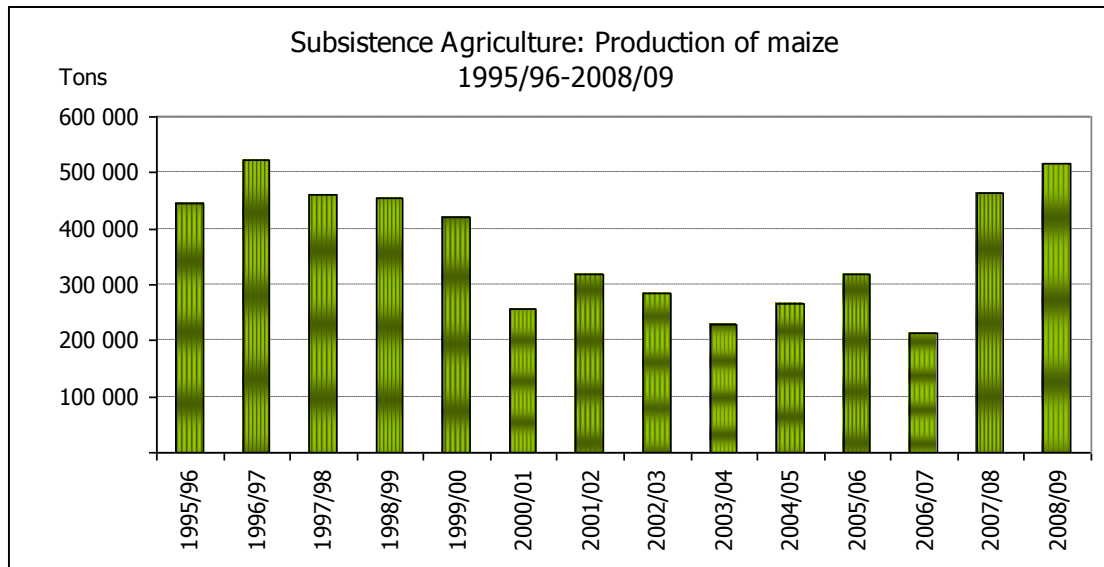
**MAIZE** - AREA PLANTED AND PRODUCTION ESTIMATE: 2008/09 SEASON

**MIELIES** - OPPERVLAK EN PRODUKSIESKATTING: 2008/09-SEISOEN

CROP/GEWAS	Area planted/ Opp beplant 2008/09 Ha (A)	Estimate/ Skatting 2008/09 Tons (B)	Area planted/ Opp beplant 2007/08 Ha (C)	Final crop/ Finale oes 2007/07 Tons (D)	Change/ Verandering % (B) ÷ (D)
Subsistence agriculture/Bestaanslandbou:					
White maize/Witmielies	356 276	378 576	373 821	334 324	+13,24
Yellow maize/Geelmielies	112 407	138 057	124 159	129 745	+6,41
Maize/Mielies	468 683	516 633	497 980	464 069	+11,33

The area planted to maize in the subsistence agricultural sector is estimated at 468 683 ha, which represents a decrease of 5,9 % compared to the 497 980 ha of the previous season. Due to favourable production conditions, the expected maize crop for this sector is 516 633 tons, which is 11,3 % higher than the 464 069 tons of last season.

Die oppervlakte beplant met mielies in die bestaanslandbou-sektor word geskat op 468 683 ha, wat 'n afname van 5,9 % verteenwoordig in vergelyking met die 497 980 ha van die vorige seisoen. Weens gunstige produksie toestande, is die verwagte mielie-oes van dié sektor 516 633 ton, wat 11,3 % hoër is as die 464 069 ton van die vorige seisoen.

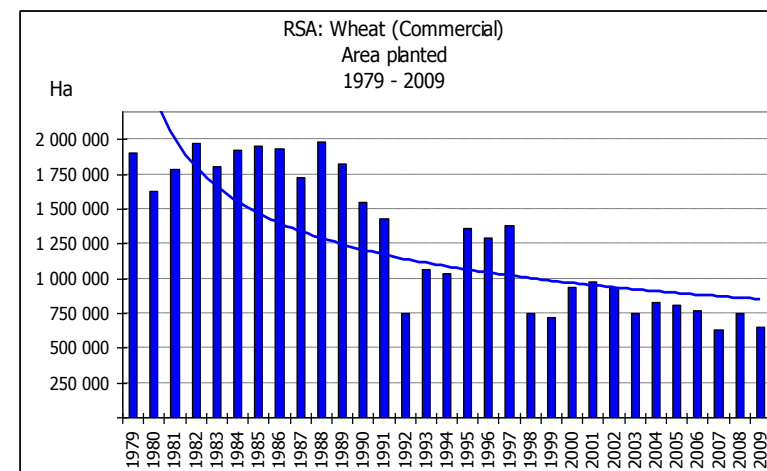


**WINTER CEREALS** – PRELIMINARY AREA PLANTED ESTIMATE: 2009 PRODUCTION SEASON

**WINTERGEWASSE** – VOORLOPIGE OPPERVLAKTESKATTING: 2009-PRODUKSIESEISOEN

CROP/GEWAS	Area planted/ Opp beplant 2009 Ha (A)	Intentions/ Voorneme* Mid April 2009 Ha (B)	Area planted/ Opp beplant 2008 Ha (C)	Final crop/ Finale oes 2008 Tons (D)	Change/ Verandering % (A) ÷ (C)
Commercial/Kommersieel:					
Wheat/Koring	<b>653 000</b>	646 400	748 000	2 130 000	-12,70
Malting barley/Moutgars	<b>72 850</b>	73 050	68 245	192 000	+6,75
Canola/Kanola	<b>36 050</b>	41 000	34 000	30 800	+6,03-
Total/Totaal	<b>761 900</b>	760 450	850 245	2 352 800	-10,39

\* Intentions based on conditions at the middle of April 2009 / Voorneme gebaseer op toestande soos teen middel April 2009.

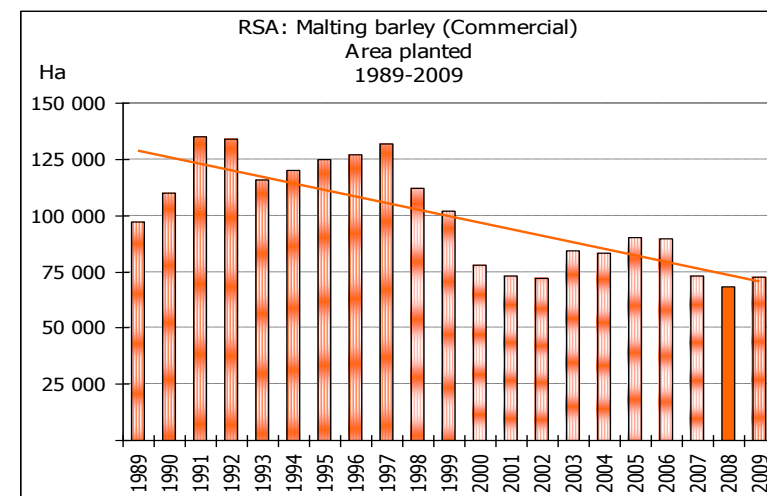


**WHEAT** – PRELIMINARY AREA PLANTED ESTIMATE: 2009 PRODUCTION SEASON

**KORING** – VOORLOPIGE OPPERVLAKTESKATTING: 2009-PRODUKSIESEISOEN

Province/ Provinsie	Area planted/ Opp beplant 2009 Ha 2009	Intentions/ Voorneme* Ha Mid April 2009	Area planted/ Opp beplant Ha 2008	Final crop/ Finale oes Tons 2008
Western Cape/Wes-Kaap	<b>310 000</b>	312 000	350 000	860 000
Northern Cape/Noord-Kaap	<b>44 000</b>	41 000	50 000	332 000
Free State/Vrystaat	<b>235 000</b>	230 000	280 000	560 000
Eastern Cape/Oos-Kaap	<b>5 000</b>	5 000	5 500	22 000
KwaZulu-Natal	<b>6 500</b>	7 000	7 500	38 200
Mpumalanga	<b>7 500</b>	7 000	8 000	45 000
Limpopo	<b>18 000</b>	18 500	20 000	110 000
Gauteng	<b>2 000</b>	1 900	2 000	12 800
North West/Noordwes	<b>25 000</b>	24 000	25 000	150 000
Total/Totaal	<b>653 000</b>	646 400	748 000	2 130 000

\* Intentions based on conditions at the middle of April 2009 / Voorneme gebaseer op toestande soos teen middel April 2009.



**PRELIMINARY AREA ESTIMATE OF WINTER CROPS (2009 PRODUCTION SEASON) /  
VOORLOPIGE OPPERVLAKTESKATTING VAN WINTERGEWASSE (2009 PRODUKSIE-SEISOEN)  
28 JULY/ JULIE 2009**

**Winter cereal crops - 2009 production season**

**Wheat:** The preliminary area estimate for wheat is 653 000 ha, which is 12,7% less than the 748 000 ha planted for the previous season.

According to producers the decrease in the expected planting of wheat can mainly be attributed to the relatively lower prices compared to the high input costs.

An estimated 310 000 ha is planted in the Western Cape, which is 40 000 ha less than the 350 000 ha planted for the previous season. In the Free State, 235 000 ha is planted, which is 45 000 ha less than the 280 000 ha planted for the previous season. The area planted in the Northern Cape decreased by 6 000 ha to 44 000 ha.

**Other crops:** The preliminary area estimate for malting barley is 72 850 ha, or 6,7% more than the 68 245 ha of last season. The area planted to canola is 36 050 ha, or 6,0% more than the 34 000 ha planted for the previous season.

Please note that the revised area planted estimate and first production forecast for winter cereals for the 2009 production season will be released on 26 August 2009.

**Wintergewasse - 2009 produksie-seisoen**

**Koring:** Die voorlopige skatting van die oppervlakte onder koring beloop 653 000 ha, wat 12,7% minder is as die 748 000 ha wat verlede seisoen aangeplant is.

Volgens produsente kan die afname in die verwagte aanplantings van koring hoofsaaklik toegeskryf word aan die relatief swakker pryse vergeleke met die hoë insetkoste.

Die beraamde oppervlakte beplant in die Wes-Kaap is 310 000 ha, wat 40 000 ha minder is as die 350 000 ha wat verlede seisoen aangeplant is. Vir die Vrystaat is die aanplantings 235 000 ha, wat 45 000 ha minder is as die 280 000 ha wat verlede seisoen aangeplant is. Die oppervlakte beplant in die Noord-Kaap het met 6 000 ha afgeneem tot 44 000 ha.

**Ander gewasse:** Die voorlopige oppervlakkatting vir moutgars is 72 850 ha, wat 6,7% meer is as die 68 245 ha van verlede seisoen. Die oppervlakte onder kanola is 36 050 ha, wat 6,0% meer is as die 34 000 ha wat verlede seisoen aangeplant is.

Neem asseblief kennis dat die hersiene oppervlakte beplant en eerste produksieskatting vir wintergewasse vir die 2009 produksieseisoen op 26 Augustus 2009 vrygestel sal word.

Information is available on the internet at [http://www.daff.gov.za/links/crop estimates](http://www.daff.gov.za/links/crop_estimates) or <http://www.sagis.org.za>, as from **14:30** on the date of the relevant meeting of the Crop Estimates Committee.

Inligting is beskikbaar op die internet by [http://www.daff.gov.za/links/crop estimates](http://www.daff.gov.za/links/crop_estimates) of by <http://www.sagis.org.za>, vanaf **14:30** op die dag van die toepaslike vergadering van die Oesskatting Komitee.