SAGIS South African Grain Information Service NPC
Suid Afrikaanse Graaninligtingsdiens NWM
Reg no. 1997/019186/08

Postnet Suite 534, Private Bag X 1 / Privaatsak X 1
The Willows / Die Wilgers, 0041
Grain Building (2nd floor), 477 Witherite Str /
Graangebou (2e vloer), Witherite Str 477
The Willows / Die Wilgers, Pretoria, 0040

Tel +27 (12) 941 2050
Fax/Faks +27 (12) 349 9200
E-Mail/Epos: info@sagis.org.za
Web address/adres: www.sagis.org.za

SWB50-1222 2022-12-08

SAGIS WEEKLY BULLETIN / SAGIS WEEKLIKSE BULLETIN

1. PRODUCER DELIVERIES:	1. PRODUSENTELEWERINGS:
http://www.sagis.org.za/weekly_prod_deliveries.html	
2. IMPORTS, EXPORTS & MAIZE INTENTIONS:	**2. INVOERE, UITVOERE & MIELIE INTENSIES:**
http://www.sagis.org.za/weekly_imp-exp.html	

3. DOMESTIC PRICES PER SAFEX (R/t)*(a)* **3. PLAASLIKE PRYSE VOLGENS SAFEX (R/t)*(a)***

Commodity	Future Prices / Termynpryse (2022/12/06) R/ton					Kommoditeit
	Dec-22	Mar-23	May-23	Jul-23	Sep-23	
White maize	4 924.00	4 850.00	4 512.00	4 447.00	4 506.00	Witmielies
Yellow maize	4 770.00	4 740.00	4 461.00	4 428.00	4 515.00	Geelmielies
Wheat	6 654.00	6 755.00	6 817.00	6 891.00	6 871.00	Koring
Sunflower	10 700.00	10 500.00	9 714.00	9 888.00	n/a	Sonneblom
Soybeans	10 510.00	10 310.00	9 044.00	9 115.00	9 235.00	Sojabone

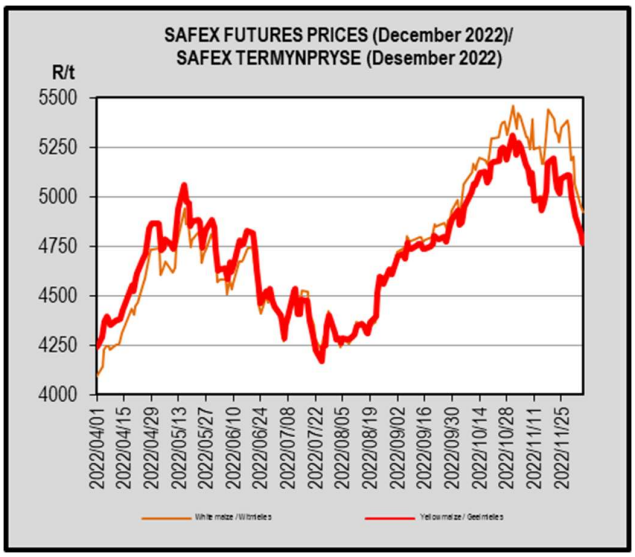

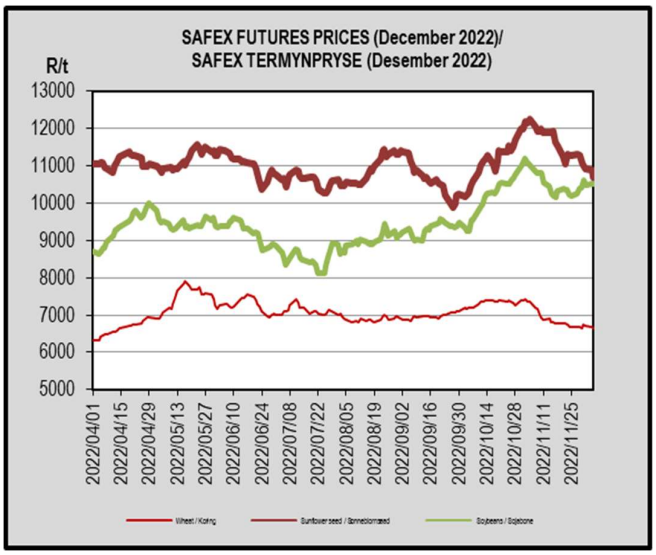

Directors/Direkteure: Binnion C (Mr/Mnr), Boshoff JDW (Mr/Mnr), Briedenhann E (Dr) (Chairperson/Voorsitter), Groothof WJ (Mr/Mnr), Lemmer WJ (Mr/Mnr), Mohane HT (Mr/Mnr), Ngejane Z (Mr/Mnr), Schoonwinkel BC (Mr/Mnr) (Vice-Chairperson/Ondervoorsitter)
Alternate Directors/Alternatiewe Direkteure: Beets D (Mr/Mnr), Küsel RJ (Mr/Mnr), Mathews DJM (Mr/Mnr), PR Taljaard (Dr)
General Manager/Hoofbestuurder: Schultz B (Mr/Mnr)

4. IMPORT TARIFF ON MAIZE & WHEAT (*b*)(*c*)* **4. INVOERTARIEF OP MIELIES & KORING (*b*)(*c*)***

http://www.sagis.org.za/import_tariffs.html

5. PRICES – INTERNATIONAL (US$/t) **5. PRYSE - INTERNASIONAAL (VSA$/t)**

FOB (US$/t)	Export Quotations/ Uitvoerkwotasie *(b)(f)(g)*				VAB (VSA$/t)
	2022/12/06	2022/11/29	2022/11/22	2022/11/15	
US No 2 HRW Wheat (Gulf)	378.00	405.00	414.00	435.00	VSA No 2 HRW Koring (Golf)
US DNS Wheat 14% PNW	397.00	412.00	414.00	424.00	VSA DNS Koring 14% PNW
Argentine Wheat (Up River)	394.00	413.00	416.00	419.00	Argentynse Koring (Up River)
EU (France) Wheat (grade 1)	327.00	336.00	347.00	339.00	EU (Frankryk) Koring (graad 1)
EU (Germany) B Quality Wheat	336.00	344.00	355.00	348.00	EU (Duitsland) B Kwaliteit Koring
Russia Milling 12.5%	316.00	318.00	320.00	320.00	Swart See Maalkoring
Australia ASW 11.5% (Adelaide)	336.00	336.00	342.00	362.00	Australië ASW 11.5% (Adelaide)
Australia APW 10% (Adelaide)	366.00	371.00	379.00	398.00	Australië APW 10% (Adelaide)
US No 3Y Maize (Gulf)	304.00	327.00	324.00	335.00	VSA No3Y Mielies (Golf)
Argentine Maize (Up River)	307.00	298.00	296.00	302.00	Argentynse Mielies (Up River)
US Sorghum (Gulf)	355.00	366.00	363.00	367.00	VSA Sorghum (Golf)
Argentine Sorghum (Up River)	291.00	300.00	300.00	291.00	Argentynse Sorghum (Up River
US Soybeans (Gulf)	588.00	599.00	595.00	614.00	VSA Sojabone (Gulf)
Argentine Soybeans (Up River)	604.00	589.00	591.00	611.00	Argentynse Sojabone (Up River)
Canadian Canola	673.00	661.00	668.00	719.00	Kanadese Canola
Argentine Groundnuts Runners 40/50	1 561.00	1 561.00	1 511.00	1 509.00	Argentynse Grondbone 40/50 Runners
US Groundnuts Runners 40/50 shelled	1 561.00	1 561.00	1 561.00	1 529.00	VSA Grondbone 40/50 Runners uitgedop
Australian Malting Barley (Commander Malt)	351.00	352.00	350.00	352.00	Australiese Moutgars (Commander Mout)

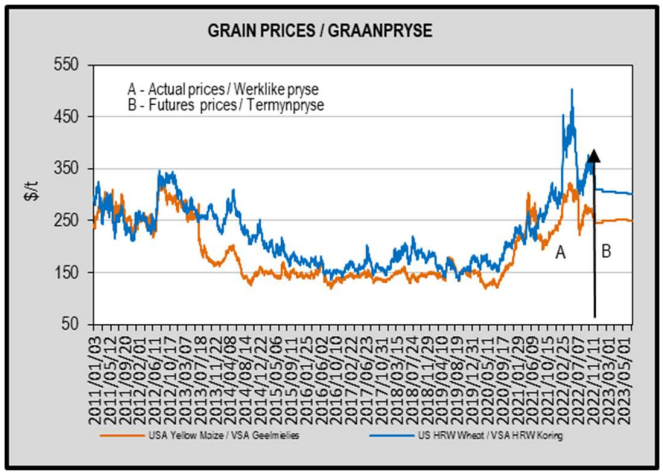

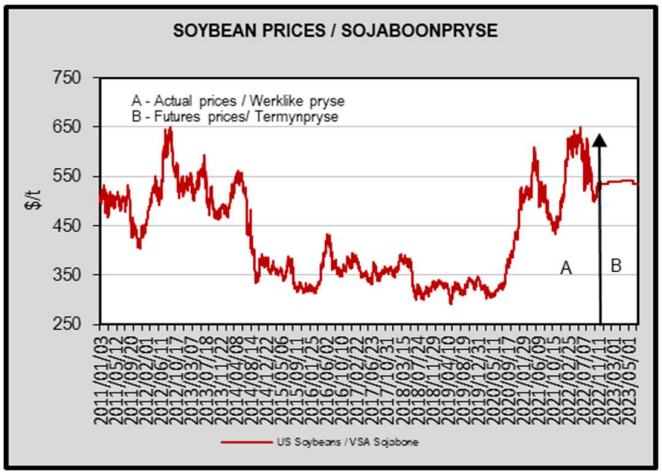

Commodity	Futures prices (US$/t) / Termynpryse (VSA$/t) *(d)(e)* (2022/12/06)						Kommoditeit
	Dec-22	Mar-23	May-23	Jul-23	Sep-23	Dec-23	
US No3 Yellow maize	246.21	250.85	251.56	250.38	237.78	233.53	VSA No3 Geelmielies
US No2 HRW wheat	310.70	304.97	303.50	302.03	302.91	304.68	VSA No2 HRW koring
US Soybeans	n/a	539.76	541.38	534.69	509.49	n/a	VSA Sojabone

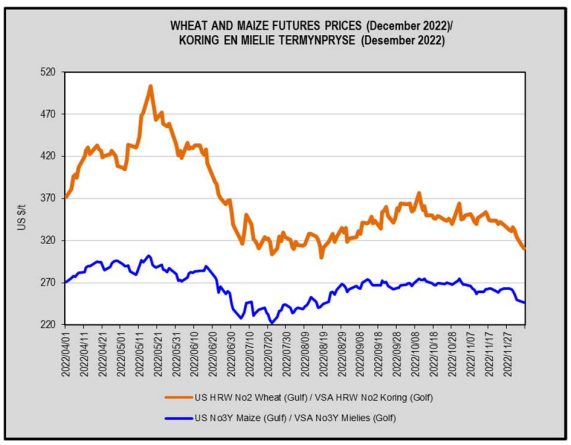

6. LOWEST REPRESENTATIVE ASKING PRICES
(US$/t)*(f)(g)(Prices of previous week)*

6. LAAGSTE VERTEENWOORDIGENDE PRYSE GEVRA
(Pryse van vorige week)*(VSA$/t)(f)*(g)

US$/t	2022/12/01	2022/11/24	Change/ Verandering	VSA$/t
Soybeans, USA, c.i.f. Rotterdam	643	642	0.2	Sojabone, VSA, k.a.v. Rotterdam
Groundnuts, USA Runners 40/50*	1 600	1 600	0.0	Grondbone, VSA Runners 40/50*
Groundnuts, Argentine Runners 40/50*	1 600	1 600	0.0	Grondbone, Argentynse Runners 40/50*
Sunflower seed, EU c.i.f. Amsterdam	610	610	0.0	Sonneblomsaad, EU k.a.v. Amsterdam
Sunflower seed, fob Black Sea	570	570	0.0	Sonneblomsaad, Swart See
Sunflower-oil, EU (fob) N.W. Europe	1 265	1 300	-2.7	Sonneblom-olie, EU (vab) N.W. Eur.
Rapeseed, Europe, 00, c.i.f. Hamburg	618	609	1.5	Raapsaad, Europa, 00, k.a.v. Hamburg

** Shelled, c.i.f. Rotterdam*

** Uitgedop k a v Rotterdam*

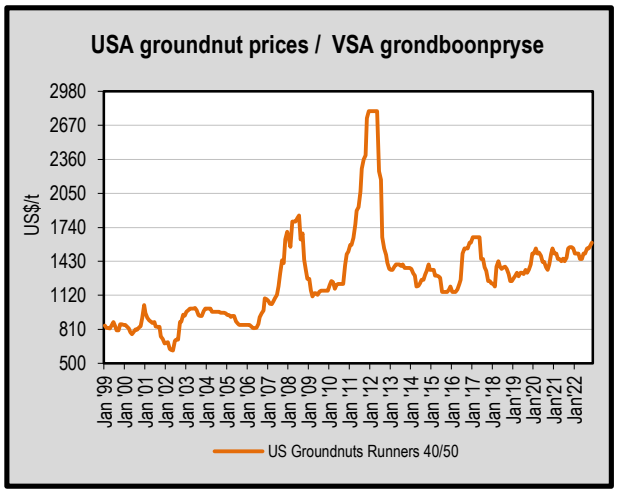

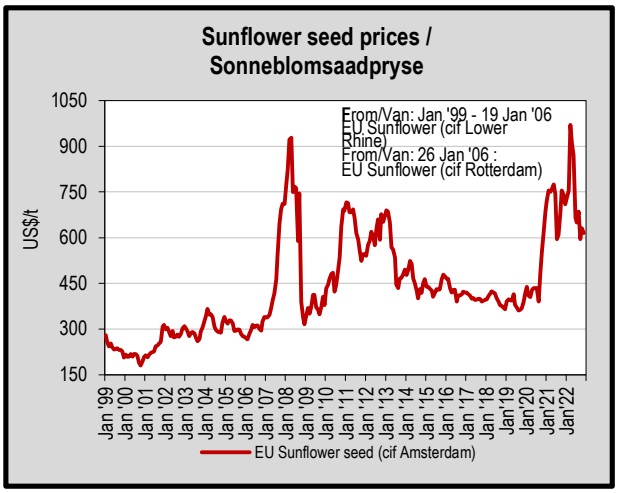

7. IGC FREIGHT INDICES (*b*) *

7. IGC VRAG INDEKSE (*b*)*

	IGC FREIGHT INDICES / IGC VRAG INDEKSE						
	2022/11/01	2022/11/08	2022/11/15	2022/11/22	2022/11/29	2022/12/06	
Baltic Dry Index	1 377	1 356	1 300	1 149	1 327	1 340	Baltiese Droë Indeks
Grain & Oilseeds Freight Index*	162	157	157	147	148	153	Graan & Oliesade Vrag Indeks*

** IGC's Grain & Oilseeds Freight Index (GOFI) - covers 68 routes. The first week of January 2013 is taken as the index base of 100.*

** IGC se Graan & Oliesade Vrag Indeks (GOVI) - verteenwoordig 68 roetes. Die eerste week van Januarie 2013 word gebruik as die indeks basis van 100.*

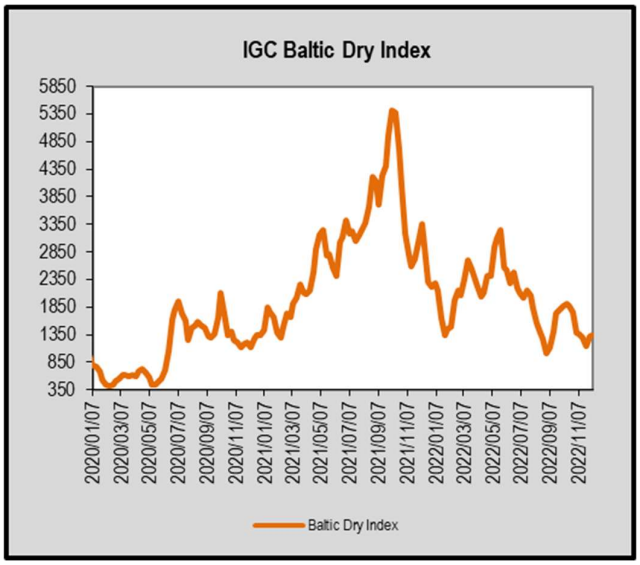

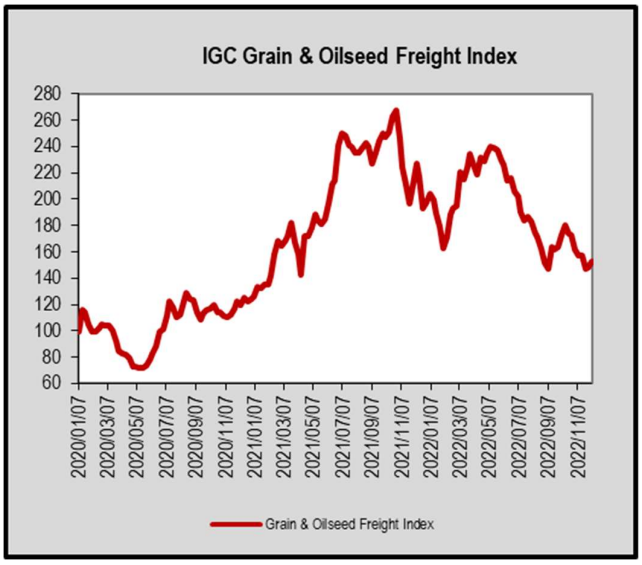

8. IMPORT PARITY PRICES – SUMMER GRAINS *(b)(c)* 8. INVOERPARITEITPRYSE - SOMERGRANE *(b)(c)*

INVOERPARITEITPRYSE VAN SOMERGRANE (BTW UITGESLT) SOOS OP 2022/12/06 IMPORT PARITY PRICES OF SUMMER GRAINS (VAT EXCL) AS ON

ITEM	Nota/ Note	Mielies/Maize VSA/ USA Golf/Gulf (no.3Y)	Mielies/Maize Argentynse/ Argentine Up River	Sorghum VSA/ USA Golf/Gulf	Sorghum Argentynse/ Argentine Up River	Sorghum Australiese/ Australian Brisbane	ITEM
		$/t	$/t	$/t	$/t	$/t	
Internasionale VAB pryse	a	304.00	307.00	355.00	291.00	317.00	International FOB prices
Vraggeld	b	39.00	37.00	39.00	37.00	32.00	Freight Rates
Assuransie (0.3% van VAB)		0.91	0.92	1.07	0.87	0.95	Insurance (0.3% of FOB)
1 KOSTE, ASSURANSIE EN VRAG (KAV) $/T		343.91	344.92	395.07	328.87	349.95	1 COST, INSURANCE AND FREIGHT (CIF) $/T
Omskakel na R/t							*Converted to R/t*
R/$ Wisselkoers op: 2022/12/06	c	17.3461	17.3461	17.3461	17.3461	17.3461	R/$ Exchange rate on: 2022/12/06
		R/t	R/t	R/t	R/t	R/t	
2 KOSTE, ASSURANSIE EN VRAG (KAV) R/t		5 965.50	5 983.02	6 852.92	5 704.61	6 070.27	2 COST, INSURANCE AND FREIGHT (CIF) R/t
Finansieringskoste	d	51.48	51.63	59.14	49.23	52.39	Financing cost
3 KOSTE, ASSURANSIE, VRAG EN FINANSIERING R/t		6 016.98	6 034.65	6 912.06	5 753.84	6 122.66	3 COST, INSURANCE, FREIGHT AND FINANCING R/t
Aflaaikoste:	e, f						Discharging cost:
- Kaapstad		231.94	231.94	n/a	n/a	n/a	- Cape Town
- Durban		219.30	219.30	219.30	219.30	219.30	- Durban
Invoertarief	g	0.00	0.00	184.74	151.43	164.96	Import Tariff
4 VRY OP SPOOR (VOS) R/t							4 FREE ON RAIL (FOR) R/t
- Kaapstad		6 248.92	6 266.59	n/a	n/a	n/a	- Cape Town
- Durban		6 236.28	6 253.95	7 096.80	5 905.27	6 287.62	- Durban
Spoorvragkoste	h						Railage cost
- Durban na Randfontein		263.25	263.25	263.25	263.25	263.25	- Durban to Randfontein
5 GELEWER:							**5 DELIVERED:**
- Durban na Randfontein R/ton		**6 499.53**	**6 517.20**	**7 360.05**	**6 168.52**	**6 550.87**	**- Durban to Randfontein R/ton**

Notas/Notes:

a Bron van pryse en vraggeld : IGC GMI 2022/12/06
Source of prices and freight rates: IGC GMI

	Termyn / Term	US$/ton (VAB/FOB)	Vraggeld/Freight Rate:	US$/ton
Mielies/Maize: VSA/USA (Golf/Gulf No.3Y)	Jan 2022	304.00	US Golf / Gulf	39.00
Mielies/Maize: Argentinië/Argentina (Up River)	Des/Dec 2022	307.00	Argentinië / Argentina (Rosario)	37.00
Sorghum: VSA/USA (Golf / Gulf Milo)	Jan 2022	355.00	Australië/Australia (Kwinana)	32.00
Sorghum: Argentinië/Argentina (Up River)	Des/Dec 2022	291.00		
Sorghum: Australië/Australia (Brisbane)	Des/Dec 2022	317.00		

b Vraggeld: bereken vir vragte van +/- 20 000 - 30 000t. / Freight rates: calculated for freights of +/- 20 000 - 30 000t.

c Reserwebank / Reserve Bank

d Finansieringskoste: 30 000t @ KAV @ primakoers vir 30 dae. Bron/Source: SARB 10.50% 2022/11/25
Financing cost: 30 000t @ CIF @ prime rate for 30 days.

e Aflaaikoste / Discharging costs (R/ton):

Bron / Source: Mainport Africa Shipping

	Mielies/Maize:	Sorghum
Kaapstad / Cape Town:	231.94	n/a
Durban:	219.30	219.30

f Ingesluit: Kaaigelde, hantering, kaaitoesig, agente/dokumentasie, logistiek & opnames (inspeksie van skeepsvrag) /
Included: Wharfage, handling, wharf supervision, agent/documentation, logistic & survey (inspection of shipload).
Uitgesluit: Gesondheidsinspeksie-, skeepsagentskapfooi, strooktoetsingsfooi vir GMO, opbergingskoste asook BTW en invoerbelasting /
Excluded: Health inspection fee, Ship agency fee, strip testing fees for GMO, storage costs as well as VAT and import duty.
N.B: Slegs 'n aanduiding, aangesien koste van opname beding kan word / N.B: Indication only, as cost of survey can be negotiated.

g Invoertarief / Import Tariff:
Mielies/Maize = Vry / Free
Sorghum = 3% op VAB / on FOB

h Neem asb. kennis van die verandering in Spoornet se standaard spoorvrag op 1 April 2022, na R263.25.
Please note the change in Spoornet's standard railage cost on 1 April 2022 to R263.25.

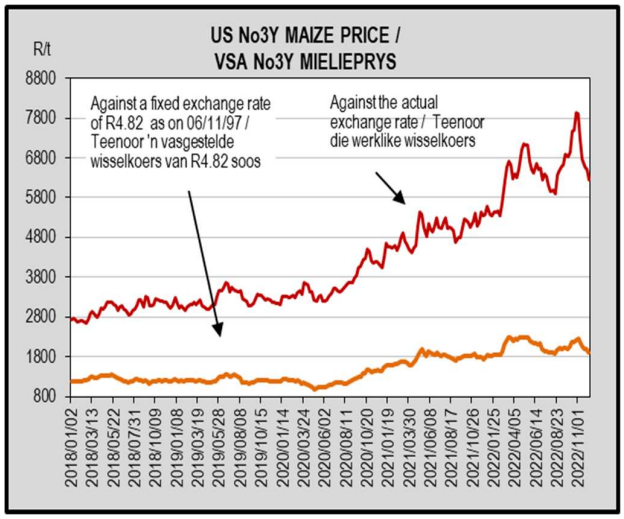

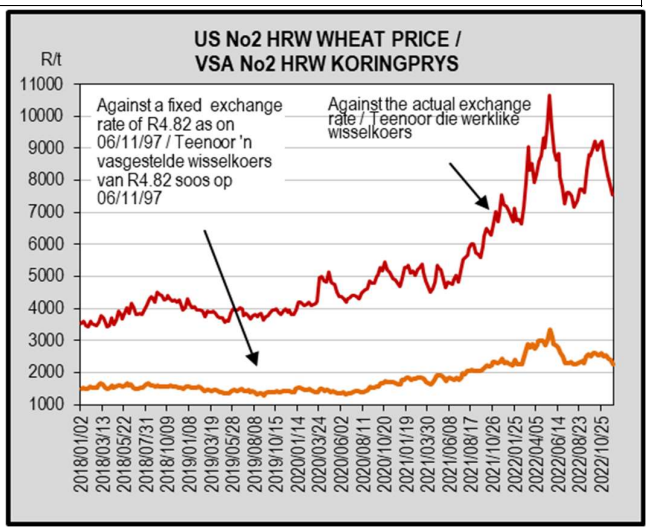

9. IMPORT PARITY PRICES – WINTER CEREALS *(b)(c)*

9. INVOERPARITEITPARYSE - WINTERGRANE *(b)(c)*

INVOERPARITEITPRYSE VAN WINTERGRANE (BTW UITGESLT) SOOS OP **2022/12/06** **IMPORT PARITY PRICES OF WINTER CEREALS (VAT EXCL) AS ON**

ITEM	Nota/ Note	Koring/Wheat VSA/ USA Golf/Gulf HRW	Koring/Wheat VSA/ USA PNW DNS	Koring/Wheat Argentynse/ Argentine Up River Trigo Pan	Koring/Wheat EU Duitsland/ Germany Hamburg B kwaliteit/ quality	Koring/Wheat Russies/ Russian Black Sea 12.50%	Koring/Wheat Australian Adelaide 11.50%	Gars/Barley Australiaanse/ Australian Adelaide Mout/Malting	ITEM
		$/t	$/t	$/t	$/t	$/t	$/t	$/t	
Internasionale VAB pryse	a	378.00	397.00	394.00	336.00	316.00	336.00	351.00	International FOB prices
Vraggeld	b	39.00	39.00	37.00	35.00	45.00	32.00	33.00	Freight Rates
Assuransie (0.3% van VAB)		1.13	1.19	1.18	1.01	0.95	1.01	1.05	Insurance (0.3% of FOB)
1 KOSTE, ASSURANSIE EN VRAG (KAV) $/T		418.13	437.19	432.18	372.01	361.95	369.01	385.05	1 COST, INSURANCE AND FREIGHT (CIF) $/T
Omskakel na R/t									*Converted to R/t*
R/$ Wisselkoers op: 2022/12/06	c	17.3461	17.3461	17.3461	17.3461	17.3461	17.3461	17.3461	R/$ Exchange rate on: 2022/12/06
		R/t	R/t	R/t	R/t	R/t	R/t	R/t	
2 KOSTE, ASSURANSIE EN VRAG (KAV) R/t		7 252.92	7 583.54	7 496.64	6 452.92	6 278.42	6 400.88	6 679.12	2 COST, INSURANCE AND FREIGHT (CIF) R/t
Finansieringskoste	d	62.59	65.45	64.70	55.69	54.18	55.24	57.64	Financing cost
3 KOSTE, ASSURANSIE, VRAG EN FINANSIERING R/t		7 315.51	7 648.99	7 561.34	6 508.61	6 332.60	6 456.12	6 736.76	3 COST, INSURANCE, FREIGHT AND FINANCING R/t
Aflaaikoste	e, f								Discharging cost
3.1 Kaapstad (Hoofsaaklik kaaihyskraan metode)		231.94	231.94	231.94	231.94	231.94	231.94	231.94	3.1 Cape Town (Mainly shore cranes method)
3.2 Durban (Hoofsaaklik suig-in-silo metode)		219.30	219.30	219.30	219.30	219.30	219.30	219.30	3.2 Durban (Mainly suction into silo method)
Invoertarief	g	0.00	0.00	0.00	0.00	0.00	0.00	0.00	Import Tariff
4 VRY OP SPOOR (VOS) R/t									4 FREE ON RAIL (FOR) R/t
4.1 Kaapstadhawe		7 547.45	7 880.93	7 793.28	6 740.55	6 564.54	6 688.06	6 968.70	4.1 Cape Town Harbour
4.2 Durbanhawe		7 534.81	7 868.29	7 780.64	6 727.91	6 551.90	6 675.42	6 956.06	4.2 Durban Harbour
Spoorvragkoste	h								Railage cost
- Kaapstad na Paarl		113.77	113.77	113.77	113.77	113.77	113.77	n/a	- Cape Town to Paarl
- Durban na Randfontein		263.25	263.25	263.25	263.25	263.25	263.25	263.25	- Durban to Randfontein
5 GELEWER:									**5 DELIVERED:**
- Kaapstad na Paarl R/ton		**7 661.22**	**7 994.70**	**7 907.05**	**6 854.32**	**6 678.31**	**6 801.83**	**n/a**	**- Cape Town to Paarl R/ton**
- Durban na Randfontein R/ton		**7 798.06**	**8 131.54**	**8 043.89**	**6 991.16**	**6 815.15**	**6 938.67**	**7 219.31**	**- Durban to Randfontein R/ton**

Notas/Notes: 2022/12/06

a Bron van pryse en vraggeld : IGC GMI
Source of prices and freight rates: IGC GMI

	Termyn / Term	VAB/FOB US$/ton	Vraggeld / Freight Rate:	US$/ton	Gars/Barley = US$ + 1	Gars/Barley = US$ + 1
Koring/Wheat: HRW No 2 (Hard Red Winter) Gulf	Jan 2022	378.00	VSA/USA (Golf / Gulf)	39.00		
Koring/Wheat: DNS 14% No 2 (Dark Northern Spring) PNW	Jan 2022	397.00	Argentinië / Argentina (Upriver)	37.00		
Koring/Wheat: Argentinië / Argentine (Up River) Trigo Pan	Des/Dec 2022	394.00	EU (Rouen)	35.00	1.00	36.00
Koring/Wheat: EU (Germany) B kwaliteit / quality	Des/Dec 2022	336.00	Australië / Australia (Kwinana)	32.00	1.00	33.00
Koring/Wheat: Russian Milling 12.5%	Des/Dec 2022	316.00	Rusland/Russia (Novorossiysk)	45.00		
Koring/Wheat: Australia ASW (Standard White)11.5% Adelaide	Des/Dec 2022	336.00				
Gars/Barley: Australian malting barley (Adelaide)	Des/Dec 2022	351.00				

b Vraggeld: bereken vir vragte van +/- 20 000 - 30 000t. / Freight rates: calculated for freights of +/- 20 000 - 30 000t.

c Reserwebank / Reserve Bank

d Finansieringskoste: 30 000t @ KAV @ primakoers vir 30 dae. Bron/Source: SARB 10.50% 2022/11/25
Financing cost: 30 000t @ CIF @ prime rate for 30 days.

e Aflaaikoste / Discharging cost (R/ton):
Bron / Source: Mainport Africa Shipping

	Koring/Wheat:	Gars/Barley:
Kaapstad /	231.94	231.94
Durban:	219.30	219.30

f Ingesluit: Kaaigelde, hantering, kaaitoesig, agente/dokumentasie, logistiek & opnames (inspeksie van skeepsvrag).
Included: Wharfage, handling, wharf supervision, agent/documentation, logistic & survey (inspection of shipload).
Uitgesluit: Gesondheidsinspeksie-, skeepsagentskapfooi, strooktoetsingsfooi vir GMO, opbergingskoste asook BTW en invoerbelasting.
Excluded: Health inspection fee, Ship agency fee, strip testing fees for GMO, storage costs as well as VAT and import duty.
N.B: Slegs 'n aanduiding, aangesien koste van opname beding kan word / N.B: Indication only, as cost of survey can be negotiated.

g Invoertarief / Import Tariff:
Koring/Wheat = Vry/Free
Gars/Barley = Vry/Free

h Neem asb. kennis van verandering in Spoornet se standaard spoorvrag op 1 April 2022 soos volg:
Kaapstad na Paarl R113.77 en Durban na Randfontein R263.25.
Please note the change on 1 April 2022, in Spoornet's standard railage cost as follows:
Cape Town to Paarl R113.77 and Durban to Randfontein R263.25.

10. IMPORT PARITY PRICES – OIL SEEDS *(b)(c)(f)(g)*

10. INVOERPARITEITPRYSE - OLIESADE *(b)(c)(f)(g)*

INVOERPARITEITPRYSE VAN OLIESADE (BTW UITGESLT) SOOS OP **2022/12/06** **IMPORT PARITY PRICES OF OIL SEEDS (VAT EXCL) AS ON**

ITEM	Nota/ Note	Sojabone/ Soybeans VSA/ USA Golf/Gulf	Sojabone/ Soybeans Argentynse/ Argentine Up River	Sojabone/ Soybeans Brazilië/ Brazil Paranagua	Sonneblom/ Sunflower EU Franse/ French Bordeaux	Sonneblom/ Sunflower Swart See / Black Sea	Canola Kanadese/ Canadian Vancouver	Grondbone/ Groundnuts Argentynse/ Argentine Raw Runners 40/50	Grondbone/ Groundnuts VSA/ USA Raw Runners 40/50	ITEM
		$/t	$/t	$/t	$/t	$/t	$/t	$/t	$/t	
Internasionale VAB pryse	a	588.00	604.00	592.00	654.00	570.00	673.00	1561.00 i	1561.00 i	International FOB prices
Vraggeld	b	39.00	37.00	29.00	35.00	45.00	42.00	110.00	39.00	Freight Rates
Assuransie (0.3% van VAB)		1.76	1.81	1.78	1.96	1.71	2.02	4.68	4.68	Insurance (0.3% of FOB)
1 KOSTE, ASSURANSIE EN VRAG (KAV) $/T		628.76	642.81	622.78	690.96	616.71	717.02	1675.68	1604.68	1 COST, INSURANCE AND FREIGHT (CIF) $/T
Omskakel na R/t										*Converted to R/t*
R/$ Wisselkoers op: 2022/12/06	c	17.3461	17.3461	17.3461	17.3461	17.3461	17.3461	17.3461	17.3461	R/$ Exchange rate on: 2022/12/06
		R/t	R/t	R/t	R/t		R/t	R/t	R/t	
2 KOSTE, ASSURANSIE EN VRAG (KAV) R/t		10906.53	11150.25	10802.80	11985.46	10697.51	12437.50	29066.51	27834.94	2 COST, INSURANCE AND FREIGHT (CIF) R/t
Finansieringskoste	d	94.12	96.23	93.23	103.44	92.32	107.34	250.85	240.22	Financing cost
3 KOSTE, ASSURANSIE, VRAG EN FINANSIERING R/t		11000.65	11246.48	10896.03	12088.90	10789.83	12544.84	29317.36	28075.16	3 COST, INSURANCE, FREIGHT AND FINANCING R/t
Aflaaikoste: Durban	e, f	219.30	219.30	219.30	235.35	235.35	219.30	655.09	655.09	Discharging cost: Durban
Invoertarief:	g	815.96	838.16	821.51	0.00	0.00	1167.39	2707.73	2707.73	Import Tariff:
4 VRY OP SPOOR (VOS) R/t: Durban		12035.91	12303.94	11936.84	12324.25	11025.18	13931.53	32680.18	31437.98	4 FREE ON RAIL (FOR) R/t: Durban
Spoorvragkoste	h									Railage cost
- Durban na Randfontein		263.25	263.25	263.25	263.25	263.25	263.25	-	-	- Durban to Randfontein
5 GELEWER:										**5 DELIVERED:**
- Durban na Randfontein R/ton		**12299.16**	**12567.19**	**12200.09**	**12587.50**	**11288.43**	**14194.78**	**-**	**-**	**- Durban to Randfontein R/ton**

Notas/Notes:

a Bron van pryse en vraggeld / Source of prices and freight rates : IGC (GMI), Georgalos Peanut World & Oilworld

2022/12/06

	Termyn / Term	US$/ton (VAB/FOB)	Vraggeld/Freight Rate:	US$/ton
Sojabone/Soybeans: VSA/USA (Golf/Gulf)	Jan 2022	588.00	US Golf / Gulf	39.00
Sojabone/Soybeans: Argentinië/Argentina (Up River)	Des/Dec 2022	604.00	Argentinië / Argentina	37.00
Sojabone/Soybeans: Brazilië/Brazil (Paranagua)	Des/Dec 2022	592.00	Brazilië/Brazil (Santos)	29.00
Sonneblom/Sunflower: EU Frankryk/France (Bordeaux)	Des/Dec 2022	654.00	EU (Rouen)	35.00
Sonneblom/Sunflower: Swart See/Black Sea	Des/Dec 2022	570.00	Kanada/Canada (St Lawrence)	42.00
Canola: Kanada/Canada (Vancouver)	Des/Dec 2022	673.00	Rusland / Russia (Novorossiysk)	45.00
Grondbone/Groundnuts: Argentinië/Argentina (Raw Runner 40/50)	Feb 2022	1561.00	Grondbone/Groundnuts (ARG)	110.00
Grondbone/Groundnuts: VSA/USA (Runners 40/50)	Jan 2022	1561.00		

b Vraggeld: bereken vir vragte van +/- 20 000 - 30 000t. / Freight rates: calculated for freights of +/- 20 000 - 30 000t.

c Reserwebank / Reservebank

d Finansieringskoste: 30 000t @ KAV @ primakoers vir 30 dae. Bron/Source: SARB 10.50% 2022/11/25
Financing cost: 30 000t @ CIF @ prime rate for 30 days.

e Aflaaikoste / Discharging costs (R/ton):
Bron / Source: Mainport Africa Shipping

	Sojabone/ Soybeans	Sonneblom/ Sunflower	Canola	Grondbone/ Groundnuts
Durban:	219.30	235.35	219.3	655.09

f Aflaaikoste / Discharging fees:
Ingesluit: Kaaigelde, hantering, kaaitoesig, agente/dokumentasie, logistiek & opnames (inspeksie van skeepsvrag) /
Included: Wharfage, handling, wharf supervision, agent/documentation, logistic & survey (inspection of shipload).
Uitgesluit: Gesondheidsinspeksie-, skeepsagentskapfooi, strooktoetsingsfooi vir GMO, opbergingskoste asook BTW en invoerbelasting /
Excluded: Health inspection fee, Ship agency fee, strip testing fees for GMO, storage costs as well as VAT and import duty.
N.B: Slegs 'n aanduiding, aangesien koste van opname beding kan word / N.B: Indication only, as cost of survey can be negotiated.

g Invoertarief / Import Tariff:
Sojabone/Soybeans = 8% op VAB / on FOB
Sonneblom/Sunflower = Vry / Free
Canola = 10% op VAB / on FOB
Grondbone/Groundnuts = 10% op VAB / on FOB

h Neem asb. kennis van die verandering in Spoornet se standaard spoorvrag op 1 April 2022, na R263.25.
Please note the change on 1 April 2022 in Spoornet's standard railage cost to R263.25.

i Kwotasies is k.a.v. pryse. VAB pryse dus berekende pryse (kav minus vraggeld) / Quotes are c.i.f. prices. FOB prices are therefore calculated prices (cif minus freight rates).

11. EXPORT PARITY PRICES (*b*)(*c*)(*g*) — 11. UITVOERPARITEITPRYSE (*b*)(*c*)(*g*)

INDICATIVE EXPORT PARITY PRICES AS ON **2022/12/06** **AANDUIDENDE UITVOERPARITEITSPRYSE SOOS OP**

This is **only an example** of how an export parity price can be calculated - it can vary according to need	**US No3Y Maize/ Mielies Gulf/Golf *(b)*** Jan 2022	**US HRW Wheat/Koring Gulf/Golf *(b)*** Jan 2022	**US DNS 14% Wheat/Koring PNW *(b)*** Jan 2022	**Argentine Raw Runner 40/50 Groundnuts/ Grondbone *(f)*** Feb 2022	Hierdie is **slegs 'n voorbeeld** van hoe 'n uitvoerpariteitsprys bereken kan word - dit kan varieer volgens behoefte
FOB Gulf value ($/t)	304.00	378.00	397.00	1 561.00	VAB Golfwaarde ($/t)
Difference in quality and locality of SA [1] Maize: Plus US$10 ($/t) Groundnuts: Less 3,5% of fob value	$10.00		.	96,5%	[1] Kwaliteits- en liggingsverskil van SA Mielies: Plus VSA$10 ($/t) Grondbone: Min 3,5% van vab waarde
SA fob price ($/t)	314.00	378.00	397.00	1 506.37	SA vab prys ($/t)
Exchange rate (1$=): (2022/12/06)[2] FOB Gulf value (R/t)	17.3461 5 446.68	17.3461 6 556.83	17.3461 6 886.40	17.3461 26 129.64	[2] Wisselkoers (1$=): (2022/12/06) VAB Golfwaarde (R/t)
Marketing costs:					**Bemarkings koste:**
Financing (Prime rate 10.50% - 30 days) (R/t)	43.65	52.54	55.19	209.40	Finansieringskoste (Primakoers 10.50% - 30 dae) (R/t)
Railage: [3] Randfontein – Durban harbour	263.25	263.25	263.25	-	[3] Spoorvrag: Randfontein – Durbanhawe
Loading costs: (R/t) [4] Durban Harbour (Mainly spout method)	226.14	230.00	230.00	620.69	[4] Oplaaikoste: (R/t) Durbanhawe (Hoofsaaklik tregter metode)
EXPORT REALISATION (R/t): **Randfontein**	**4 913.64**	**6 011.04**	**6 337.96**	**25 299.55**	**UITVOER REALISASIE (R/t):** **Randfontein**

Difference in quality and locality of SA:
As from 14 June 2012, the discount/rebate will no longer be used to calculate the export parity price on US HRW and a new calculation will be added for US DNS, also without the discount/rebate. — *1*

Reserve Bank — *2*

Railage costs: Received from Transnet — *3*

Loading costs, received from Mainport Africa Shipping:
Included: Cargo dues, handling, wharf supervision, agency/documentation, logistics & surveys (inspection of cargo).
Excluded: Ship agent fees, health & PPECB inspections, storage facility & transport costs to storage facility, VAT & duties. — *4*

Kwaliteits- en liggingsverskil van SA:
Vanaf 14 Junie 2012 sal die diskonto/premie nie meer gebruik word by die berekening van die uitvoerpariteitprys van US HRW nie en 'n nuwe berekening word nou vir US DNS gedoen, ook sonder diskonto/premie.

Reserwebank

Spoorvrag koste: Ontvang van Transnet

Oplaaikoste, ontvang van Mainport Africa Shipping:
Ingesluit: Kaaigelde, hantering, kaaitoesig, agente/dokumentasie, logistiek & opnames (inspeksie van skeepsvrag)
Uitgesluit: Skeepsagentskaps-, inspeksie-, opbergings- en vervoerkoste na opbergingsfasiliteit, BTW & invoerbelasting.

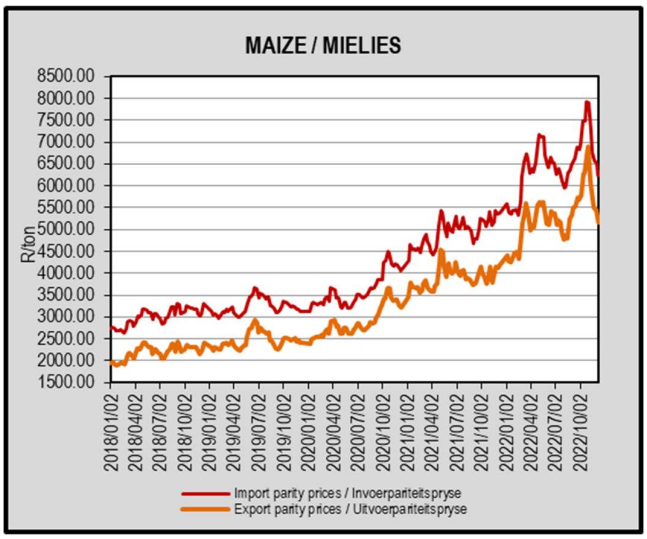

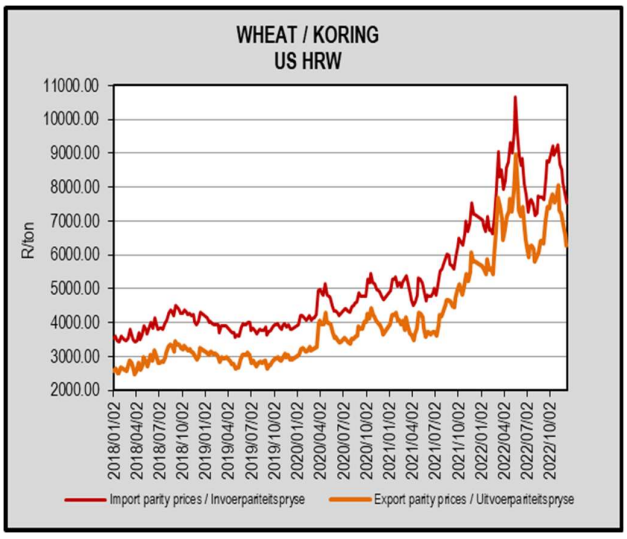

Sources / Bronne:
(a) = Safex; (b) = International Grains Council; (c) = SARB;
(d) = CBOT; (e) = KCBT; (f) = Oil World; (g) = Georgalos Peanut World
** Formula according to ITAC (International Trade Administration Commission of South Africa)/*
Formule volgens ITAC (International Trade Administration Commission of South Africa)

Bernard Schultz
General Manager / Hoofbestuurder

Indemnity/Vrywaring: Although everything has been done to ensure the accuracy of the information, neither SAGIS nor any of its directors or employees takes any responsibility for actions or losses that might occur as a result of the usage of this information. / Alhoewel alles gedoen is om te verseker dat die inligting korrek is, aanvaar nie SAGIS of enige van sy direkteure of werknemers verantwoordelikheid vir enige aksies of verliese as gevolg van die inligting wat gebruik is nie.