SAGIS South African Grain Information Service NPC
Suid Afrikaanse Graaninligtingsdiens NWM
Reg no. 1997/019186/08

Postnet Suite 534, Private Bag X 1 / Privaatsak X 1
The Willows / Die Wilgers, 0041
Grain Building (2nd floor), 477 Witherite Str /
Graangebou (2e vloer), Witherite Str 477
The Willows / Die Wilgers, Pretoria, 0040

Tel +27 (12) 941 2050
Fax/Faks +27 (12) 349 9200
E-Mail/Epos: info@sagis.org.za
returns@sagis.org.za
Web address/adres: www.sagis.org.za

SWB37-0916 **2016-09-15**

SAGIS WEEKLY BULLETIN / SAGIS WEEKLIKSE BULLETIN

1. Producer Deliveries (ton): 1. Produsentelewerings (ton):

Commodity	Latest week/ Jongste week: 3 - 9 Sep 2016	Total: current marketing year/ Totaal: huidige bemarkingsjaar	Total: same period previous marketing year/ Totaal: selfde periode vorige bemarkingsjaar	Kommoditeit
White maize	53 035	2 664 379	4 072 176	Witmielies
Yellow maize	21 929	3 335 140	4 211 432	Geelmielies
Total: maize	74 964	5 999 519	8 283 608	Totaal: mielies
Wheat	424	1 401 975	1 697 492	Koring

2. Imports (ton): 2. Invoere (ton):

2.1 Imports for RSA 2.1 Invoere vir RSA

Commodity	Latest week/ Jongste week: 3 - 9 Sep 2016	Total: current marketing year/ Totaal: huidige bemarkingsjaar	Total: same period previous marketing year/ Totaal: selfde periode vorige bemarkingsjaar	Kommoditeit
White maize	74 418	332 676	5 361	Witmielies
Yellow maize	68 341	582 881	238 872	Geelmielies
Maize Total	142 759	915 557	244 233	Mielies Totaal
Wheat	36 998	1 941 998	1 670 553	Koring

Origin of imports / Oorsprong van invoere

White maize/Witmielies	Yellow maize/Geelmielies	Wheat/Koring
Mexico	Argentina	Argentina
USA	Brazil	Australia
		Canada
		Germany
		Lithuania
		Poland
		Russia
		Ukraine
		USA

2.2 Imports for other countries 2.2 Invoere vir ander lande

White maize	0	36 168	0	Witmielies
Yellow maize	0	359	0	Geelmielies
Maize Total	0	36 527	0	Mielies Totaal
Wheat	5 500	225 458	145 522	Koring

Origin of imports / Oorsprong van invoere

White maize/Witmielies	Yellow maize/Geelmielies	Wheat/Koring
Mexico	Argentina	Argentina
USA		Australia
		Canada
		Germany
		Lithuania
		Poland
		Russia
		Ukraine

3. Exports (ton): / 3. Uitvoere (ton):

3.1 RSA Exports / 3.1 RSA Uitvoere

Commodity	Latest week/ Jongste week: 3 - 9 Sep 2016	Total: current marketing year/ Totaal: huidige bemarkingsjaar	Total: same period previous marketing year/ Totaal: selfde periode vorige bemarkingsjaar	Kommoditeit
White maize	9 126	187 464	141 743	Witmielies
Yellow maize	4 618	91 482	70 782	Geelmielies
Maize Total	13 744	278 946	212 525	Mielies Totaal
Wheat	559	52 294	264 426	Koring

Destination of exports / Bestemming van uitvoere

White maize/Witmielies	Yellow maize/Geelmielies	Wheat/Koring
Botswana	Botswana	Botswana
Lesotho	Korea	Lesotho
Mozambique	Lesotho	Mozambique
Namibia	Mozambique	Namibia
Swaziland	Namibia	Swaziland
Zimbabwe	Swaziland	Zambia
	Zambia	Zimbabwe
	Zimbabwe	

3.2 Imports for Exports / 3.2 Invoere vir Uitvoere

White maize	1 796	28 898	0	Witmielies
Yellow maize	0	4 128	0	Geelmielies
Maize Total	1 796	33 026	0	Mielies Totaal
Wheat	5 167	219 372	122 567	Koring

Destination of exports / Bestemming van uitvoere

White maize/Witmielies	Yellow maize/Geelmielies	Wheat/Koring
Lesotho	Namibia	Botswana
Zimbabwe	Swaziland	Lesotho
	Zimbabwe	Swaziland
		Zambia
		Zimbabwe

4. DOMESTIC PRICES PER SAFEX (R/t) *(a)* / 4. PLAASLIKE PRYSE VOLGENS SAFEX (R/t) *(a)*

Commodity	Future Prices / Termynpryse (2016/09/13) R/ton					Kommoditeit
	Sep-16	Dec-16	Mar-17	May-17	Jul-17	
White maize	4232.00	4260.00	4065.00	2997.00	2867.00	Witmielies
Yellow maize	3206.00	3276.00	3229.00	2727.00	2697.00	Geelmielies
Wheat	4162.00	4098.00	4177.00	4277.00	4343.00	Koring
Sunflower	6370.00	6565.00	6525.00	6200.00	6260.00	Sonneblom
Soybeans	6650.00	6670.00	6504.00	6190.00	6265.00	Sojabone
Sorghum	3450.00	3760.00	3800.00	3518.00	3400.00	Sorghum

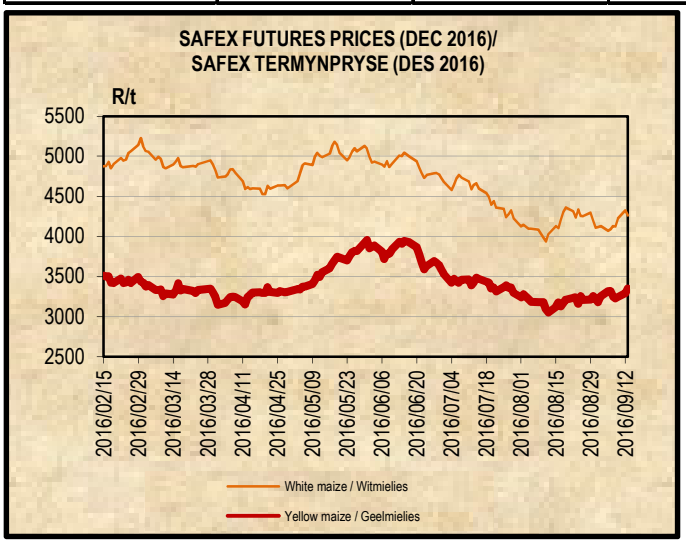

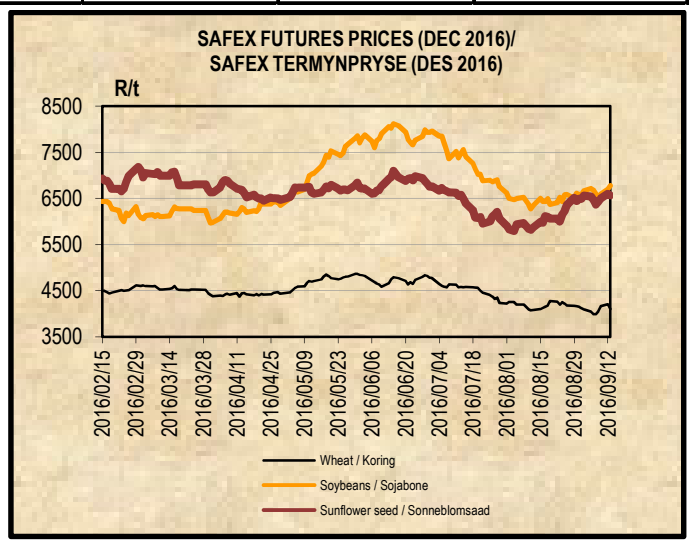

5. IMPORT TARIFF ON MAIZE (*b*)* **5. INVOERTARIEF OP MIELIES (*b*)***

Derived US No2Y Yellow Maize fob (Gulf) (*b*)	2016-09-07	2016-09-08	2016-09-09	2016-09-12	2016-09-13	Afgeleide VSA No2Y Geelmielies vab (Golf) (*b*)
RSA Initial Reference Price			**$110.00**			RSA Oorspronklike Verwysingsprys
Base price ($/t)	117.65	117.65	117.65	117.65	117.65	Basisprys ($/t)
Daily price ($/t) (IGC)	164.60	166.60	166.60	165.60	161.60	Daaglikse prys ($/t) (IGC)
Average of 21 days ($/t)	167.03	166.89	166.74	166.65	166.08	Gemiddeld van 21 dae ($/t)
Deviation from base price ($/t)	-49.38	-49.24	-49.09	-48.90	-48.43	Afwyking van basisprys ($/t)
Duty on maize ($/t)	-57.03	-56.89	-56.74	-56.55	-56.08	Reg op mielies ($/t)
Duty on maize (R/t)	-792.10	-791.75	-792.16	-792.62	-788.34	Reg op mielies (R/t)
R/$ Exchange rate (average of 21 days)	13.8892	13.9172	13.9612	14.0163	14.0574	R/$ Wisselkoers (gemiddeld van 21 dae)
Tariff Gazetted 2006/12/08			**R0.00/t**			**Tarief gepubliseer 2006/12/08**

6. IMPORT TARIFF ON WHEAT (*b*)* **6. INVOERTARIEF OP KORING (*b*)***

US No2 HRW fob (Gulf)	2016/08/16	2016/08/23	2016/08/30	2016/09/06	2016/09/13	**VSA No2 HRW vab (Golf)**
RSA Initial Reference Price			**$294.00**			**RSA Oorspronklike Verwysingsprys**
Base price ($/t)	193.33	193.33	193.33	193.33	193.33	Basis prys ($/t)
Weekly price ($/t) (IGC)	192.00	192.00	176.00	180.00	183.00	Weeklikse prys ($/t) (IGC)
3 Weeks moving average ($/t)	191.00	191.67	186.67	182.67	179.67	3 Weke skuiwende gemiddeld ($/t)
Number of weeks that the deviation is more than $10				1	2	Aantal weke wat die afwyking meer as $10 is
Deviation from base price ($/t)	2.33	1.66	6.66	10.66	13.66	Afwyking van basisprys ($/t)
Calculated Duty on wheat ($/t)	103.00	102.33	107.33	111.33	114.33	Berekende Reg op koring ($/t)
Calculated Duty on wheat (R/t)	1367.29	1376.03	1545.22	1588.89	1632.39	Berekende Reg op koring (R/t)
R/$ Exchange rate	13.2747	13.4470	14.3969	14.2719	14.2779	R/$ Wisselkoers
Tariff Gazetted 2016/08/22 (R/t)			**R 1 591.40**			**Tarief gepubliseer 2016/08/22 (R/t)**

7. PRICES – INTERNATIONAL (US$/t) | 7. PRYSE - INTERNASIONAAL (VSA$/t)

FOB (US$/t)	Export Quotations/ Uitvoerkwotasie *(b)(e)(f)*				VAB (VSA$/t)
	2016/09/13	2016/09/06	2016/08/30	2016/08/23	
US No 2 HRW Wheat (Gulf)	183.00	180.00	176.00	192.00	VSA No 2 HRW Koring (Golf)
US DNS Wheat 14% PNW	239.00	243.00	243.00	248.00	VSA DNS Koring 14% PNW
Argentine Wheat (Up River)	205.00	215.00	215.00	215.00	Argentynse Koring (Up River)
EC (France) Wheat (grade 1)	178.00	179.00	179.00	186.00	EU (Frankryk) Koring (graad 1)
EC (Germany) B Quality Wheat	184.00	187.00	187.00	192.00	EU (Duitsland) B Kwaliteit Koring
Black Sea Milling Wheat	170.00	172.00	173.00	174.00	Swart See Maalkoring
US No 3Y Maize (Gulf)	160.00	161.00	157.00	169.00	VSA No3Y Mielies (Golf)
Argentine Maize (Up River)	172.00	170.00	162.00	178.00	Argentynse Mielies (Up River)
US Sorghum (Gulf)	171.00	167.00	164.00	178.00	VSA Sorghum (Golf)
Argentine Sorghum (Up River)	157.00	154.00	146.00	151.00	Argentynse Sorghum (Up River
US Soybeans (Gulf)	392.00	401.00	399.00	420.00	VSA Sojabone (Gulf)
Argentine Soybeans (Up River)	393.00	396.00	395.00	418.00	Argentynse Sojabone (Up River)
Canadian Canola	366.00	379.00	366.00	398.00	Kanadese Canola
Argentine Groundnuts Runners 40/50	1489.00	1489.00	1469.00	1469.00	Argentynse Grondbone 40/50 Runners
US Groundnuts Runners 40/50 shelled	1469.00	1469.00	1469.00	1469.00	VSA Grondbone 40/50 Runners uitgedop
Australian Malting Barley (Gairdner Malt)	244.00	251.00	240.00	249.00	Australiese Moutgars (Gairdner Malt)

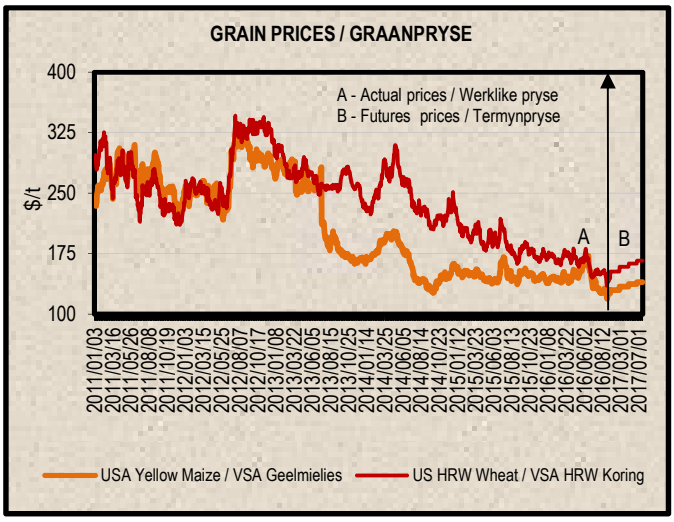

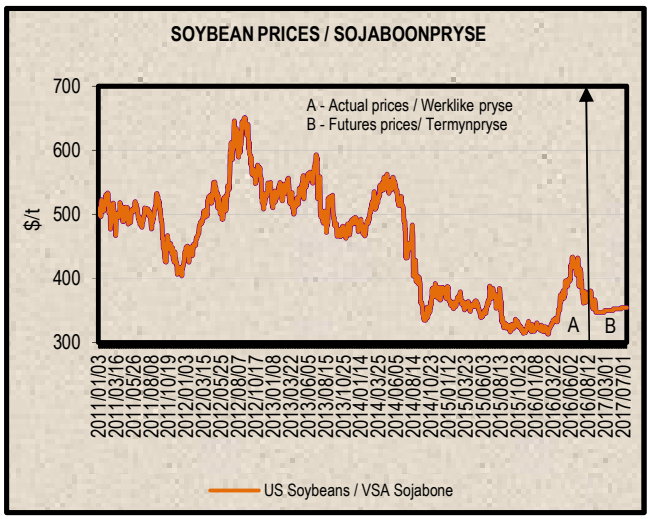

Futures prices (US$/t) / Termynpryse (VSA$/t) *(c)(d)* (2016/09/13)							
Commodity	Sep-16	Dec-16	Mar-17	May-17	Jul-17	Sep-17	**Kommoditeit**
US No3 Yellow maize	125.66	129.92	134.09	137.00	139.52	142.28	VSA No3 Geelmielies
US No2 HRW wheat	144.11	152.71	158.58	162.48	166.15	171.59	VSA No2 HRW koring
US Soybeans	355.75	n/a	350.02	352.15	354.28	347.23	VSA Sojabone

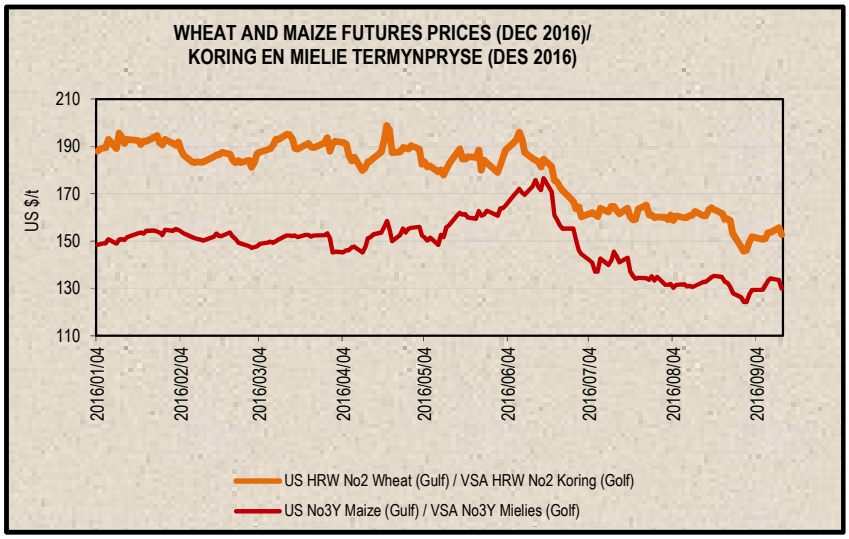

8. LOWEST REPRESENTATIVE ASKING PRICES
(US$/t)*(e)(f)(Prices of previous week)*

8. LAAGSTE VERTEENWOORDIGENDE PRYSE GEVRA
(Pryse van vorige week)*(VSA$/t)*(e)(f)

US$/t	2016/09/08	2016/09/01	Change/ Verandering	VSA$/t
Soybeans, Brazil, c.i.f. Rotterdam	414	402	3.0%	Sojabone, Brasilië, k.a.v. Rotterdam
Soybeans, USA, c.i.f. Rotterdam	413	400	3.3%	Sojabone, VSA, k.a.v. Rotterdam
Groundnuts, USA Runners 40/50*	1550	1550	0.0%	Grondbone, VSA Runners 40/50*
Groundnuts, Argentine Runners 40/50*	1570	1570	0.0%	Grondbone, Argentynse Runners 40/50*
Groundnut-oil, c.i.f. Rotterdam	1640	N/A	N/A	Grondboon-olie, k.a.v. Rotterdam
Sunflower seed, EU c.i.f. Amsterdam	407	400	1.8%	Sonneblomsaad, EU k.a.v. Amsterdam
Sunflower-oil, EU (fob) N.W. Europe	820	815	0.6%	Sonneblom-olie, EU (vab) N.W. Eur.
Rapeseed, Europe, 00, c.i.f. Hamburg	429	420	2.1%	Raapsaad, Europa, 00, k.a.v. Hamburg

** Shelled, c.i.f. Rotterdam*

** Uitgedop k a v Rotterdam*

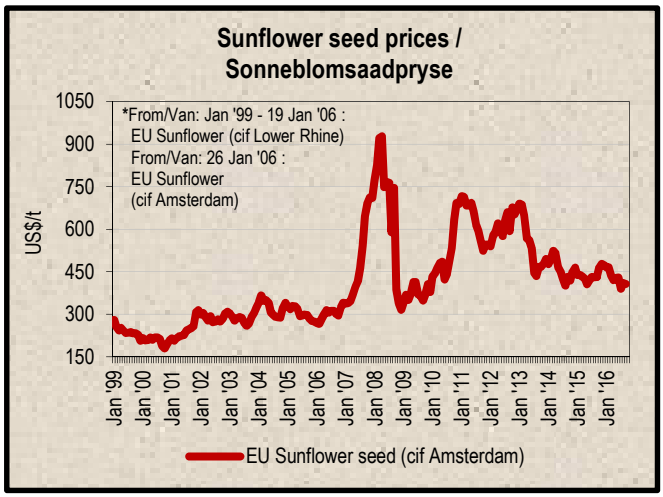

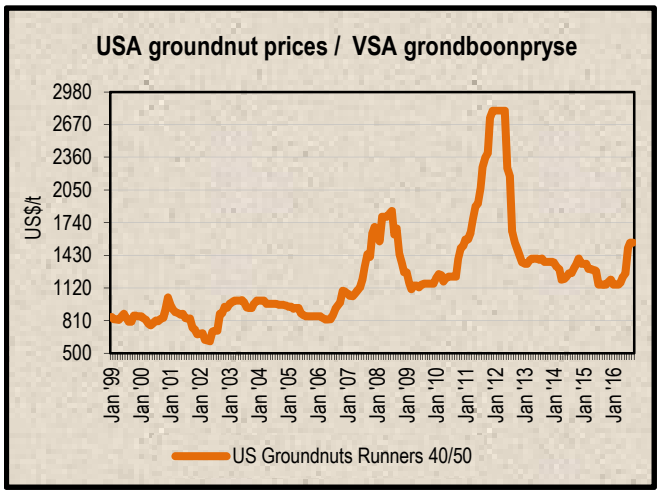

9. IGC FREIGHT INDICES (*b*)

9. IGC VRAG INDEKSE (*b*)

IGC FREIGHT INDICES / IGC VRAG INDEKSE							
	2016/08/09	2016/08/16	2016/08/23	2016/08/30	2016/09/06	2016/09/13	
Grain Freight Index*	3013	3091	3179	3199	3199	3160	Graan Vrag Indeks*
Baltic Dry Index	631	687	692	715	745	796	Baltiese Droë Indeks

** IGC Grain Freight Index represents 15 major grain routes, including five from the United States of America, and two each from other main exporting nations (including Argentina, Black Sea, Europe and Canada); with base an average of the four weeks ending 11 May 2005 = 6000.*
The updated indices will be available on Thursdays on SAGIS' website.

** IGC Graan Vrag Indeks verteenwoordig 15 hoof graanroetes, insluitende vyf vanaf die Verenigde State van Amerika, en twee elk van ander hoof uitvoernasies (insluitende Argentinië, Swart See, Europa en Kanada); met basis 'n gemiddeld van die vier weke geëindig 11 Mei 2005 = 6000.*
Die opgedateerde indekse sal Donderdae op SAGIS se webwerf beskikbaar

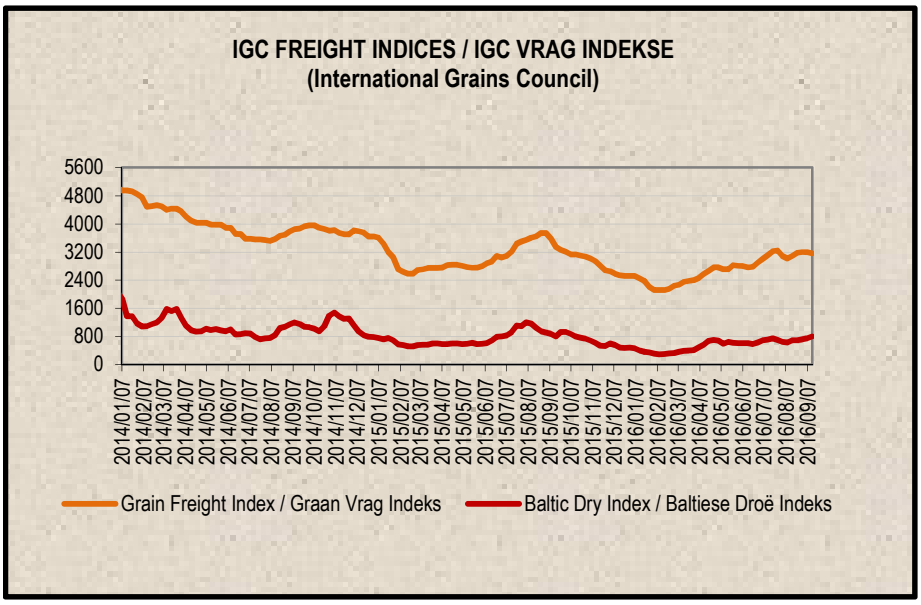

10. IMPORT PARITY PRICES – SUMMER GRAINS *(b)*

10. INVOERPARITEITPRYSE - SOMERGRANE *(b)*

INVOERPARITEITPRYSE VAN SOMERGRANE (BTW UITGESLT) 2016/09/15 **IMPORT PARITY PRICES OF SUMMER GRAINS (VAT EXCL)**

ITEM	Nota/ Note	Mielies/Maize VSA/ USA Golf/Gulf (no.3Y)	Mielies/Maize Argentynse/ Argentine Up River	Sorghum VSA/ USA Golf/Gulf	Sorghum Argentynse/ Argentine Up River	Sorghum Australiese/ Australian Brisbane	ITEM
		$/t	$/t	$/t	$/t	$/t	
Internasionale VAB pryse	a	160.00	172.00	171.00	157.00	186.00	International FOB prices
Vraggeld	b	23.00	20.00	23.00	20.00	13.00	Freight Rates
Assuransie (0.3% van VAB)		0.48	0.52	0.51	0.47	0.56	Insurance (0.3% of FOB)
1 KOSTE, ASSURANSIE EN VRAG (KAV) $/T		183.48	192.52	194.51	177.47	199.56	1 COST, INSURANCE AND FREIGHT (CIF) $/T
Omskakel na R/t							*Converted to R/t*
R/$ Wisselkoers op: 2016/09/13		14.2779	14.2779	14.2779	14.2779	14.2779	R/$ Exchange rate on: 2016/09/13
		R/t	R/t	R/t	R/t	R/t	
2 KOSTE, ASSURANSIE EN VRAG (KAV) R/t		2619.71	2748.78	2777.19	2533.90	2849.30	2 COST, INSURANCE AND FREIGHT (CIF) R/t
Finansieringskoste	c	22.61	23.72	23.97	21.87	24.59	Financing cost
3 KOSTE, ASSURANSIE, VRAG EN FINANSIERING R/t		2642.32	2772.50	2801.16	2555.77	2873.89	3 COST, INSURANCE, FREIGHT AND FINANCING R/t
Aflaaikoste:	d, e			146.54	146.54	146.54	Discharging cost:
- Kaapstad		122.93	122.93	n/a	n/a	n/a	- Cape Town
- Durban		163.11	163.11	170.37	170.37	170.37	- Durban
Invoertarief	f	0.00	0.00	73.25	67.25	79.67	Import Tariff
4 VRY OP SPOOR (VOS) R/t							4 FREE ON RAIL (FOR) R/t
- Kaapstad		2765.25	2895.43	n/a	n/a	n/a	- Cape Town
- Durban		2805.43	2935.61	3020.95	2769.56	3100.10	- Durban
Spoorvragkoste	g						Railage cost
- Durban na Randfontein		246.10	246.10	246.10	246.10	246.10	- Durban to Randfontein
5 GELEWER:							**5 DELIVERED:**
- Durban na Randfontein R/ton		**3051.53**	**3181.71**	**3267.05**	**3015.66**	**3346.20**	**- Durban to Randfontein R/ton**

Notas/Notes:

a Bron van pryse en vraggeld : IGC GMI 2016/09/13
Source of prices and freight rates: IGC GMI

	Termyn / Term	US$/ton (VAB/FOB)	Vraggeld/Freight Rate:	US$/ton
Mielies/Maize: VSA/USA (Golf/Gulf No.3Y)	Sep 2016	160.00	US Golf / Gulf	23.00
Mielies/Maize: Argentiniië/Argentina (Up River)	Sep 2016	172.00	Argentiniië / Argentina	20.00
Sorghum: VSA/USA (Golf / Gulf Milo)	Sep 2016	171.00	Australiië/Australia	13.00
Sorghum: Argentiniië/Argentina (Up River)	Sep 2016	157.00		
Sorghum: Australiië/Australia (Brisbane)	Sep 2016	186.00		

b Vraggeld: bereken vir vragte van +/- 20 000 - 30 000t / Freight rates: calculated for freights of +/- 20 000 - 30 000t

c Finansieringskoste: 30 000t @ KAV @ primakoers vir 30 dae. Bron/Source: SARB 10.50% 2016/03/18
Financing cost: 30 000t @ CIF @ prime rate for 30 days.

d Aflaaikoste / Discharging costs (R/ton):

Bron / Source: Hull Blyth

	Mielies/Maize:	Sorghum
Kaapstad / Cape Town:	122.93	n/a
Durban:	163.11	170.37

e Ingesluit: Kaaigelde, hantering, kaaibesig, agente/dokumentasie, logistiek & opnames (inspeksie van skeepsvrag) /
Included: Wharfage, handling, wharf supervision, agent/documentation, logistic & survey (inspection of shipload).
Uitgesluit: Gesondheidsinspeksie-, skeepsagentskapfooi, strooktoetsingsfooi vir GMO, opbergingskoste asook BTW en invoerbelasting /
Excluded: Health inspection fee, Ship agency fee, strip testing fees for GMO, storage costs as well as VAT and import duty.
N.B: Slegs 'n aanduiding, aangesien koste van opname beding kan word / N.B: Indication only, as cost of survey can be negotiated.

f Invoertarief / Import Tariff:
Mielies/Maize = Vry / Free
Sorghum = 3% op VAB / on FOB

g Neem asb. kennis dat 'n verandering in Spoornet se spoorvrag op 1 April 2016 plaasgevind het na R246.10.
Please take note that there was a change in Spoornet railage cost on 1 April 2016 to R246.10.

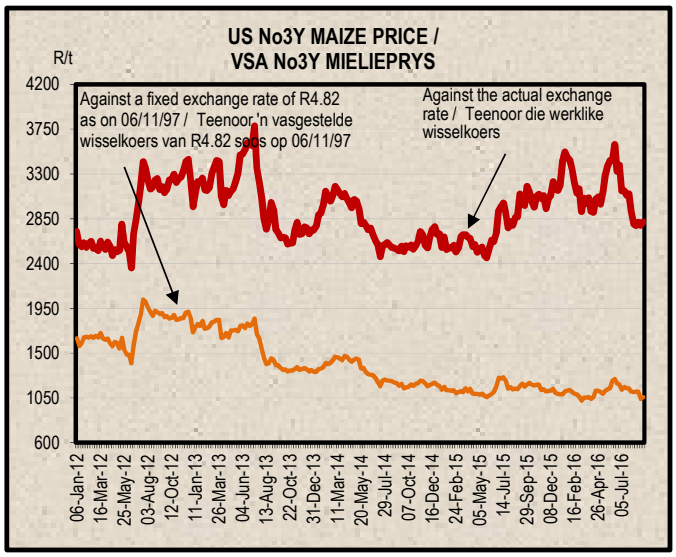

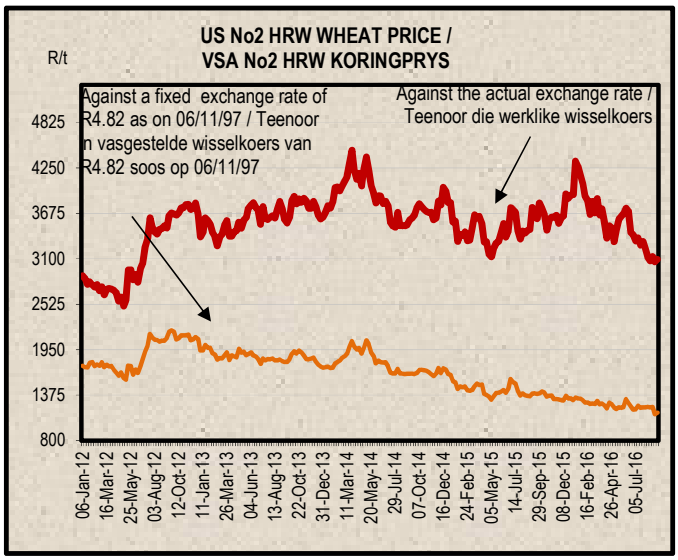

11. IMPORT PARITY PRICES – WINTER CEREALS *(b)*

11. INVOERPARITEITPARYSE - WINTERGRANE *(b)*

INVOERPARITEITPRYSE VAN WINTERGRANE (BTW UITGESLT) 2016/09/15 **IMPORT PARITY PRICES OF WINTER CEREALS (VAT EXCL)**

ITEM	Nota/ Note	Koring/Wheat VSA/ USA Golf/Gulf HRW	Koring/Wheat VSA/ USA PNW DNS	Koring/Wheat Argentynse/ Argentine Up River Trigo Pan	Koring/Wheat EU Duitsland/ Germany B kwaliteit/ quality	Gars/Barley Australiese/ Australian Adelaide Mout/Malting	Gars/Barley Franse/ French Rouen Mout/Malting	ITEM
		$/t	$/t	$/t	$/t	$/t	$/t	
Internasionale VAB pryse	a	183.00	239.00	205.00	184.00	244.00	221.00	International FOB prices
Vraggeld	b	23.00	23.00	20.00	19.00	14.00	20.00	Freight Rates
Assuransie (0.3% van VAB)		0.55	0.72	0.62	0.55	0.73	0.66	Insurance (0.3% of FOB)
1 KOSTE, ASSURANSIE EN VRAG (KAV) $/T		206.55	262.72	225.62	203.55	258.73	241.66	1 COST, INSURANCE AND FREIGHT (CIF) $/T
Omskakel na R/t								*Converted to R/t*
R/$ Wisselkoers op: 2016/09/13		14.2779	14.2779	14.2779	14.2779	14.2779	14.2779	R/$ Exchange rate on: 2016/09/13
		R/t	R/t	R/t	R/t	R/t	R/t	
2 KOSTE, ASSURANSIE EN VRAG (KAV) R/t		2949.10	3751.09	3221.38	2906.27	3694.12	3450.40	2 COST, INSURANCE AND FREIGHT (CIF) R/t
Finansieringskoste	c	25.45	32.37	27.80	25.08	31.88	29.78	Financing cost
3 KOSTE, ASSURANSIE, VRAG EN FINANSIERING R/t		2974.55	3783.46	3249.18	2931.35	3726.00	3480.18	3 COST, INSURANCE, FREIGHT AND FINANCING R/t
Aflaaikoste	d, e							Discharging cost
3.1 Kaapstad (Hoofsaaklik kaaihyskraan metode)		124.02	124.02	124.02	124.02	157.11	157.11	3.1 Cape Town (Mainly shore cranes method)
3.2 Durban (Hoofsaaklik suig-in-silo metode)		163.11	163.11	163.11	163.11	170.37	170.37	3.2 Durban (Mainly suction into silo method)
Invoertarief op koring	f	1591.40	1591.40	1591.40	1591.40	0.00	0.00	Import Tariff on wheat
4 VRY OP SPOOR (VOS) R/t								4 FREE ON RAIL (FOR) R/t
4.1 Kaapstadhawe		4689.97	5498.88	4964.60	4646.77	3883.11	3637.29	4.1 Cape Town Harbour
4.2 Durbanhawe		4729.06	5537.97	5003.69	4685.86	3896.37	3650.55	4.2 Durban Harbour
Spoorvragkoste	g							Railage cost
- Kaapstad na Paarl		85.60	85.60	85.60	85.60	n/a	n/a	- Cape Town to Paarl
- Durban na Randfontein		246.10	246.10	246.10	246.10	246.10	246.10	- Durban to Randfontein
5 GELEWER:								**5 DELIVERED:**
- Kaapstad na Paarl R/ton		**4775.57**	**5584.48**	**5050.20**	**4732.37**	**n/a**	**n/a**	**- Cape Town to Paarl R/ton**
- Durban na Randfontein R/ton		**4975.16**	**5784.07**	**5249.79**	**4931.96**	**4142.47**	**3896.65**	**- Durban to Randfontein R/ton**

Notas/Notes: 2016/09/13

a Bron van pryse en vraggeld : IGC GMI
Source of prices and freight rates: IGC GMI

	Termyn / Term	VAB/FOB US$/ton	Vraggeld / Freight Rate:	US$/ton	Gars/Barley = US$ + 1
Koring/Wheat: HRW No 2 (Hard Red Winter) Golf / Gulf	Sep 2016	183.00	US (Golf / Gulf)	23.00	
Koring/Wheat: DNS 14% No 2 (Dark Northern Spring) Golf / Gulf	Sep 2016	239.00	Argentinië / Argentine (Upriver)	20.00	
Koring/Wheat: Argentinië / Argentine (Up River) Trigo Pan	Sep 2016	205.00	EEC (Bordeaux Hamburg)	19.00	20.00
Koring/Wheat: EU (Duitsland / Germany) B kwaliteit / quality	Sep 2016	184.00	Australië / Australia (Eastern)	13.00	14.00
Gars/Barley: Australiese moutgars/Australian malting barley (Adelaide)	Sep 2016	244.00			
Gars/Barley: Franse moutgars/French malting barley (Rouen)	Sep 2016	221.00			

b Vraggeld: bereken vir vragte van +/- 20 000 - 30 000t. / Freight rates: calculated for freights of +/- 20 000 - 30 000t.

c Finansieringskoste: 30 000t @ KAV @ primakoers vir 30 dae. Bron/Source: SARB 10.50% 2016/03/18
Financing cost: 30 000t @ CIF @ prime rate for 30 days.

d Aflaaikoste / Discharging cost (R/ton):

	Koring/Wheat:	Gars/Barley:
Bron / Source: Hull Blyth	Kaapstad / Cape Town: 124.02	157.11
	Durban: 163.11	170.37

e Ingesluit: Kaaigelde, hantering, kaaitoesig, agente/dokumentasie, logistiek & opnames (inspeksie van skeepsvrag).
Included: Wharfage, handling, wharf supervision, agent/documentation, logistic & survey (inspection of shipload).
Uitgesluit: Gesondheidsinspeksie-, skeepsagentskapfooi, strooktoetsingsfooi vir GMO, opbergingskoste asook BTW en invoerbelasting.
Excluded: Health inspection fee, Ship agency fee, strip testing fees for GMO, storage costs as well as VAT and import duty.
N.B: Slegs 'n aanduiding, aangesien koste van opname beding kan word / N.B: Indication only, as cost of survey can be negotiated.

f Invoertarief / Import Tariff.
Koring/Wheat = R1591.40 p/ton
Gars/Barley = Vry/Free

g Neem asb. Kennis dat Spoornet se spoorvrag op 1 April 2016 verander het soos volg:
Kaapstad na Paarl R85.60 en Durban na Randfontein R246.10.
Please take note that on 1 April 2016 Spoornet railage cost chaged as follows:
Cape Town to Paarl R85.60 and Durban to Randfontein R246.10.

INVOERPARITEITPRYSE VAN OLIESADE (BTW UITGESLT) 2016/09/15 **IMPORT PARITY PRICES OF OIL SEEDS (VAT EXCL)**

ITEM	Nota/ Note	Sojabone/ Soybeans VSA/ USA Golf/Gulf	Sojabone/ Soybeans Argentynse/ Argentine Up River	Sojabone/ Soybeans Brazilië/ Brazil Paranagua	Sonneblom/ Sunflower EU Franse/ French Bordeaux	Canola Kanadese/ Canadian Vancouver	Grondbone/ Groundnuts Argentynse/ Argentine Raw Runners 40/50	Grondbone/ Groundnuts VSA/ USA Raw Runners 40/50	ITEM
		$/t	$/t	$/t	$/t	$/t	$/t	$/t	
Internasionale VAB pryse	a	392.00	393.00	413.00	409.00	366.00	1489.00 *	1469.00 *	International FOB prices
Vraggeld	b	23.00	20.00	20.00	19.00	27.00	81.00	23.00	Freight Rates
Assuransie (0.3% van VAB)		1.18	1.18	1.24	1.23	1.10	4.47	4.41	Insurance (0.3% of FOB)
1 KOSTE, ASSURANSIE EN VRAG (KAV) $/T		416.18	414.18	434.24	429.23	394.10	1574.47	1496.41	1 COST, INSURANCE AND FREIGHT (CIF) $/T
Omskakel na R/t									*Converted to R/t*
R/$ Wisselkoers op: 2016/09/13		14.2779	14.2779	14.2779	14.2779	14.2779	14.2779	14.2779	R/$ Exchange rate on: 2016/09/13
		R/t	R/t	R/t	R/t	R/t	R/t	R/t	
2 KOSTE, ASSURANSIE EN VRAG (KAV) R/t		5942.18	5913.62	6200.04	6128.50	5626.92	22480.13	21365.59	2 COST, INSURANCE AND FREIGHT (CIF) R/t
Finansieringskoste	c	51.28	51.04	53.51	52.89	48.56	194.01	184.39	Financing cost
3 KOSTE, ASSURANSIE, VRAG EN FINANSIERING R/t		5993.46	5964.66	6253.55	6181.39	5675.48	22674.14	21549.98	3 COST, INSURANCE, FREIGHT AND FINANCING R/t
Aflaaikoste: Durban	d, e	170.37	170.37	170.37	268.74	170.37	579.41	579.41	Discharging cost: Durban
Invoertarief:	f	447.75	448.90	471.74	0.00	522.57	2125.98	2097.42	Import Tariff:
4 VRY OP SPOOR (VOS) R/t: Durban		6611.58	6583.93	6895.66	6450.13	6368.42	25379.53	24226.81	4 FREE ON RAIL (FOR) R/t: Durban
Spoorvragkoste	g								Railage cost
- Durban na Randfontein		246.10	246.10	246.10	246.10	246.10	-	-	- Durban to Randfontein
5 GELEWER:									**5 DELIVERED:**
- Durban na Randfontein R/ton		**6857.68**	**6830.03**	**7141.76**	**6696.23**	**6614.52**	**-**	**-**	**- Durban to Randfontein R/ton**

Notas/Notes:

a Bron van pryse en vraggeld / Source of prices and freight rates : IGC (GMI), Georgalos Peanut World & Oilworld

2016/09/13

	Termyn / Term	US$/ton (VAB/FOB)	Vraggeld/Freight Rate:	US$/ton
Sojabone/Soybeans: VSA/USA (Golf/Gulf)	Sep 2016	392.00	US Golf / Gulf	23.00
Sojabone/Soybeans: Argentinië/Argentina (Up River)	Sep 2016	393.00	Argentinië / Argentina	20.00
Sojabone/Soybeans: Brazilië/Brazil (Paranagua)	Sep 2016	413.00	EEC (Bordeaux/Hamburg)	19.00
Sonneblom/Sunflower: EU Frankryk/France (Bordeaux)	Okt/Oct 2016	409.00	Kanada/Canada (North Pacific)	27.00
Canola: Kanada/Canada (Vancouver)	Sep 2016	366.00	Grondbone/Groundnuts (ARG)	81.00
Grondbone/Groundnuts: Argentinië/Argentina (Raw Runner 40/50)	Okt/Oct 2016	1489.00		
Grondbone/Groundnuts: VSA/USA (Runners 40/50)	Okt/Oct 2016	1469.00		

b Vraggeld: bereken vir vragte van +/- 20 000 - 30 000t. / Freight rates: calculated for freights of +/- 20 000 - 30 000t.

c Finansieringskoste: 30 000t @ KAV @ primakoers vir 30 dae. Bron/Source: SARB 10.50% 2016/03/18
Financing cost: 30 000t @ CIF @ prime rate for 30 days.

d Aflaaikoste / Discharging costs (R/ton):

Bron / Source: Hull Blyth

	Sojabone/ Soybeans	Sonneblom/ Sunflower	Canola	Grondbone/ Groundnuts
Durban:	170.37	268.74	170.37	579.41

e Aflaaikoste / Discharging fees:
Ingesluit: Kaaigelde, hantering, kaaitoesig, agente/dokumentasie, logistiek & opnames (inspeksie van skeepsvrag) /
Included: Wharfage, handling, wharf supervision, agent/documentation, logistic & survey (inspection of shipload).
Uitgesluit: Gesondheidsinspeksie-, skeepsagentskapfooi, strooktoetsingsfooi vir GMO, opbergingskoste asook BTW en invoerbelasting /
Excluded: Health inspection fee, Ship agency fee, strip testing fees for GMO, storage costs as well as VAT and import duty.
N.B: Slegs 'n aanduiding, aangesien koste van opname beding kan word / N.B: Indication only, as cost of survey can be negotiated.

f Invoertarief / Import Tariff:
Sojabone/Soybeans = 8% op VAB / on FOB
Sonneblom/Sunflower = Vry / Free
Canola = 10% op VAB / on FOB
Grondbone/Groundnuts = 10% op VAB / on FOB

g Neem asb. Kennis dat Spoornet se spoorvrag op 1 April 2016 verander het na R246.10.
Please take note that on 1 April 2016 Spoornet railage cost changed to R246.10.

* Kwotasies is k.a.v. pryse. VAB pryse dus berekende pryse (kav minus vraggeld) / Quotes are c.i.f. prices. FOB prices are therefore calculated prices (cif minus freight rates).

13. EXPORT PARITY PRICES (*b*) — 13. UITVOERPARITEITPRYSE (*b*)

INDICATIVE EXPORT PARITY PRICES 2016/09/15 **AANDUIDENDE UITVOERPARITEITSPRYSE**

This is **only an example** of how an export parity price can be calculated - it can vary according to need	**US No3Y Maize/ Mielies Gulf/Golf *(b)*** **Sep 16**	**US HRW Wheat/Koring Gulf/Golf *(b)*** **Sep 16**	**US DNS 14% Wheat/Koring PNW *(b)*** **Sep 16**	**Argentine Raw Runner 40/50 Groundnuts/ Grondbone *(f)*** **Oct/Okt 16**	Hierdie is **slegs 'n voorbeeld** van hoe 'n uitvoerpariteitsprys bereken kan word - dit kan varieer volgens behoefte
FOB Gulf value ($/t)	160.00	183.00	239.00	1489.00	VAB Golfwaarde ($/t)
Difference in quality and locality of SA [1] Maize: Plus US$10 ($/t) Groundnuts: Less 3,5% of fob value	$10.00			96,5%	Kwaliteits- en liggingsverskil van SA [1] Mielies: Plus VSA$10 ($/t) Grondbone: Min 3,5% van vab waarde
SA fob price ($/t)	170.00	183.00	239.00	1436.89	SA vab prys ($/t)
Exchange rate (1$=): (2016/09/13)	14.2779	14.2779	14.2779	14.2779	Wisselkoers (1$=): (2016/09/13)
FOB Gulf value (R/t)	2427.24	2612.86	3412.42	20515.77	VAB Golfwaarde (R/t)
Marketing costs:					**Bemarkings koste:**
Financing (Prime rate 10.50% - 30 days) (R/t)	20.95	22.55	29.45	177.05	Finansieringskoste (Primakoers 10.50% - 30 dae) (R/t)
Railage: [2] Randfontein – Durban harbour	246.10	246.10	246.10	-	Spoorvrag: [2] Randfontein – Durbanhawe
Loading costs: (R/t) [3] Durban Harbour (Mainly spout method)	151.88	163.20	163.20	467.13	Oplaaikoste: (R/t) [3] Durbanhawe (Hoofsaaklik tregter metode)
EXPORT REALISATION (R/t): **Randfontein**	**2008.31**	**2181.01**	**2973.67**	**19871.59**	**UITVOER REALISASIE (R/t):** **Randfontein**

Difference in quality and locality of SA
(As requested by the industry)
As from 14 June 2012, the discount/rebate will no longer be used to calculate the export parity price on US HRW and a new calculation will be added for US DNS, also without the discount/rebate.

1

Kwaliteits- en liggingsverskil van SA
(Soos deur die bedryf versoek)
Vanaf 14 Junie 2012 sal die diskonto/premie nie meer gebruik word by die berekening van die uitvoerpariteitprys van US HRW nie en 'n nuwe berekening word nou vir US DNS gedoen, ook sonder diskonto/premie.

Railage costs:
Please take note that on 1 April 2016 Spoornet railage cost changed to R246.10.

2

Spoorvrag koste:
Neem asb. Kennis dat Spoornet se spoorvrag op 1 April 2016 verander het na R246.10.

Loading costs, received from Hull Blyth:
Included: Cargo dues, handling, wharf supervision, agency/documentation, logistics & surveys (inspection of cargo).
Excluded: Ship agent fees, health & PPECB inspections, storage facility & transport costs to storage facility, VAT & duties.

3

Oplaaikoste, ontvang van Hull Blyth:
Ingesluit: Kaaigelde, hantering, kaaitoesig, agente/dokumentasie, logistiek & opnames (inspeksie van skeepsvrag)
Uitgesluit: Skeepsagentskaps-, inspeksie-, opbergings- en vervoerkoste na opbergingsfasiliteit, BTW & invoerbelasting.

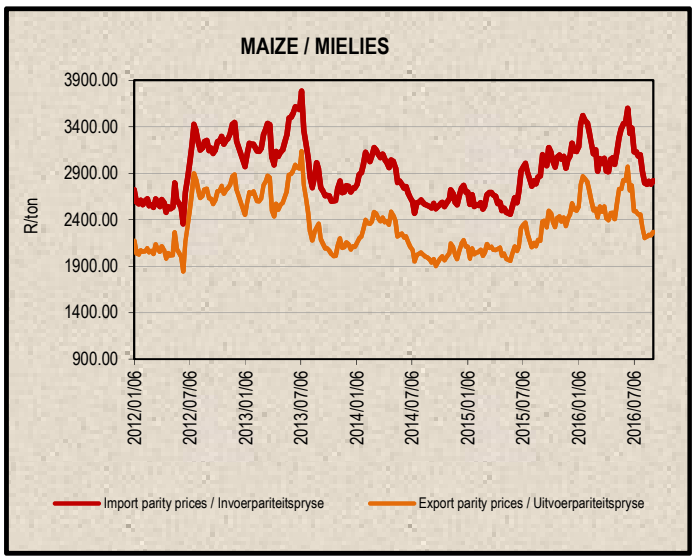

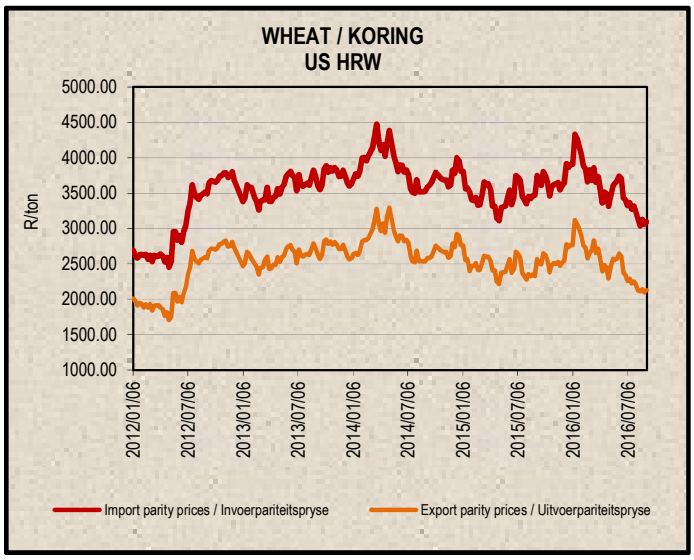

14. WEATHER

For local weather, please follow the link below:
www.weathersa.co.za

14. WEER

Vir plaaslike weer, volg asseblief die onderstaande skakel:
www.weathersa.co.za

15. SUNDRIES (*g*)

15. DIVERSE (*g*)

World Balance Sheet / Wêreld Balansstaat (2016/09/12)										
	2016/17									
Million Ton	Maize Mielies	Wheat Koring	Barley Gars	Sorg-hum	Oats Hawer	Ground-nuts Grond-bone	Canola/ Rape-seed	Soybeans Sojabone	Sunflower seed Sonne-blomsaad	**Miljoen Ton**
Production	1 027	745	145	65	23	42	67	330	44	Produksie
Consumption	1 016	737	147	65	23	18	65	289	40	Verbruik
Trade	136	172	28	8	2	4	14	138	2	Handel
Stock	220	249	23	5	3	2	5	72	2	Voorraad

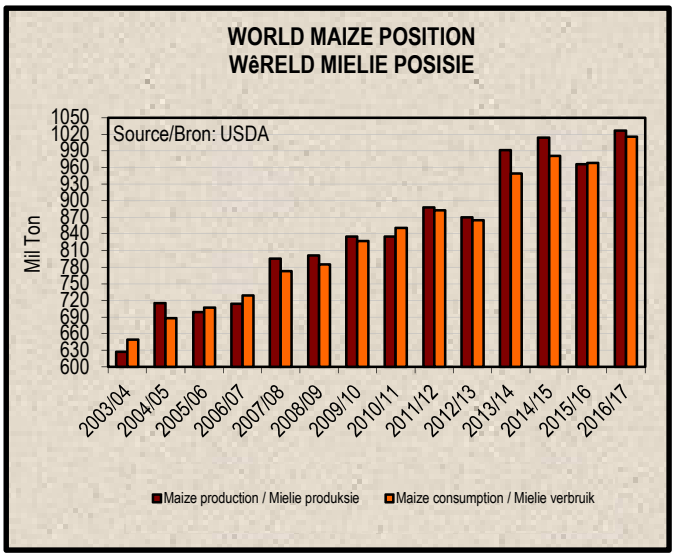

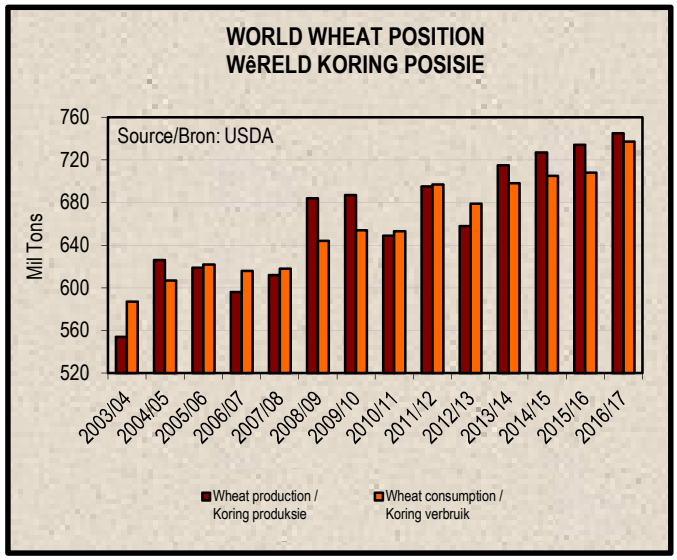

Sources /Bronne:

(a) = Safex; (b) = International Grains Council; (c) = CBOT; (d) = KCBT;
(e) = Oil World; (f) = Georgalos Peanut World; (g) = USDA Fas-Online.
** Formula according to ITAC (International Trade Administration Commission of South Africa)/*
Formule volgens ITAC (International Trade Administration Commission of South Africa)

SAGIS
Nico Hawkins
General Manager / Hoofbestuurder

Indemnity/Vrywaring: Although everything has been done to ensure the accuracy of the information, neither SAGIS nor any of its directors or employees takes any responsibility for actions or losses that might occur as a result of the usage of this information. / Alhoewel alles gedoen is om te verseker dat die inligting korrek is, aanvaar nie SAGIS of enige van sy direkteure of werknemers verantwoordelikheid vir enige aksies of verliese as gevolg van die inligting wat gebruik is nie.