

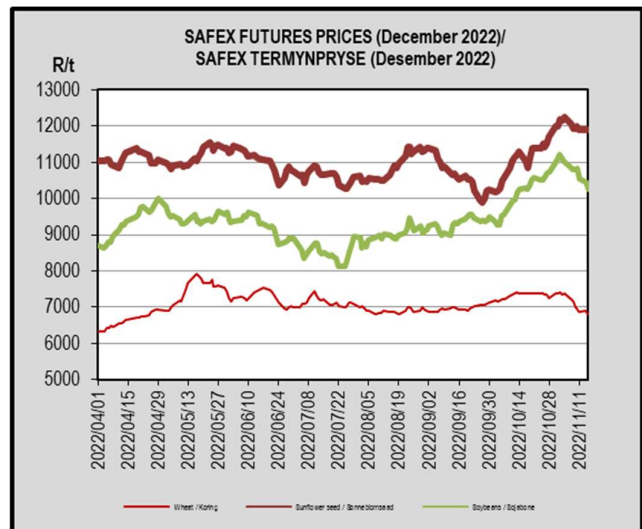
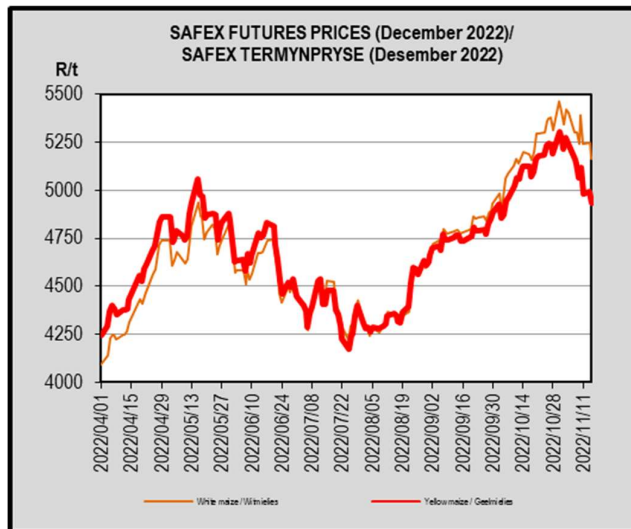
SAGIS WEEKLY BULLETIN / SAGIS WEEKLIKSE BULLETIN

1. PRODUCER DELIVERIES:	1. PRODUSENTELEWERINGS:
http://www.sagis.org.za/weekly_prod_deliveries.html	
2. IMPORTS, EXPORTS & MAIZE INTENTIONS:	2. INVOERE, UITVOERE & MIELIE INTENSIES:
http://www.sagis.org.za/weekly_imp-exp.html	

3. DOMESTIC PRICES PER SAFEX (R/t)(a)

3. PLAASLIKE PRYSE VOLGENS SAFEX (R/t)(a)

Commodity	Future Prices / Termynpryse (2022/11/15) R/ton					Kommoditeit
	Nov-22	Dec-22	Mar-23	May-23	Jul-23	
White maize	5 171.00	5 164.00	5 101.00	4 600.00	4 500.00	Witmielies
Yellow maize	4 905.00	4 931.00	4 939.00	4 482.00	4 410.00	Geelmielies
Wheat	6 753.00	6 806.00	6 944.00	7 014.00	6 998.00	Koring
Sunflower	11 835.00	11 894.00	11 700.00	10 664.00	10 762.00	Sonneblom
Soybeans	10 241.00	10 250.00	10 119.00	8 777.00	8 927.00	Sojabone



Directors/Direkteure:

Binnion C (Mr/Mnr), Boshoff JDW (Mr/Mnr), Briedenhann E (Dr) (Chairperson/Voorsitter), Groothof WJ (Mr/Mnr), Lemmer WJ (Mr/Mnr), Mohane HT (Mr/Mnr), Ngejane Z (Mr/Mnr), Schoonwinkel BC (Mr/Mnr) (Vice-Chairperson/Ondervoorsitter)
Beets D (Mr/Mnr), Küsel RJ (Mr/Mnr), Mathews DJM (Mr/Mnr), PR Taljaard (Dr)
Schultz B (Mr/Mnr)

**Alternate Directors/Alternatiewe Direkteure:
General Manager/Hoofbestuurder:**

4. IMPORT TARIFF ON MAIZE & WHEAT (b)(c)*

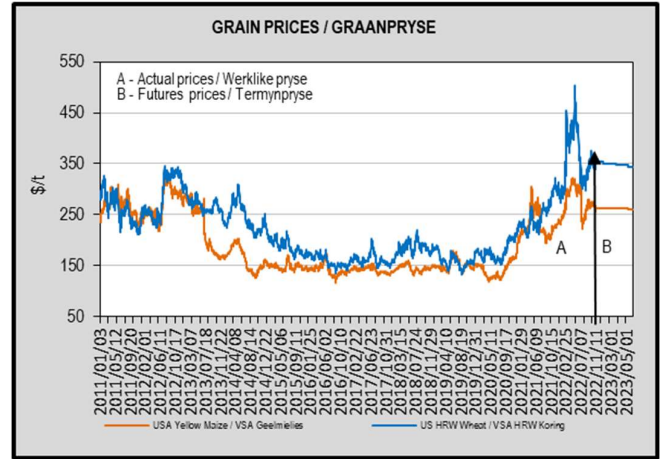
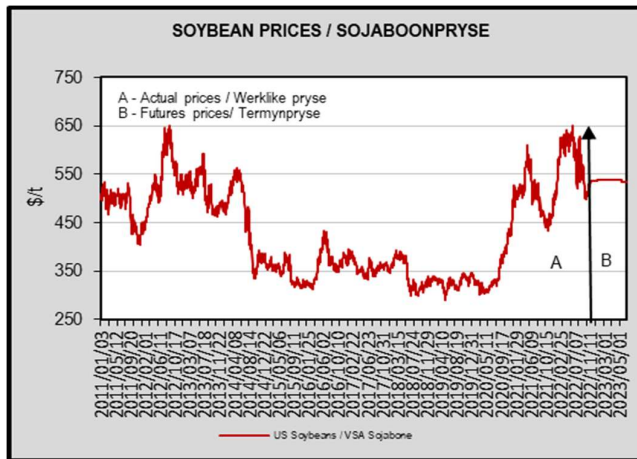
http://www.sagis.org.za/import_tariffs.html

4. INVOERTARIEF OP MIELIES & KORING (b)(c)*

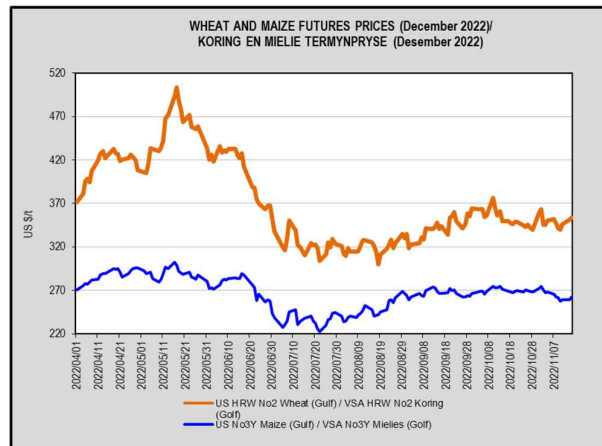
5. PRICES – INTERNATIONAL (US\$/t)

5. PRYSE - INTERNASIONAAL (VSA\$/t)

FOB (US\$/t)	Export Quotations/ Uitvoerkwotasie (b)(f)(g)				VAB (VSA\$/t)
	2022/11/15	2022/11/08	2022/11/01	2022/10/25	
US No 2 HRW Wheat (Gulf)	435.00	428.00	448.00	432.00	VSA No 2 HRW Koring (Golf)
US DNS Wheat 14% PNW	424.00	415.00	430.00	440.00	VSA DNS Koring 14% PNW
Argentine Wheat (Up River)	419.00	410.00	424.00	426.00	Argentynse Koring (Up River)
EU (France) Wheat (grade 1)	339.00	340.00	358.00	342.00	EU (Frankryk) Koring (graad 1)
EU (Germany) B Quality Wheat	348.00	350.00	365.00	352.00	EU (Duitsland) B Kwaliteit Koring
Russia Milling 12.5%	320.00	320.00	319.00	309.00	Swart See Maalkoring
Australia ASW 11.5% (Adelaide)	362.00	361.00	363.00	359.00	Australië ASW 11.5% (Adelaide)
Australia APW 10% (Adelaide)	398.00	397.00	396.00	391.00	Australië APW 10% (Adelaide)
US No 3Y Maize (Gulf)	335.00	349.00	375.00	369.00	VSA No3Y Mielies (Golf)
Argentine Maize (Up River)	302.00	305.00	306.00	310.00	Argentynse Mielies (Up River)
US Sorghum (Gulf)	367.00	365.00	381.00	376.00	VSA Sorghum (Golf)
Argentine Sorghum (Up River)	291.00	291.00	291.00	285.00	Argentynse Sorghum (Up River)
US Soybeans (Gulf)	614.00	623.00	625.00	603.00	VSA Sojabone (Gulf)
Argentine Soybeans (Up River)	611.00	609.00	607.00	594.00	Argentynse Sojabone (Up River)
Canadian Canola	719.00	706.00	696.00	700.00	Kanadese Canola
Argentine Groundnuts Runners 40/50	1 509.00	1 507.00	1 507.00	1 496.00	Argentynse Grondbone 40/50 Runners
US Groundnuts Runners 40/50 shelled	1 529.00	1 527.00	1 527.00	1 516.00	VSA Grondbone 40/50 Runners uitgedop
Australian Malting Barley (Commander Malt)	352.00	336.00	331.00	325.00	Australiese Moutgars (Commander Mout)



Commodity	Futures prices (US\$/t) / Termynpryse (VSA\$/t) (d)(e) (2022/11/15)						Kommoditeit
	Dec-22	Mar-23	May-23	Jul-23	Sep-23	Dec-23	
US No3 Yellow maize	262.43	263.45	262.82	260.38	246.45	241.80	VSA No3 Geelmielies
US No2 HRW wheat	353.84	350.68	348.11	344.29	343.40	344.14	VSA No2 HRW koring
US Soybeans	n/a	539.03	539.47	532.93	513.31	n/a	VSA Sojabone



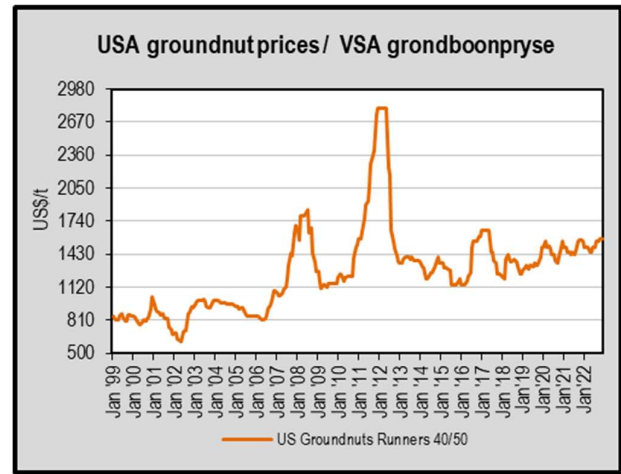
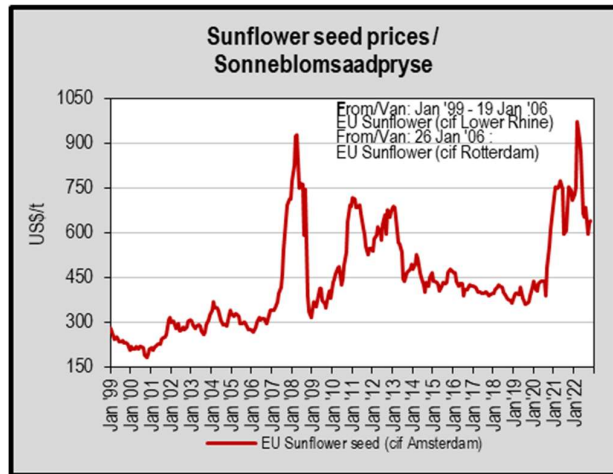
6. LOWEST REPRESENTATIVE ASKING PRICES
(US\$/t)(f)(g)(Prices of previous week)

6. LAAGSTE VERTEENWOORDIGENDE PRYSE GEVRA
(Pryse van vorige week)(VSA\$/t)(f)(g)

US\$/t	2022/11/10	2022/11/03	Change/ Verandering	VSA\$/t
Soybeans, USA, c.i.f. Rotterdam	650	658	-1.2	Sojabone, VSA, k.a.v. Rotterdam
Groundnuts, USA Runners 40/50*	1 570	1 570	0.0	Grondbone, VSA Runners 40/50*
Groundnuts, Argentine Runners 40/50*	1 550	1 550	0.0	Grondbone, Argentynse Runners 40/50*
Sunflower seed, EU c.i.f. Amsterdam	640	640	0.0	Sonneblomsaad, EU k.a.v. Amsterdam
Sunflower seed, fob Black Sea	590	590	0.0	Sonneblomsaad, Swart See
Sunflower-oil, EU (fob) N.W. Europe	1 350	1 390	-2.9	Sonneblom-olie, EU (vab) N.W. Eur.
Rapeseed, Europe, 00, c.i.f. Hamburg	636	640	-0.6	Raapsaad, Europa, 00, k.a.v. Hamburg

* Shelled, c.i.f. Rotterdam

* Uitgedop k a v Rotterdam



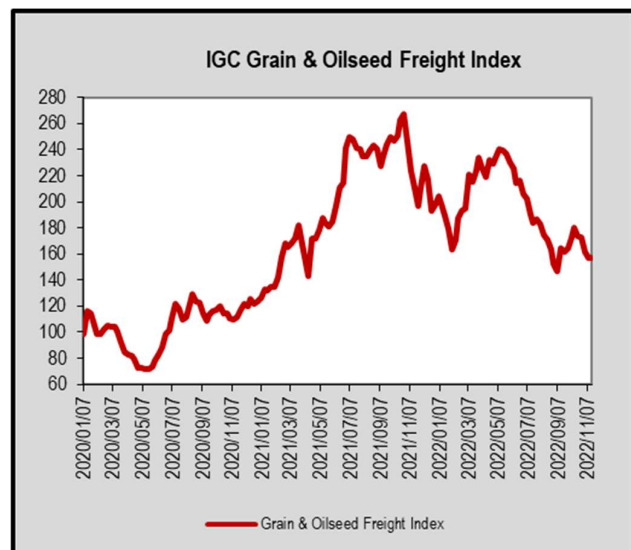
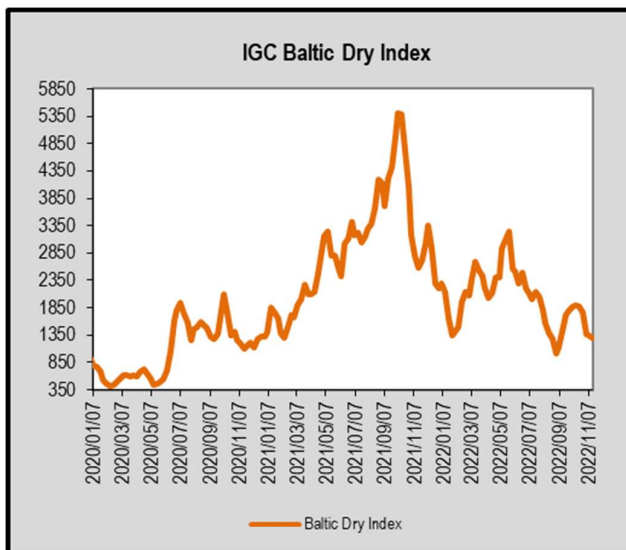
7. IGC FREIGHT INDICES (b) *

7. IGC VRAG INDEKSE (b) *

	IGC FREIGHT INDICES / IGC VRAG INDEKSE						
	2022/10/11	2022/10/18	2022/10/25	2022/11/01	2022/11/08	2022/11/15	
Baltic Dry Index	1 904	1 875	1 755	1 377	1 356	1 300	Baltiese Droë Indeks
Grain & Oilseeds Freight Index*	180	174	173	162	157	157	Graan & Oliesade Vrag Indeks*

* IGC's Grain & Oilseeds Freight Index (GOFI) - covers 68 routes. The first week of January 2013 is taken as the index base of 100.

* IGC se Graan & Oliesade Vrag Indeks (GOVI) - verteenwoordig 68 roetes. Die eerste week van Januarie 2013 word gebruik as die indeks basis van 100.



8. IMPORT PARITY PRICES – SUMMER GRAINS (b)(c)

8. INVOERPARITEITPRYSE - SOMERGRANE (b)(c)

INVOERPARITEITPRYSE VAN SOMERGRANE (BTW UITGESLT) SOOS OP				2022/11/15			IMPORT PARITY PRICES OF SUMMER GRAINS (VAT EXCL) AS ON	
ITEM	Nota/ Note	Mielies/Maize	Mielies/Maize	Sorghum	Sorghum	Sorghum	ITEM	
		VSA/ USA Golf/Gulf (no.3Y)	Argentynse/ Argentina Up River	VSA/ USA Golf/Gulf	Argentynse/ Argentina Up River	Australiese/ Australian Brisbane		
		\$/t	\$/t	\$/t	\$/t	\$/t		
Internasionale VAB pryse	a	335.00	302.00	367.00	291.00	322.00	International FOB prices	
Vraggeld	b	41.00	39.00	41.00	39.00	32.00	Freight Rates	
Assuransie (0.3% van VAB)		1.01	0.91	1.10	0.87	0.97	Insurance (0.3% of FOB)	
1 KOSTE, ASSURANSIE EN VRAG (KAV) \$/T		377.01	341.91	409.10	330.87	354.97	1 COST, INSURANCE AND FREIGHT (CIF) \$/T	
<i>Omskakel na R/t</i>							<i>Converted to R/t</i>	
R/\$ Wisselkoers op: 2022/11/15	c	17.2350	17.2350	17.2350	17.2350	17.2350	R/\$ Exchange rate on: 2022/11/15	
2 KOSTE, ASSURANSIE EN VRAG (KAV) R/t		6 497.77	5 892.82	7 050.84	5 702.54	6 117.91	2 COST, INSURANCE AND FREIGHT (CIF) R/t	
Finansieringskoste	d	52.07	47.22	56.50	45.70	49.03	Financing cost	
3 KOSTE, ASSURANSIE, VRAG EN FINANSIERING R/t		6 549.84	5 940.04	7 107.34	5 748.24	6 166.94	3 COST, INSURANCE, FREIGHT AND FINANCING R/t	
Aflaaiikoste:	e, f						Discharging cost	
- Kaapstad		231.94	231.94	n/a	n/a	n/a	- Cape Town	
- Durban		219.30	219.30	219.30	219.30	219.30	- Durban	
Invoertarief	g	0.00	0.00	189.76	150.46	166.49	Import Tariff	
4 VRY OP SPOOR (VOS) R/t							4 FREE ON RAIL (FOR) R/t	
- Kaapstad		6 781.78	6 171.98	n/a	n/a	n/a	- Cape Town	
- Durban		6 769.14	6 159.34	7 297.10	5 898.70	6 333.43	- Durban	
Spoorvragkoste	h						Railage cost	
- Durban na Randfontein		263.25	263.25	263.25	263.25	263.25	- Durban to Randfontein	
5 GELEWER:							5 DELIVERED:	
- Durban na Randfontein R/ton		7 032.39	6 422.59	7 560.35	6 161.95	6 596.68	- Durban to Randfontein R/ton	

Notas/Notes:

a Bron van pryse en vraggeld : IGC GMI 2022/11/15
Source of prices and freight rates: IGC GMI

Termyn / Term	US\$/ton (VAB/FOB)	Vraggeld/Freight Rate:	US\$/ton
Des/Dec 2022	335.00	US Golf / Gulf	41.00
Nov 2022	302.00	Argentinië / Argentina	39.00
Des/Dec 2022	367.00	Australië/Australia (Fremantle)	32.00
Des/Dec 2022	291.00		
Des/Dec 2022	322.00		

Mielies/Maize: VSA/USA (Golf/Gulf No.3Y)
Mielies/Maize: Argentinië/Argentina (Up River)
Sorghum: VSA/USA (Golf / Gulf Milo)
Sorghum: Argentinië/Argentina (Up River)
Sorghum: Australië/Australia (Brisbane)

b Vraggeld: bereken vir vragte van +/- 20 000 - 30 000t / Freight rates: calculated for freights of +/- 20 000 - 30 000t.

c Reserwebank / Reserve Bank

d Finansieringskoste: 30 000t @ KAV @ primakoers vir 30 dae. Bron/Source: SARB 9.75% 2022/09/23
Financing cost: 30 000t @ CIF @ prime rate for 30 days.

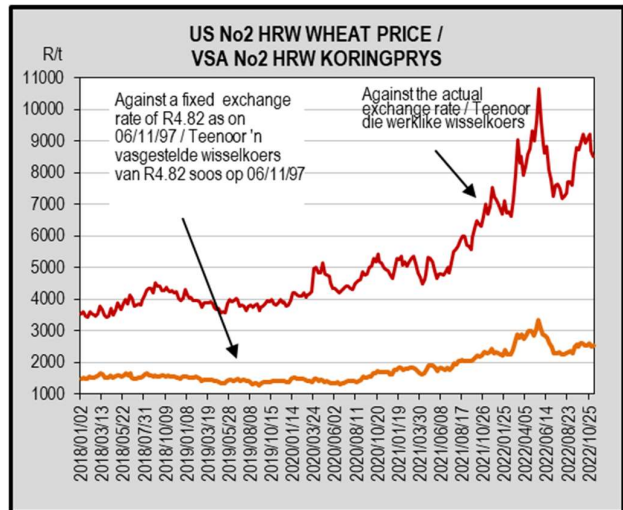
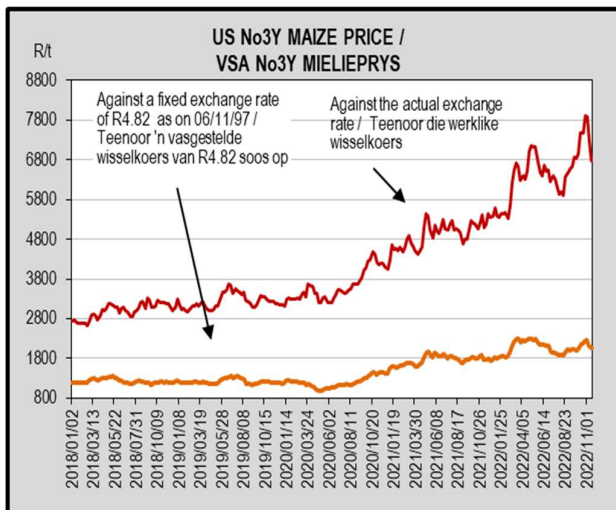
	Mielies/Maize:	Sorghum
Kaapstad / Cape Town:	231.94	n/a
Durban:	219.30	219.30

e Aflaaiikoste / Discharging costs (R/ton):
Bron / Source: Mainport Africa Shipping

f Ingesluit: Kaaigelde, hantering, kaaiboesig, agente/dokumentasie, logistiek & opnames (inspeksie van skeepsvrag) / Included: Wharfage, handling, wharf supervision, agent/documentation, logistic & survey (inspection of shipload).
Uitgesluit: Gesondheidsinspeksie-, skeepagentskapfooi, strooktoetsingsfooi vir GMO, obergingskoste asook BTW en invoerbelasting / Excluded: Health inspection fee, Ship agency fee, strip testing fees for GMO, storage costs as well as VAT and import duty.
N.B: Slegs 'n aanduiding, aangesien koste van opname beding kan word / N.B: Indication only, as cost of survey can be negotiated.

g Invoertarief / Import Tariff:
Mielies/Maize = Vry / Free
Sorghum = 3% op VAB / on FOB

h Neem asb. kennis van die verandering in Spoorwet se standaard spoorvrag op 1 April 2022, na R263.25.
Please note the change in Spoorwet's standard railage cost on 1 April 2022 to R263.25.



9. IMPORT PARITY PRICES – WINTER CEREALS (b)(c)

9. INVOERPARITEITPRYSSE - WINTERGRANE (b)(c)

INVOERPARITEITPRYSSE VAN WINTERGRANE (BTW UITGESLT) SOOS OP		2022/11/15		IMPORT PARITY PRICES OF WINTER CEREALS (VAT EXCL) AS ON																																																						
ITEM	Nota/ Note	Koring/Wheat	Koring/Wheat	Koring/Wheat	Koring/Wheat	Koring/Wheat	Koring/Wheat	Gars/Barley	ITEM																																																	
		VSA/ USA Golf/Gulf HRW	VSA/ USA PNW DNS	Argentynse/ Argentine Up River Trigo Pan	EU Duitsland/ Germany Hamburg B kwaliteit/ quality	Russies/ Russian Black Sea 12.50%	Australian Adelaide 11.50%	Australiaanse/ Australian Adelaide Mout/Malting																																																		
		\$/t	\$/t	\$/t	\$/t	\$/t	\$/t	\$/t																																																		
Internasionale VAB pryse	a	435.00	424.00	419.00	348.00	320.00	362.00	352.00	International FOB prices																																																	
Vraggeld	b	41.00	41.00	39.00	37.00	47.00	32.00	33.00	Freight Rates																																																	
Assuransie (0.3% van VAB)		1.31	1.27	1.26	1.04	0.96	1.09	1.06	Insurance (0.3% of FOB)																																																	
1 KOSTE, ASSURANSIE EN VRAG (KAV) \$/T		477.31	466.27	459.26	386.04	367.96	395.09	386.06	1 COST, INSURANCE AND FREIGHT (CIF) \$/T																																																	
<i>Omskakel na R/t</i>									<i>Converted to R/t</i>																																																	
R/\$ Wisselkoers op: 2022/11/15	c	17.2350	17.2350	17.2350	17.2350	17.2350	17.2350	17.2350	R/\$ Exchange rate on: 2022/11/15																																																	
2 KOSTE, ASSURANSIE EN VRAG (KAV) R/t		8 226.44	8 036.16	7 915.35	6 653.40	6 341.79	6 809.38	6 653.74	2 COST, INSURANCE AND FREIGHT (CIF) R/t																																																	
Finansieringskoste	d	65.92	64.40	63.43	53.32	50.82	54.57	53.32	Financing cost																																																	
3 KOSTE, ASSURANSIE, VRAG EN FINANSIERING R/t		8 292.36	8 100.56	7 978.78	6 706.72	6 392.61	6 863.95	6 707.06	3 COST, INSURANCE, FREIGHT AND FINANCING R/t																																																	
Aflaaiikoste	e, f								Discharging cost																																																	
3.1 Kaapstad (Hoofsaaklik kaaihyskraan metode)		231.94	231.94	231.94	231.94	231.94	231.94	231.94	3.1 Cape Town (Mainly shore cranes method)																																																	
3.2 Durban (Hoofsaaklik suig-in-silo metode)		219.30	219.30	219.30	219.30	219.30	219.30	219.30	3.2 Durban (Mainly suction into silo method)																																																	
Invoertarif	g	0.00	0.00	0.00	0.00	0.00	0.00	0.00	Import Tariff																																																	
4 VRY OP SPOOR (VOS) R/t									4 FREE ON RAIL (FOR) R/t																																																	
4.1 Kaapstadhawe		8 524.30	8 332.50	8 210.72	6 938.66	6 624.55	7 095.89	6 939.00	4.1 Cape Town Harbour																																																	
4.2 Durbanhawe		8 511.66	8 319.86	8 198.08	6 926.02	6 611.91	7 083.25	6 926.36	4.2 Durban Harbour																																																	
Spoorvragkoste	h								Railage cost																																																	
- Kaapstad na Paarl		113.77	113.77	113.77	113.77	113.77	113.77	n/a	- Cape Town to Paarl																																																	
- Durban na Randfontein		263.25	263.25	263.25	263.25	263.25	263.25	263.25	- Durban to Randfontein																																																	
5 GELEWER:									5 DELIVERED:																																																	
- Kaapstad na Paarl R/ton		8 638.07	8 446.27	8 324.49	7 052.43	6 738.32	7 209.66	n/a	- Cape Town to Paarl R/ton																																																	
- Durban na Randfontein R/ton		8 774.91	8 583.11	8 461.33	7 189.27	6 875.16	7 346.50	7 189.61	- Durban to Randfontein R/ton																																																	
<p>Notas/Notes: 2022/11/15</p> <p>a Bron van pryse en vraggeld : IGC GMI Source of prices and freight rates: IGC GMI</p> <table border="1"> <thead> <tr> <th>Termyn / Term</th> <th>VAB/FOB US\$/ton</th> <th>Vraggeld / Freight Rate: US\$/ton</th> <th>Gars/Barley = US\$ + 1</th> <th>Gars/Barley = US\$ + 1</th> </tr> </thead> <tbody> <tr> <td>Des/Dec 2022</td> <td>435.00</td> <td>VSA/USA (Golf / Gulf) 41.00</td> <td></td> <td></td> </tr> <tr> <td>Des/Dec 2022</td> <td>424.00</td> <td>Argentinië / Argentina (Upriver) 39.00</td> <td></td> <td></td> </tr> <tr> <td>Nov 2022</td> <td>419.00</td> <td>EU (Rouen) 37.00</td> <td>1.00</td> <td>38.00</td> </tr> <tr> <td>Nov 2022</td> <td>348.00</td> <td>Australië / Australia (Kwinana) 32.00</td> <td>1.00</td> <td>33.00</td> </tr> <tr> <td>Des/Dec 2022</td> <td>320.00</td> <td>Rusland/Russia (Novorossiysk) 47.00</td> <td></td> <td></td> </tr> <tr> <td>Des/Dec 2022</td> <td>362.00</td> <td></td> <td></td> <td></td> </tr> <tr> <td>Des/Dec 2022</td> <td>352.00</td> <td></td> <td></td> <td></td> </tr> </tbody> </table> <p>b Vraggeld: bereken vir vragte van +/- 20 000 - 30 000t. / Freight rates: calculated for freights of +/- 20 000 - 30 000t.</p> <p>c Reservebank / Reserve Bank</p> <p>d Finansieringskoste: 30 000t @ KAV @ primakoers vir 30 dae. Bron/Source: SARB 9.75% 2022/09/23 Financing cost: 30 000t @ CIF @ prime rate for 30 days.</p> <p>e Aflaaiikoste / Discharging cost (R/ton): Bron / Source: Mainport Africa Shipping</p> <table border="1"> <thead> <tr> <th></th> <th>Koring/Wheat:</th> <th>Gars/Barley:</th> </tr> </thead> <tbody> <tr> <td>Kaapstad /</td> <td>231.94</td> <td>231.94</td> </tr> <tr> <td>Durban:</td> <td>219.30</td> <td>219.30</td> </tr> </tbody> </table> <p>f Ingesluit: Kaai, hantering, kaaitoesig, agente/dokumentasie, logistiek & opnames (inspeksie van skeepsvrag). Included: Wharfage, handling, wharf supervision, agent/documentation, logistic & survey (inspection of shipload). Uitgesluit: Gesondheidsinspeksie-, skeepagentskapfooi, strooktoetsingsfooi vir GMO, opbergingskoste asook BTW en invoerbelasting. Excluded: Health inspection fee, Ship agency fee, strip testing fees for GMO, storage costs as well as VAT and import duty. N.B: Slegs 'n aanduiding, aangesien koste van opname beding kan word / N.B: Indication only, as cost of survey can be negotiated.</p> <p>g Invoertarif / Import Tariff: Koring/Wheat = Vry/Free Gars/Barley = Vry/Free</p> <p>h Neem asb. kennis van verandering in Spoornet se standaard spoorvrag op 1 April 2022 soos volg: Kaapstad na Paarl R113.77 en Durban na Randfontein R263.25. Please note the change on 1 April 2022, in Spoornet's standard railage cost as follows: Cape Town to Paarl R113.77 and Durban to Randfontein R263.25.</p>										Termyn / Term	VAB/FOB US\$/ton	Vraggeld / Freight Rate: US\$/ton	Gars/Barley = US\$ + 1	Gars/Barley = US\$ + 1	Des/Dec 2022	435.00	VSA/USA (Golf / Gulf) 41.00			Des/Dec 2022	424.00	Argentinië / Argentina (Upriver) 39.00			Nov 2022	419.00	EU (Rouen) 37.00	1.00	38.00	Nov 2022	348.00	Australië / Australia (Kwinana) 32.00	1.00	33.00	Des/Dec 2022	320.00	Rusland/Russia (Novorossiysk) 47.00			Des/Dec 2022	362.00				Des/Dec 2022	352.00					Koring/Wheat:	Gars/Barley:	Kaapstad /	231.94	231.94	Durban:	219.30	219.30
Termyn / Term	VAB/FOB US\$/ton	Vraggeld / Freight Rate: US\$/ton	Gars/Barley = US\$ + 1	Gars/Barley = US\$ + 1																																																						
Des/Dec 2022	435.00	VSA/USA (Golf / Gulf) 41.00																																																								
Des/Dec 2022	424.00	Argentinië / Argentina (Upriver) 39.00																																																								
Nov 2022	419.00	EU (Rouen) 37.00	1.00	38.00																																																						
Nov 2022	348.00	Australië / Australia (Kwinana) 32.00	1.00	33.00																																																						
Des/Dec 2022	320.00	Rusland/Russia (Novorossiysk) 47.00																																																								
Des/Dec 2022	362.00																																																									
Des/Dec 2022	352.00																																																									
	Koring/Wheat:	Gars/Barley:																																																								
Kaapstad /	231.94	231.94																																																								
Durban:	219.30	219.30																																																								

10. IMPORT PARITY PRICES – OIL SEEDS (b)(c)(f)(g)

10. INVOERPARITEITPRYSE - OLIESADE (b)(c)(f)(g)

INVOERPARITEITPRYSE VAN OLIESADE (BTW UITGESLT) SOOS OP		2022/11/15								IMPORT PARITY PRICES OF OIL SEEDS (VAT EXCL) AS ON	
ITEM	Nota/ Note	Sojabone/ Soybeans	Sojabone/ Soybeans	Sojabone/ Soybeans	Sonneblom/ Sunflower EU	Sonneblom/ Sunflower	Canola	Grondbone/ Groundnuts	Grondbone/ Groundnuts	ITEM	
		VSA/ USA Golf/Gulf	Argentynse/ Argentine Up River	Brazilië/ Brazil Paranagua	Fransé/ French Bordeaux	Swart See / Black Sea	Kanadese/ Canadian Vancouver	Argentynse/ Argentine Raw Runners 40/50	VSA/ USA Raw Runners 40/50		
Internasionale VAB pryse	a	\$/t	\$/t	\$/t	\$/t	\$/t	\$/t	\$/t	\$/t	International FOB prices	
Vraggeld	b	614.00	611.00	627.00	729.00	590.00	719.00	1509.00	1529.00	Freight Rates	
Assuransie (0.3% van VAB)		41.00	39.00	31.00	37.00	47.00	45.00	110.00	41.00	Insurance (0.3% of FOB)	
1 KOSTE, ASSURANSIE EN VRAG (KAV) \$/T		1.84	1.83	1.88	2.19	1.77	2.16	4.53	4.59	1 COST, INSURANCE AND FREIGHT (CIF) \$/T	
<i>Omskakel na R/t</i>		656.84	651.83	659.88	768.19	638.77	766.16	1623.53	1574.59	<i>Converted to R/t</i>	
R/\$ Wisselkoers op: 2022/11/15	c	17.2350	17.2350	17.2350	17.2350	17.2350	17.2350	17.2350	17.2350	R/\$ Exchange rate on: 2022/11/15	
2 KOSTE, ASSURANSIE EN VRAG (KAV) R/t		R/t	R/t	R/t	R/t	R/t	R/t	R/t	R/t	2 COST, INSURANCE AND FREIGHT (CIF) R/t	
		11320.64	11234.29	11373.03	13239.75	11009.20	13204.77	27981.54	27138.06		
Finansieringskoste	d	90.72	90.03	91.14	106.10	88.22	105.82	224.24	217.48	Financing cost	
3 KOSTE, ASSURANSIE, VRAG EN FINANSIERING R/t		11411.36	11324.32	11464.17	13345.85	11097.42	13310.59	28205.78	27355.54	3 COST, INSURANCE, FREIGHT AND FINANCING R/t	
Aflaakoste: Durban	e, f	219.30	219.30	219.30	235.35	235.35	219.30	655.09	655.09	Discharging cost: Durban	
Invoertarief: (Vancouver)	g	846.58	842.45	864.51	0.00	0.00	1239.20	2600.76	2635.23	Import Tariff.	
4 VRY OP SPOOR (VOS) R/t Durban		12477.24	12386.07	12547.98	13581.20	11332.77	14769.09	31461.63	30645.86	4 FREE ON RAIL (FOR) R/t Durban	
Spoorvragkoste	h									Railage cost	
- Durban na Randfontein		263.25	263.25	263.25	263.25	263.25	263.25	-	-	- Durban to Randfontein	
5 GELEWER:										5 DELIVERED:	
- Durban na Randfontein R/ton		12740.49	12649.32	12811.23	13844.45	11596.02	15032.34	-	-	- Durban to Randfontein R/ton	

Notas/Notes:

a Bron van pryse en vraggeld / Source of prices and freight rates : IGC (GM), Geogalos Peanut World & Oilworld
2022/11/15

Termyn / Term	US\$/ton (VAB/FOB)	Vraggeld/Freight Rate:	US\$/ton
Sojabone/Soybeans: VSA/USA (Golf/Gulf)	Des/Dec 2022 614.00	US Golf / Gulf	41.00
Sojabone/Soybeans: Argentinië/Argentina (Up River)	Nov 2022 611.00	Argentinië / Argentina	39.00
Sojabone/Soybeans: Brazilië/Brazil (Paranagua)	Des/Dec 2022 627.00	Brazilië/Brazil (Santos)	31.00
Sonneblom/Sunflower: EU Frankryk/France (Bordeaux)	Nov 2022 729.00	EU (Rouen)	37.00
Sonneblom/Sunflower: Swart See/Black Sea	Des/Dec 2022 590.00	Kanada/Canada (St Lawrence)	45.00
Canola: Kanada/Canada (Vancouver)	Des/Dec 2022 719.00	Rusland / Russia (Novorossiysk)	47.00
Grondbone/Groundnuts: Argentinië/Argentina (Raw Runner 40/50)	Des/Dec 2022 1509.00	Grondbone/Groundnuts (ARG)	110.00
Grondbone/Groundnuts: VSA/USA (Runners 40/50)	Des/Dec 2022 1529.00		

b Vraggeld: bereken vir vragte van +/- 20 000 - 30 000t. / Freight rates: calculated for freights of +/- 20 000 - 30 000t.

c Reserwebank / Reservebank

d Finansieringskoste: 30 000t @ KAV @ primakoers vir 30 dae. Bron/Source: SARB 9.75% 2022/09/23
Financing cost: 30 000t @ CIF @ prime rate for 30 days.

e Aflaakoste / Discharging costs (R/ton):

	Sojabone/ Soybeans	Sonneblom/ Sunflower	Canola	Grondbone/ Groundnuts
Bron / Source: Mainport Africa Shipping	Durban: 219.30	235.35	219.3	655.09

f Aflaakoste / Discharging fees:

Ingesluit: Kaaigelde, hantering, kaaitoetsing, agente/dokumentasie, logistiek & opnames (inspeksie van skeepsvrag) / Included: Wharfage, handling, wharf supervision, agent/documentation, logistic & survey (inspection of shipload).

Uitgesluit: Gesondheidsinspeksie-, skeepagentskapfooi, strooktoetsingsfooi vir GMO, opbergingskoste asook BTW en invoerbelasting / Excluded: Health inspection fee, Ship agency fee, strip testing fees for GMO, storage costs as well as VAT and import duty.

N.B: Slegs 'n aanduiding, aangesien koste van opname beding kan word / N.B: Indication only, as cost of survey can be negotiated.

g Invoertarief / Import Tariff:

Sojabone/Soybeans = 8% op VAB / on FOB
Sonneblom/Sunflower = Vry / Free
Canola = 10% op VAB / on FOB
Grondbone/Groundnuts = 10% op VAB / on FOB

h Neem asb. kennis van die verandering in Spoornet se standaard spoorvrag op 1 April 2022, na R263.25.

Please note the change on 1 April 2022 in Spoornet's standard railage cost to R263.25.

i Kwotasies is k.a.v. pryse. VAB pryse dus berekende pryse (kav minus vraggeld) / Quotes are c.i.f. prices. FOB prices are therefore calculated prices (cif minus freight rates).

11. EXPORT PARITY PRICES (b)(c)

11. UITVOERPARITEITPRYSE (b)(c)

INDICATIVE EXPORT PARITY PRICES AS ON		2022/11/15				AANDUIDENDE UITVOERPARITEITSPRYSE SOOS OP
	US No3Y Maize/ Mielies Gulfi/Golf (b)	US HRW Wheat/Koring Gulfi/Golf (b)	US DNS 14% Wheat/Koring PNW (b)	Argentine Raw Runner 40/50 Groundnuts/ Grondbone (f)		Hierdie is slegs 'n voorbeeld van hoe 'n uitvoerpariteitsprys bereken kan word - dit kan varieer volgens behoefte
	Dec/Des 2022	Dec/Des 2022	Dec/Des 2022	Dec/Des 2022		
FOB Gulf value (\$/t)	335.00	435.00	424.00	1 509.00		VAB Golfwaarde (\$/t)
Difference in quality and locality of SA ¹ Maize: Plus US\$10 (\$/t)	\$10.00					¹ Kwaliteits- en liggingsverskil van SA Mielies: Plus VSA\$10 (\$/t)
Groundnuts: Less 3,5% of fob value				96,5%		Grondbone: Min 3,5% van vab waarde
SA fob price (\$/t)	345.00	435.00	424.00	1 456.19		SA vab prys (\$/t)
Exchange rate (1\$=): (2022/11/15) ²	17.2350	17.2350	17.2350	17.2350		² Wisselkoers (1\$=): (2022/11/15)
FOB Gulf value (R/t)	5 946.08	7 497.23	7 307.64	25 097.43		VAB Golfwaarde (R/t)
Marketing costs:						Bemerkings koste:
Financing (Prime rate 9.75% - 30 days) (R/t)	47.65	60.08	58.56	201.12		Finansieringskoste (Primakoers 9.75% - 30 dae) (R/t)
Railage: ³						³ Spoorvrage:
Randfontein – Durban harbour	263.25	263.25	263.25	-		Randfontein – Durbanhawe
Loading costs: (R/t) ⁴						⁴ Oplaai-koste: (R/t)
Durban Harbour (Mainly spout method)	226.14	230.00	230.00	620.69		Durbanhawe (Hoofsaaklik tregger metode)
EXPORT REALISATION (R/t):						UITVOER REALISASIE (R/t):
Randfontein	5 409.04	6 943.90	6 755.83	24 275.62		Randfontein

Difference in quality and locality of SA:
As from 14 June 2012, the discount/rebate will no longer be used to calculate the export parity price on US HRW and a new calculation will be added for US DNS, also without the discount/rebate.

Reserve Bank

Railage costs: Received from Transnet

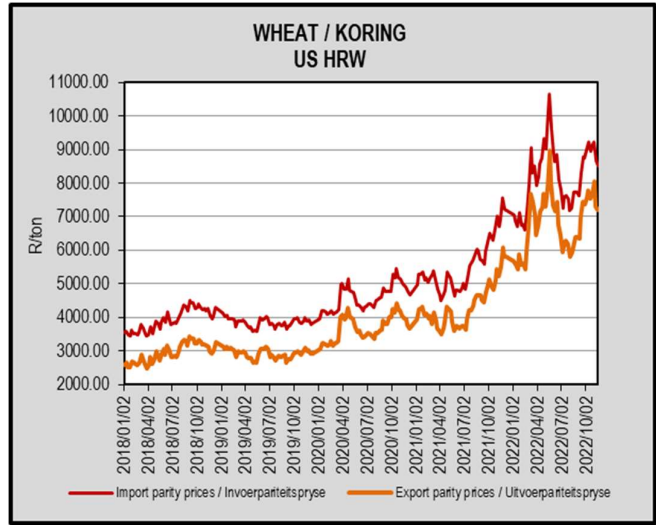
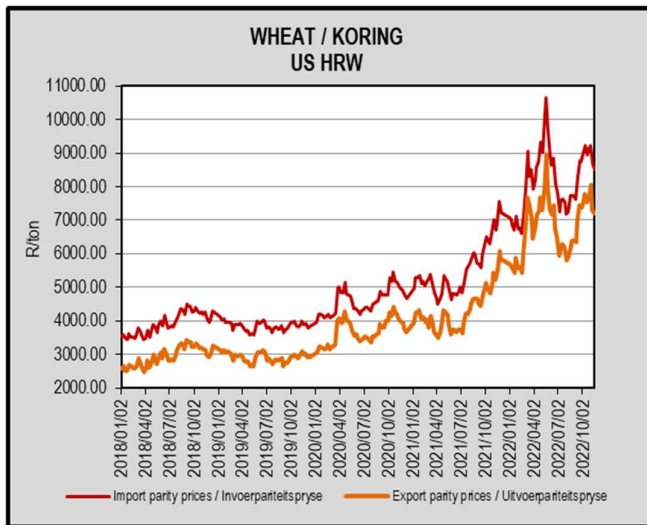
Loading costs, received from Mainport Africa Shipping:
Included: Cargo dues, handling, wharf supervision, agency/documentation, logistics & surveys (inspection of cargo).
Excluded: Ship agent fees, health & PPECB inspections, storage facility & transport costs to storage facility, VAT & duties.

Kwaliteits- en liggingsverskil van SA:
Vanaf 14 Junie 2012 sal die diskonto/premie nie meer gebruik word by die berekening van die uitvoerpariteitsprys van US HRW nie en 'n nuwe berekening word nou vir US DNS gedoen, ook sonder diskonto/premie.

Reserwebank

Spoorvrage koste: Ontvang van Transnet

Oplaai-koste, ontvang van Mainport Africa Shipping:
Ingesluit: Kaai-gelde, hantering, kaaitoetsig, agente/dokumentasie, logistiek & opnames (inspeksie van skeepsvrags).
Uitgesluit: Skeepsvragskaps-, inspeksie-, obergangs- en vervoerkoste na obergangsfasiliteit, BTW & invoerbelasting.



Sources / Bronne:

- (a) = Safex; (b) = International Grains Council; (c) = SARB;
 - (d) = CBOT; (e) = KCBT; (f) = Oil World; (g) = Georgalos Peanut World
- * Formula according to ITAC (International Trade Administration Commission of South Africa)/
Formule volgens ITAC (International Trade Administration Commission of South Africa)

Bernard Schultz
General Manager / Hoofbestuurder

Indemnity/Vrywaring: Although everything has been done to ensure the accuracy of the information, neither SAGIS nor any of its directors or employees takes any responsibility for actions or losses that might occur as a result of the usage of this information. / Alhoewel alles gedoen is om te verseker dat die inligting korrek is, aanvaar nie SAGIS of enige van sy direkteure of werknemers verantwoordelikheid vir enige aksies of verliese as gevolg van die inligting wat gebruik is nie.