

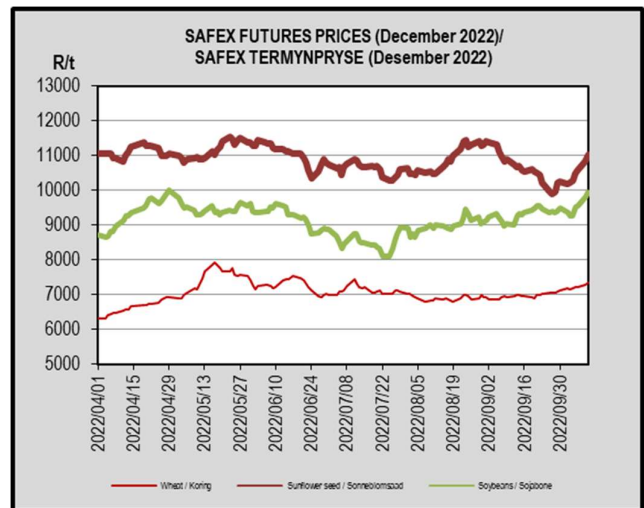
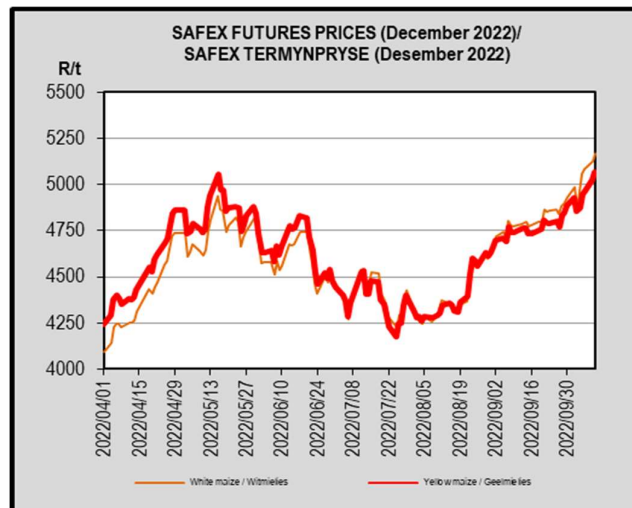
SAGIS WEEKLY BULLETIN / SAGIS WEEKLIKSE BULLETIN

| | |
|---|---|
| 1. PRODUCER DELIVERIES: | 1. PRODUSENTELEWERINGS: |
| http://www.sagis.org.za/weekly_prod_deliveries.html | |
| 2. IMPORTS, EXPORTS & MAIZE INTENTIONS: | 2. INVOERE, UITVOERE & MIELIE INTENSIES: |
| http://www.sagis.org.za/weekly_imp-exp.html | |

3. DOMESTIC PRICES PER SAFEX (R/t)(a)

3. PLAASLIKE PRYSE VOLGENS SAFEX (R/t)(a)

| Commodity | Future Prices / Termynpryse (2022/10/18) R/ton | | | | | Kommoditeit |
|--------------|--|-----------|-----------|-----------|-----------|-------------|
| | Oct-22 | Dec-22 | Mar-23 | May-23 | Jul-23 | |
| White maize | 5 108.00 | 5 158.00 | 5 136.00 | 4 815.00 | 4 772.00 | Witmielies |
| Yellow maize | 4 995.00 | 5 072.00 | 5 046.00 | 4 705.00 | 4 696.00 | Geelmielies |
| Wheat | 7 310.00 | 7 373.00 | 7 511.00 | 7 545.00 | 7 563.00 | Koring |
| Sunflower | 10 750.00 | 10 855.00 | 10 700.00 | 10 076.00 | 10 159.00 | Sonneblom |
| Soybeans | 10 136.00 | 10 253.00 | 9 919.00 | 8 870.00 | 9 033.00 | Sojabone |



Directors/Direkteure:

Binnion C (Mr/Mnr), Boshoff JDW (Mr/Mnr), Briedenhann E (Dr) (Chairperson/Voorsitter), Groothof WJ (Mr/Mnr), Lemmer WJ (Mr/Mnr), Mohane HT (Mr/Mnr), Ngejane Z (Mr/Mnr), Schoonwinkel BC (Mr/Mnr) (Vice-Chairperson/Ondervoorsitter)
Beets D (Mr/Mnr), Küssel RJ (Mr/Mnr), Mathews DJM (Mr/Mnr), PR Taljaard (Dr)
Schultz B (Mr/Mnr)

**Alternate Directors/Alternatiewe Direkteure:
General Manager/Hoofbestuurder:**

4. IMPORT TARIFF ON MAIZE & WHEAT (b)(c)*

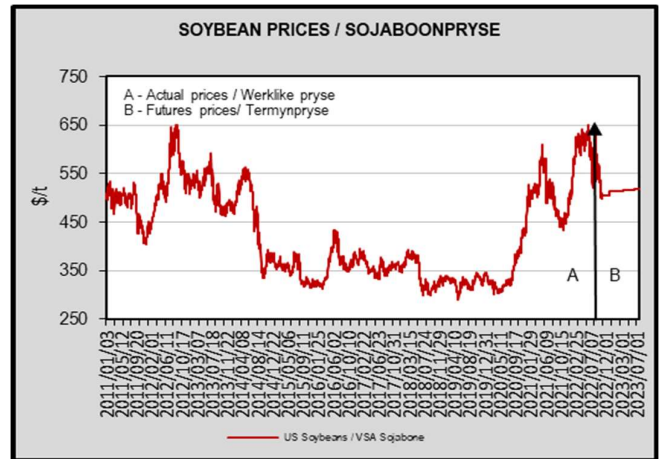
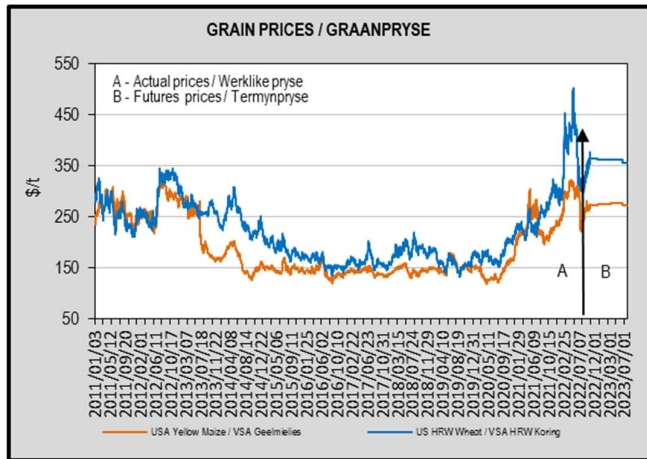
http://www.sagis.org.za/import_tariffs.html

4. INVOERTARIEF OP MIELIES & KORING (b)(c)*

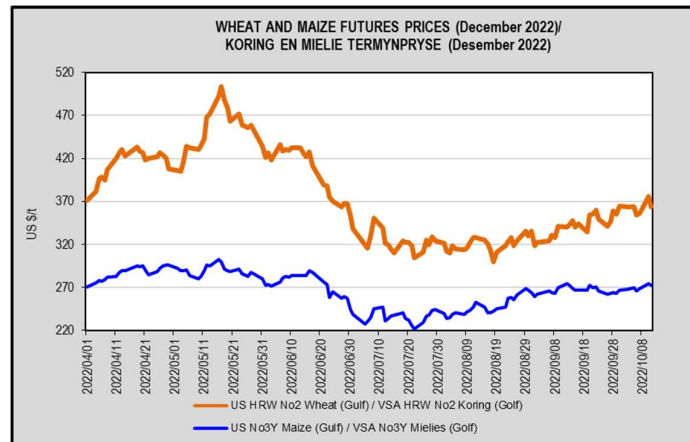
5. PRICES – INTERNATIONAL (US\$/t)

5. PRYSE - INTERNASIONAAL (VSA\$/t)

| FOB (US\$/t) | Export Quotations/ Uitvoerkwotasie (b)(f)(g) | | | | VAB (VSA\$/t) |
|--|---|------------|------------|------------|---------------------------------------|
| | 2022/10/18 | 2022/10/11 | 2022/10/04 | 2022/09/27 | |
| US No 2 HRW Wheat (Gulf) | 435.00 | 447.00 | 444.00 | 427.00 | VSA No 2 HRW Koring (Golf) |
| US DNS Wheat 14% PNW | 439.00 | 445.00 | 443.00 | 427.00 | VSA DNS Koring 14% PNW |
| Argentine Wheat (Up River) | 420.00 | 433.00 | 418.00 | 407.00 | Argentynse Koring (Up River) |
| EU (France) Wheat (grade 1) | 337.00 | 353.00 | 354.00 | 338.00 | EU (Frankryk) Koring (graad 1) |
| EU (Germany) B Quality Wheat | 343.00 | 360.00 | 362.00 | 346.00 | EU (Duitsland) B Kwaliteit Koring |
| Russia Milling 12.5% | 325.00 | 327.00 | 327.00 | 325.00 | Swart See Maalkoring |
| Australia ASW 11.5% (Adelaide) | 352.00 | 352.00 | 343.00 | 332.00 | Australië ASW 11.5% (Adelaide) |
| Australia APW 10% (Adelaide) | 383.00 | 383.00 | 374.00 | 361.00 | Australië APW 10% (Adelaide) |
| US No 3Y Maize (Gulf) | 355.00 | 352.00 | 332.00 | 321.00 | VSA No3Y Mielies (Golf) |
| Argentine Maize (Up River) | 310.00 | 310.00 | 306.00 | 290.00 | Argentynse Mielies (Up River) |
| US Sorghum (Gulf) | 370.00 | 367.00 | 371.00 | 377.00 | VSA Sorghum (Golf) |
| Argentine Sorghum (Up River) | 285.00 | 285.00 | 285.00 | 285.00 | Argentynse Sorghum (Up River) |
| US Soybeans (Gulf) | 594.00 | 588.00 | 580.00 | 589.00 | VSA Sojabone (Gulf) |
| Argentine Soybeans (Up River) | 585.00 | 579.00 | 574.00 | 565.00 | Argentynse Sojabone (Up River) |
| Canadian Canola | 672.00 | 674.00 | 679.00 | 652.00 | Kanadese Canola |
| Argentine Groundnuts Runners 40/50 | 1 506.00 | 1 505.00 | 1 506.00 | 1 507.00 | Argentynse Grondbone 40/50 Runners |
| US Groundnuts Runners 40/50 shelled | 1 506.00 | 1 505.00 | 1 506.00 | 1 507.00 | VSA Grondbone 40/50 Runners uitgedop |
| Australian Malting Barley (Commander Malt) | 308.00 | 311.00 | 308.00 | 304.00 | Australiese Moutgars (Commander Mout) |



| Commodity | Futures prices (US\$/t) / Termynpryse (VSA\$/t) (d)(e) (2022/10/18) | | | | | | Kommoditeit |
|---------------------|---|--------|--------|--------|--------|--------|---------------------|
| | Dec-22 | Mar-23 | May-23 | Jul-23 | Sep-23 | Dec-23 | |
| US No3 Yellow maize | 268.10 | 270.46 | 270.70 | 268.33 | 249.83 | 244.71 | VSA No3 Geelmielies |
| US No2 HRW wheat | 347.00 | 346.27 | 345.61 | 343.18 | 342.15 | 342.89 | VSA No2 HRW koring |
| US Soybeans | n/a | 510.74 | 513.46 | 514.63 | 498.69 | n/a | VSA Sojabone |



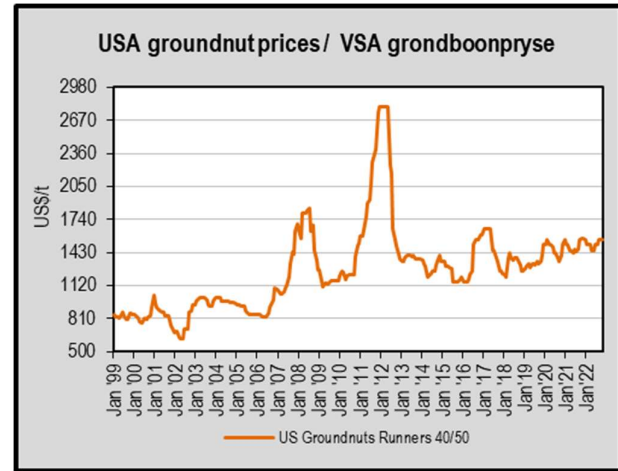
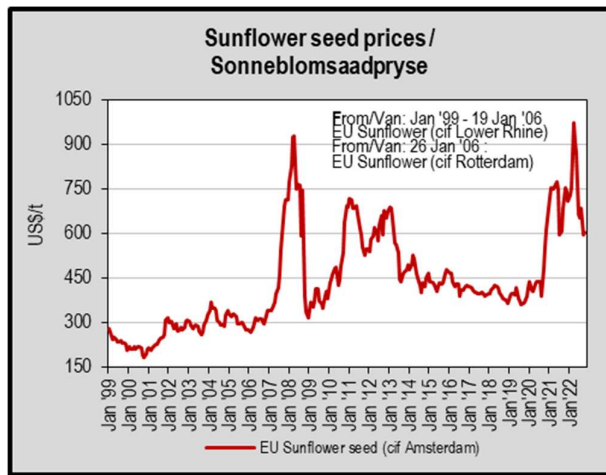
6. LOWEST REPRESENTATIVE ASKING PRICES
(US\$/t)(f)(g)(Prices of previous week)

6. LAAGSTE VERTEENWOORDIGENDE PRYSE GEVRA
(Pryse van vorige week)(VSA\$/t)(f)(g)

| US\$/t | 2022/10/12 | 2022/10/06 | Change/ Verandering | VSA\$/t |
|--------------------------------------|------------|------------|------------------------|--------------------------------------|
| Soybeans, USA, c.i.f. Rotterdam | 611 | 606 | 0.8 | Sojabone, VSA, k.a.v. Rotterdam |
| Groundnuts, USA Runners 40/50* | 1 550 | 1 550 | 0.0 | Grondbone, VSA Runners 40/50* |
| Groundnuts, Argentine Runners 40/50* | 1 550 | 1 550 | 0.0 | Grondbone, Argentynse Runners 40/50* |
| Sunflower seed, EU c.i.f. Amsterdam | 610 | 605 | 0.8 | Sonneblomsaad, EU k.a.v. Amsterdam |
| Sunflower seed, fob Black Sea | 570 | 565 | 0.9 | Sonneblomsaad, Swart See |
| Sunflower-oil, EU (fob) N.W. Europe | 1 360 | 1 350 | 0.7 | Sonneblom-olie, EU (vab) N.W. Eur. |
| Rapeseed, Europe, 00, c.i.f. Hamburg | 613 | 615 | -0.3 | Raapsaad, Europa, 00, k.a.v. Hamburg |

* Shelled, c.i.f. Rotterdam

* Uitgedop k a v Rotterdam



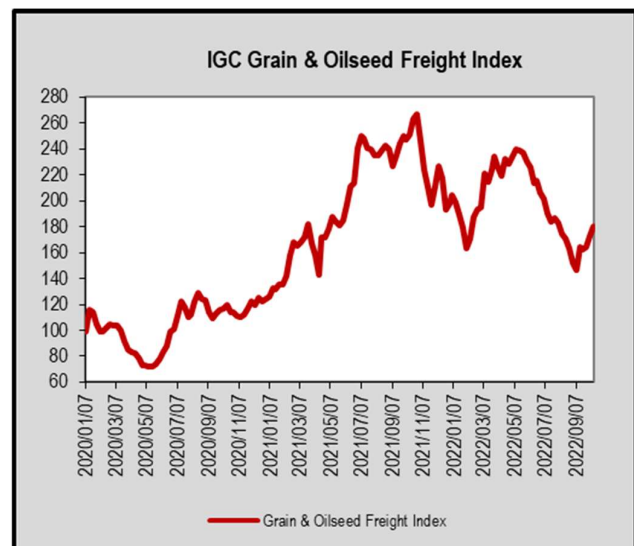
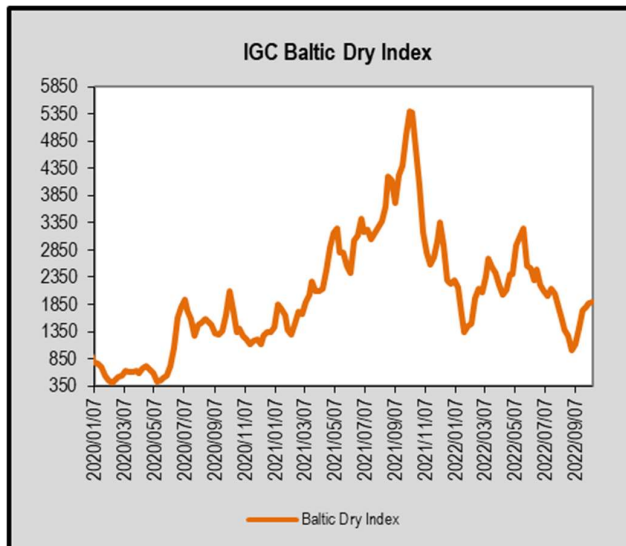
7. IGC FREIGHT INDICES (b) *

7. IGC VRAG INDEKSE (b)*

| | IGC FREIGHT INDICES / IGC VRAG INDEKSE | | | | | | |
|---------------------------------|--|------------|------------|------------|------------|------------|-------------------------------|
| | 2022/09/13 | 2022/09/20 | 2022/09/27 | 2022/10/04 | 2022/10/11 | 2022/10/18 | |
| Baltic Dry Index | 1 408 | 1 729 | 1 807 | 1 865 | 1 904 | 1 875 | Baltiese Droë Indeks |
| Grain & Oilseeds Freight Index* | 164 | 162 | 164 | 173 | 180 | 174 | Graan & Oliesade Vrag Indeks* |

* IGC's Grain & Oilseeds Freight Index (GOFI) - covers 68 routes. The first week of January 2013 is taken as the index base of 100.

* IGC se Graan & Oliesade Vrag Indeks (GOVI) - verteenwoordig 68 roetes. Die eerste week van Januarie 2013 word gebruik as die indeks basis van 100.



8. IMPORT PARITY PRICES – SUMMER GRAINS (b)(c)

8. INVOERPARITEITPRYSE - SOMERGRANE (b)(c)

| INVOERPARITEITPRYSE VAN SOMERGRANE (BTW UITGESLT) SOOS OP | | | 2022/10/18 | | IMPORT PARITY PRICES OF SUMMER GRAINS (VAT EXCL) AS ON | | |
|---|-----------------|----------------------------------|--------------------------------------|--------------------------|--|--|--|
| ITEM | Nota/ Note | Mielies/Maize | Mielies/Maize | Sorghum | Sorghum | Sorghum | ITEM |
| | | VSA/ USA Golf/Gulf (no.3Y) | Argentynse/ Argentina Up River | VSA/ USA Golf/Gulf | Argentynse/ Argentina Up River | Australiese/ Australian Brisbane | |
| | | \$/t | \$/t | \$/t | \$/t | \$/t | |
| Internasionale VAB pryse | a | 355.00 | 310.00 | 370.00 | 285.00 | 295.00 | International FOB prices |
| Vraggeld | b | 44.00 | 42.00 | 44.00 | 42.00 | 41.00 | Freight Rates |
| Assuransie (0.3% van VAB) | | 1.07 | 0.93 | 1.11 | 0.86 | 0.89 | Insurance (0.3% of FOB) |
| 1 KOSTE, ASSURANSIE EN VRAG (KAV) \$/T | | 400.07 | 352.93 | 415.11 | 327.86 | 336.89 | 1 COST, INSURANCE AND FREIGHT (CIF) \$/T |
| R/\$ Wisselkoers op: 2022/10/18 | Omskakel na R/t | | | | | | Converted to R/t |
| 2 KOSTE, ASSURANSIE EN VRAG (KAV) R/t | c | 18.0170 | 18.0170 | 18.0170 | 18.0170 | 18.0170 | 2 COST, INSURANCE AND FREIGHT (CIF) R/t |
| Finansieringskoste | d | 57.76 | 50.96 | 59.93 | 47.34 | 48.64 | Financing cost |
| 3 KOSTE, ASSURANSIE, VRAG EN FINANSIERING R/t | | 7 265.82 | 6 409.70 | 7 538.97 | 5 954.39 | 6 118.39 | 3 COST, INSURANCE, FREIGHT AND FINANCING R/t |
| Alfaakoste: | e, f | | | | | | Discharging cost: |
| - Kaapstad | | 231.94 | 231.94 | n/a | n/a | n/a | - Cape Town |
| - Durban | | 219.30 | 219.30 | 219.30 | 219.30 | 219.30 | - Durban |
| Invoertarif | g | 0.00 | 0.00 | 199.99 | 154.05 | 159.45 | Import Tariff |
| 4 VRY OP SPOOR (VOS) R/t | | | | | | | 4 FREE ON RAIL (FOR) R/t |
| - Kaapstad | | 7 497.76 | 6 641.64 | n/a | n/a | n/a | - Cape Town |
| - Durban | | 7 485.12 | 6 629.00 | 7 738.96 | 6 108.44 | 6 277.84 | - Durban |
| Spoorvragkoste | h | | | | | | Railage cost |
| - Durban na Randfontein | | 263.25 | 263.25 | 263.25 | 263.25 | 263.25 | - Durban to Randfontein |
| 5 GELEWER: | | | | | | | 5 DELIVERED: |
| - Durban na Randfontein R/ton | | 7 748.37 | 6 892.25 | 8 002.21 | 6 371.69 | 6 541.09 | - Durban to Randfontein R/ton |

Notas/Notes:

a Bron van pryse en vraggeld : IGC GMI 2022/10/18
Source of prices and freight rates: IGC GMI

| Termyne / Term | US\$/ton (VAB/FOB) | Vraggeld/Freight Rate: | US\$/ton |
|----------------|--------------------|---------------------------------|----------|
| Nov 2022 | 355.00 | US Golf / Gulf | 44.00 |
| Ok/Nov 2022 | 310.00 | Argentinië / Argentina | 42.00 |
| Nov 2022 | 370.00 | Australië/Australia (Fremantle) | 41.00 |
| Nov 2022 | 285.00 | | |
| Nov 2022 | 295.00 | | |

Mielies/Maize: VSA/USA (Golf/Gulf No.3Y)
Mielies/Maize: Argentinië/Argentina (Up River)
Sorghum: VSA/USA (Golf / Gulf Milo)
Sorghum: Argentinië/Argentina (Up River)
Sorghum: Australië/Australia (Brisbane)

b Vraggeld: bereken vir vragte van +/- 20 000 - 30 000t. / Freight rates: calculated for freights of +/- 20 000 - 30 000t.

c Reservebank / Reserve Bank

d Finansieringskoste: 30 000t @ KAV @ primakoers vir 30 dae. Bron/Source: SARB 9.75% 2022/09/23
Financing cost: 30 000t @ CIF @ prime rate for 30 days.

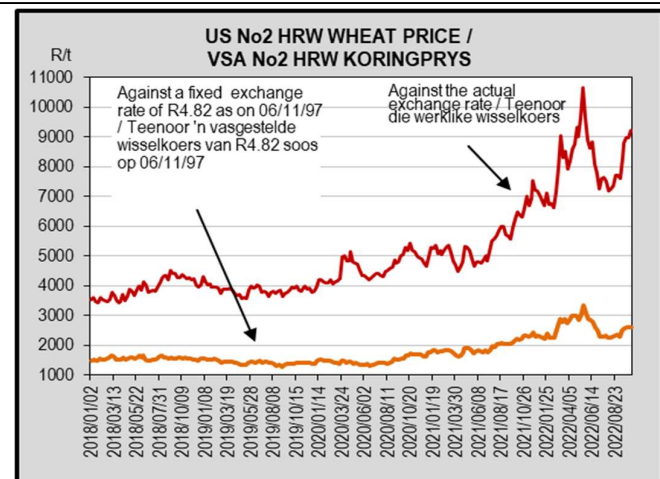
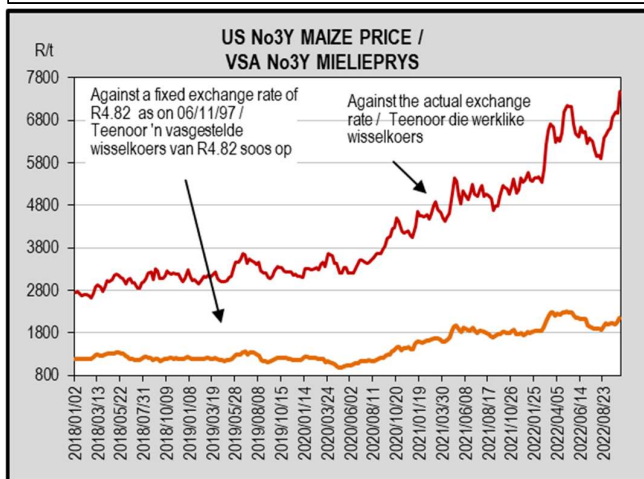
| | Mielies/Maize: | Sorghum |
|-----------------------|----------------|---------|
| Kaapstad / Cape Town: | 231.94 | n/a |
| Durban: | 219.30 | 219.30 |

e Alfaakoste / Discharging costs (R/ton):
Bron / Source: Mainport Africa Shipping

f Ingesluit: Kaaigelde, hantering, kaaibesig, agente/dokumentasie, logistiek & opnames (inspeksie van skeepsvrag) / Included: Wharfage, handling, wharf supervision, agent/documentation, logistic & survey (inspection of shipload).
Uitgesluit: Gesondheidsinspeksie-, skeepagentskapfooi, strookbetsingsfooi vir GMO, opbergingskoste asook BTW en invoerbelasting / Excluded: Health inspection fee, Ship agency fee, strip testing fees for GMO, storage costs as well as VAT and import duty.
N.B: Slegs 'n aanduiding, aangesien koste van opname beding kan word / N.B: Indication only, as cost of survey can be negotiated.

g Invoertarif / Import Tariff:
Mielies/Maize = Vry / Free
Sorghum = 3% op VAB / on FOB

h Neem asb. kennis van die verandering in Spoornet se standaard spoorvrag op 1 April 2022, na R263.25.
Please note the change in Spoornet's standard railage cost on 1 April 2022 to R263.25.



9. IMPORT PARITY PRICES – WINTER CEREALS (b)(c)

9. INVOERPARITEITPRYSSE - WINTERGRANE (b)(c)

| INVOERPARITEITPRYSSE VAN WINTERGRANE (BTW UITGESLT) SOOS OP | | 2022/10/18 | | IMPORT PARITY PRICES OF WINTER CEREALS (VAT EXCL) AS ON | | | | | |
|---|------------|-----------------------|-----------------|---|--|----------------------------------|------------------------|--|--|
| ITEM | Nota/ Note | Koring/Wheat | Koring/Wheat | Koring/Wheat | Koring/Wheat | Koring/Wheat | Koring/Wheat | Gars/Barley | ITEM |
| | | VSA/ USA Golf/Gulf | VSA/ USA PNW | Argentynse/ Argentine Up River | EU Duitsland/ Germany Hamburg B kwaliteit/ quality | Russies/ Russian Black Sea | Australian Adelaide | Australiaanse/ Australian Adelaide | |
| | | HRW | DNS | Trigo Pan | | 12.50% | 11.50% | Mout/Malting | |
| | | \$/t | \$/t | \$/t | \$/t | \$/t | \$/t | \$/t | |
| Internasionale VAB pryse | a | 435.00 | 439.00 | 420.00 | 343.00 | 325.00 | 352.00 | 308.00 | International FOB prices |
| Vruggeld | b | 44.00 | 44.00 | 42.00 | 39.00 | 50.00 | 41.00 | 42.00 | Freight Rates |
| Assuransie (0.3% van VAB) | | 1.31 | 1.32 | 1.26 | 1.03 | 0.98 | 1.06 | 0.92 | Insurance (0.3% of FOB) |
| 1 KOSTE, ASSURANSIE EN VRAG (KAV) \$/T | | 480.31 | 484.32 | 463.26 | 383.03 | 375.98 | 394.06 | 350.92 | 1 COST, INSURANCE AND FREIGHT (CIF) \$/T |
| Omskakel na R/t | | | | | | | | | Converted to R/t |
| R/\$ Wisselkoers op: 2022/10/18 | c | 18.0170 | 18.0170 | 18.0170 | 18.0170 | 18.0170 | 18.0170 | 18.0170 | R/\$ Exchange rate on: 2022/10/18 |
| 2 KOSTE, ASSURANSIE EN VRAG (KAV) R/t | | 8 653.75 | 8 725.99 | 8 346.56 | 6 901.05 | 6 774.03 | 7 099.78 | 6 322.53 | 2 COST, INSURANCE AND FREIGHT (CIF) R/t |
| Finansieringskoste | d | 69.35 | 69.93 | 66.89 | 55.30 | 54.29 | 56.90 | 50.67 | Financing cost |
| 3 KOSTE, ASSURANSIE, VRAG EN FINANSIERING R/t | | 8 723.10 | 8 795.92 | 8 413.45 | 6 956.35 | 6 828.32 | 7 156.68 | 6 373.20 | 3 COST, INSURANCE, FREIGHT AND FINANCING R/t |
| Aflaaiikoste | e, f | | | | | | | | Discharging cost |
| 3.1 Kaapstad (Hoofsaaklik kaaihykraan metode) | | 231.94 | 231.94 | 231.94 | 231.94 | 231.94 | 231.94 | 231.94 | 3.1 Cape Town (Mainly shore cranes method) |
| 3.2 Durban (Hoofsaaklik suig-in-silo metode) | | 219.30 | 219.30 | 219.30 | 219.30 | 219.30 | 219.30 | 219.30 | 3.2 Durban (Mainly suction into silo method) |
| Invoertarif | g | 0.00 | 0.00 | 0.00 | 0.00 | 0.00 | 0.00 | 0.00 | Import Tariff |
| 4 VRY OP SPOOR (VOS) R/t | | | | | | | | | 4 FREE ON RAIL (FOR) R/t |
| 4.1 Kaapstadhawe | | 8 955.04 | 9 027.86 | 8 645.39 | 7 188.29 | 7 060.26 | 7 388.62 | 6 605.14 | 4.1 Cape Town Harbour |
| 4.2 Durbanhawe | | 8 942.40 | 9 015.22 | 8 632.75 | 7 175.65 | 7 047.62 | 7 375.98 | 6 592.50 | 4.2 Durban Harbour |
| Spoorvragekoste | h | | | | | | | | Railage cost |
| - Kaapstad na Paarl | | 113.77 | 113.77 | 113.77 | 113.77 | 113.77 | 113.77 | n/a | - Cape Town to Paarl |
| - Durban na Randfontein | | 263.25 | 263.25 | 263.25 | 263.25 | 263.25 | 263.25 | 263.25 | - Durban to Randfontein |
| 5 GELEWER: | | | | | | | | | 5 DELIVERED: |
| - Kaapstad na Paarl R/ton | | 9 068.81 | 9 141.63 | 8 759.16 | 7 302.06 | 7 174.03 | 7 502.39 | n/a | - Cape Town to Paarl R/ton |
| - Durban na Randfontein R/ton | | 9 205.65 | 9 278.47 | 8 896.00 | 7 438.90 | 7 310.87 | 7 639.23 | 6 855.75 | - Durban to Randfontein R/ton |

Notas/Notes: 2022/10/18
 a Bron van pryse en vruggeld : IGC GMI
 Source of prices and freight rates: IGC GMI

| VAB/FOB | | Vruggeld / Freight Rate: | | Gars/Barley = | Gars/Barley = |
|---------------|----------|----------------------------------|----------|---------------|---------------|
| Termyn / Term | US\$/ton | | US\$/ton | US\$ + 1 | US\$ + 1 |
| Nov 2022 | 435.00 | VSA/USA (Golf / Gulf) | 44.00 | | |
| Nov 2022 | 439.00 | Argentinië / Argentina (Upriver) | 42.00 | | |
| Ok/Oct 2022 | 420.00 | EU (Rouen) | 39.00 | 1.00 | 40.00 |
| Ok/Oct 2022 | 343.00 | Australië / Australia (Kwinana) | 41.00 | 1.00 | 42.00 |
| Nov 2022 | 325.00 | Rusland/Russia (Novorossiysk) | 50.00 | | |
| Nov 2022 | 352.00 | | | | |
| Nov 2022 | 308.00 | | | | |

b Vruggeld: bereken vir vrage van +/- 20 000 - 30 000t. / Freight rates: calculated for freights of +/- 20 000 - 30 000t.

c Reserwebank / Reserve Bank
 d Finansieringskoste: 30 000t @ KAV @ primakoers vir 30 dae. Bron/Source: SARB 9.75% 2022/09/23
 Financing cost: 30 000t @ CIF @ prime rate for 30 days.

| | Koring/Wheat: | Gars/Barley: |
|------------|---------------|--------------|
| Kaapstad / | 231.94 | 231.94 |
| Durban: | 219.30 | 219.30 |

e Aflaaiikoste / Discharging cost (R/ton):
 Bron / Source: Mainport Africa Shipping

f Ingesluit: Kaai gelde, hantering, kaaitoebesig, agente/dokumentasie, logistiek & opnames (inspeksie van skeepsvrag).
 Included: Wharfage, handling, wharf supervision, agent/documentation, logistic & survey (inspection of shipload).
 Uitgesluit: Gesondheidsinspeksie-, skeepagentskapfooi, strooktoetsingsfooi vir GMO, obergingskoste asook BTW en invoerbelasting.
 Excluded: Health inspection fee, Ship agency fee, strip testing fees for GMO, storage costs as well as VAT and import duty.
 N.B: Slegs 'n aanduiding, aangesien koste van opname beding kan word / N.B: Indication only, as cost of survey can be negotiated.

g Invoertarif / Import Tariff:
 Koring/Wheat = Vry/Free
 Gars/Barley = Vry/Free

h Neem asb. kennis van verandering in Spoorwet se standaard spoorvrag op 1 April 2022 soos volg:
 Kaapstad na Paarl R113.77 en Durban na Randfontein R263.25.
 Please note the change on 1 April 2022, in Spoorwet's standard railage cost as follows:
 Cape Town to Paarl R113.77 and Durban to Randfontein R263.25.

10. IMPORT PARITY PRICES – OIL SEEDS (b)(c)(f)(g)

10. INVOERPARITEITPRYSE - OLIESADE (b)(c)(f)(g)

| INVOERPARITEITPRYSE VAN OLIESADE (BTW UITGESLT) SOOS OP | | | | | | | | | | 2022/10/18 | IMPORT PARITY PRICES OF OIL SEEDS (VAT EXCL) AS ON |
|--|------------|-----------------------|-----------------------------------|-------------------------------|----------------------------------|-----------------------|---------------------------------|---|----------------------------------|---|--|
| ITEM | Nota/ Note | Sojabone/ Soybeans | Sojabone/ Soybeans | Sojabone/ Soybeans | Sonneblom/ Sunflower | Sonneblom/ Sunflower | Canola | Grondbone/ Groundnuts | Grondbone/ Groundnuts | ITEM | |
| | | VSA/ USA Golf/Gulf | Argentynse/ Argentine Up River | Brazilië/ Brazil Paranagua | EU Franse/ French Bordeaux | Swart See / Black Sea | Kanadese/ Canadian Vancouver | Argentynse/ Argentine Raw Runners 40/50 | VSA/ USA Raw Runners 40/50 | | |
| Internasionale VAB pryse | a | \$/t 594.00 | \$/t 585.00 | \$/t 603.00 | \$/t 720.00 | \$/t 570.00 | \$/t 672.00 | \$/t 1506.00 | \$/t 1506.00 | International FOB prices | |
| Vraggeld | b | 44.00 | 42.00 | 34.00 | 39.00 | 50.00 | 48.00 | 110.00 | 44.00 | Freight Rates | |
| Assuransie (0.3% van VAB) | | 1.78 | 1.76 | 1.81 | 2.16 | 1.71 | 2.02 | 4.52 | 4.52 | Insurance (0.3% of FOB) | |
| 1 KOSTE, ASSURANSIE EN VRAG (KAV) \$/T Omskakel na R/t R/\$ Wisselkoers op: 2022/10/18 | c | 639.78 | 628.76 | 638.81 | 761.16 | 621.71 | 722.02 | 1620.52 | 1554.52 | 1 COST, INSURANCE AND FREIGHT (CIF) \$/T Converted to R/t R/\$ Exchange rate on: 2022/10/18 | |
| 2 KOSTE, ASSURANSIE EN VRAG (KAV) R/t | | 18.0170 | 18.0170 | 18.0170 | 18.0170 | 18.0170 | 18.0170 | 18.0170 | 18.0170 | 2 COST, INSURANCE AND FREIGHT (CIF) R/t | |
| 3 KOSTE, ASSURANSIE, VRAG EN FINANSIERING R/t | d | 11526.92 | 11328.37 | 11509.44 | 13713.82 | 11201.35 | 13008.63 | 29196.91 | 28007.79 | 3 COST, INSURANCE, FREIGHT AND FINANCING R/t | |
| Finansieringskoste | | 92.37 | 90.78 | 92.23 | 109.90 | 89.76 | 104.25 | 233.98 | 224.45 | Financing cost | |
| 4 VRY OP SPOOR (VOS) R/t Durban | e, f | 11619.29 | 11419.15 | 11601.67 | 13823.72 | 11291.11 | 13112.88 | 29430.89 | 28232.24 | 3 COST, INSURANCE, FREIGHT AND FINANCING R/t | |
| Aflaaikoste: Durban | | 219.30 | 219.30 | 219.30 | 235.35 | 235.35 | 219.30 | 655.09 | 655.09 | Discharging cost: Durban | |
| Invoertarif: | g | 856.17 | 843.20 | 869.14 | 0.00 | 0.00 | 1210.74 | 2713.36 | 2713.36 | Import Tariff. | |
| 5 GELEWER: - Durban na Randfontein R/ton | h | 12694.76 | 12481.65 | 12690.11 | 14059.07 | 11526.46 | 14542.92 | 32799.34 | 31600.69 | 4 FREE ON RAIL (FOR) R/t Durban | |
| Spoorvragekoste - Durban na Randfontein | | 263.25 | 263.25 | 263.25 | 263.25 | 263.25 | 263.25 | - | - | Railage cost - Durban to Randfontein | |
| | | 12958.01 | 12744.90 | 12953.36 | 14322.32 | 11789.71 | 14806.17 | - | - | 5 DELIVERED: - Durban to Randfontein R/ton | |

Notas/Notes:

a Bron van pryse en vraggeld / Source of prices and freight rates : IGC (GMI), Geogalos Peanut World & Oilworld
2022/10/18

| Termyn / Term | US\$/ton (VAB/FOB) | Vraggeld/Freight Rate: | US\$/ton |
|---|---------------------|---------------------------------|----------|
| Sojabone/Soybeans: VSA/USA (Golf/Gulf) | Nov 2022 594.00 | US Golf / Gulf | 44.00 |
| Sojabone/Soybeans: Argentinië/Argentina (Up River) | Okt/Oct 2022 585.00 | Argentinië / Argentina | 42.00 |
| Sojabone/Soybeans: Brazilië/Brazil (Paranagua) | Nov 2022 603.00 | Brazilië/Brazil (Santos) | 34.00 |
| Sonneblom/Sunflower: EU Frankryk/France (Bordeaux) | Okt/Oct 2022 720.00 | EU (Rouen) | 39.00 |
| Sonneblom/Sunflower: Swart See/Black Sea | Nov 2022 570.00 | Kanada/Canada (St Lawrence) | 48.00 |
| Canola: Kanada/Canada (Vancouver) | Nov 2022 672.00 | Rusland / Russia (Novorossiysk) | 50.00 |
| Grondbone/Groundnuts: Argentinië/Argentina (Raw Runner 40/50) | Nov 2022 1506.00 | Grondbone/Groundnuts (ARG) | 110.00 |
| Grondbone/Groundnuts: VSA/USA (Runners 40/50) | Nov 2022 1506.00 | | |

b Vraggeld: bereken vir vragte van +/- 20 000 - 30 000t. / Freight rates: calculated for freights of +/- 20 000 - 30 000t.

c Reserwebank / Reservebank

d Finansieringskoste: 30 000t @ KAV @ primakoers vir 30 dae. Bron/Source: SARB 9.75% 2022/09/23
Financing cost: 30 000t @ CIF @ prime rate for 30 days.

e Aflaaikoste / Discharging costs (R/ton):

| | Sojabone/ Soybeans | Sonneblom/ Sunflower | Canola | Grondbone/ Groundnuts |
|---|--------------------|----------------------|--------|-----------------------|
| Bron / Source: Mainport Africa Shipping | Durban: 219.30 | 235.35 | 219.3 | 655.09 |

f Aflaaikoste / Discharging fees:

Ingesluit: Kaaigelde, hantering, kaaitoesig, agente/dokumentasie, logistiek & opnames (inspeksie van skeepsvrag) / Included: Wharfage, handling, wharf supervision, agent/documentation, logistic & survey (inspection of shipload).
Uitgesluit: Gesondheidsinspeksie-, skeepsagentskapfooi, strooktoetsingsfooi vir GMO, opbergingskoste asook BTW en invoerbelasting / Excluded: Health inspection fee, Ship agency fee, strip testing fees for GMO, storage costs as well as VAT and import duty.
N.B: Slegs 'n aanduiding, aangesien koste van opname beding kan word / N.B: Indication only, as cost of survey can be negotiated.

g Invoertarif / Import Tariff:

Sojabone/Soybeans = 8% op VAB / on FOB
Sonneblom/Sunflower = Vry / Free
Canola = 10% op VAB / on FOB
Grondbone/Groundnuts = 10% op VAB / on FOB

h Neem asb. kennis van die verandering in Spoornet se standaard spoorvrag op 1 April 2022, na R263.25.

Please note the change on 1 April 2022 in Spoornet's standard railage cost to R263.25.

i Kwotasies is k.a.v. pryse. VAB pryse dus berekende pryse (kav minus vraggeld) / Quotes are c.i.f. prices. FOB prices are therefore calculated prices (cif minus freight rates).

11. EXPORT PARITY PRICES (b)(c)

11. UITVOERPARITEITPRYSE (b)(c)

| INDICATIVE EXPORT PARITY PRICES AS ON | 2022/10/18 | | | | AANDUIDENDE UITVOERPARITEITSPRYSE SOOS OP |
|--|---|--|--|---|--|
| This is only an example of how an export parity price can be calculated - it can vary according to need | US No3Y Maize/ Mielies Gulf/Golf (b) Nov 2022 | US HRW Wheat/Koring Gulf/Golf (b) Nov 2022 | US DNS 14% Wheat/Koring PNW (b) Nov 2022 | Argentine Raw Runner 40/50 Groundnuts/ Grondbone (f) Nov 2022 | Hierdie is slegs 'n voorbeeld van hoe 'n uitvoerpariteitsprys bereken kan word - dit kan varieer volgens behoefte |
| FOB Gulf value (\$/t) | 355.00 | 435.00 | 439.00 | 1 506.00 | VAB Golfwaarde (\$/t) |
| Difference in quality and locality of SA ¹ Maize: Plus US\$10 (\$/t) | \$10.00 | | | | ¹ Kwaliteits- en liggingsverskil van SA Mielies: Plus VSA\$10 (\$/t) |
| Groundnuts: Less 3,5% of fob value | | | | 96,5% | Grondbone: Min 3,5% van vab waarde |
| SA fob price (\$/t) | 365.00 | 435.00 | 439.00 | 1 453.29 | SA vab prys (\$/t) |
| Exchange rate (1\$=): (2022/10/18) ² | 18.0170 | 18.0170 | 18.0170 | 18.0170 | ² Wisselkoers (1\$=): (2022/10/18) |
| FOB Gulf value (R/t) | 6 576.21 | 7 837.40 | 7 909.46 | 26 183.93 | VAB Golfwaarde (R/t) |
| Marketing costs: | | | | | Bemarkings koste: |
| Financing (Prime rate 9.75% - 30 days) (R/t) | 52.70 | 62.81 | 63.38 | 209.83 | Finansieringskoste (Primakoers 9.75% - 30 dae) (R/t) |
| Railage: ³ Randfontein – Durban harbour | 263.25 | 263.25 | 263.25 | - | ³ Spoorvrag: Randfontein – Durbanhawe |
| Loading costs: (R/t) ⁴ Durban Harbour (Mainly spout method) | 226.14 | 230.00 | 230.00 | 620.69 | ⁴ Oplaai-koste: (R/t) Durbanhawe (Hoofsaaklik tregtre metode) |
| EXPORT REALISATION (R/t): | | | | | UITVOER REALISASIE (R/t): |
| Randfontein | 6 034.12 | 7 281.34 | 7 352.83 | 25 353.41 | Randfontein |

Difference in quality and locality of SA:
As from 14 June 2012, the discount/rebate will no longer be used to calculate the export parity price on US HRW and a new calculation will be added for US DNS, also without the discount/rebate.

Reserve Bank

Railage costs: Received from Transnet

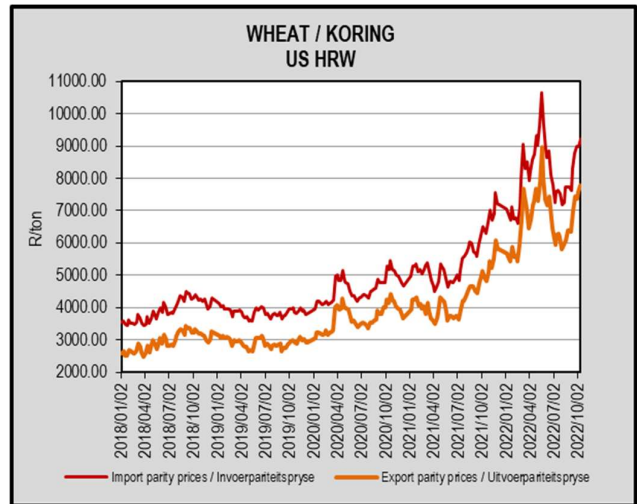
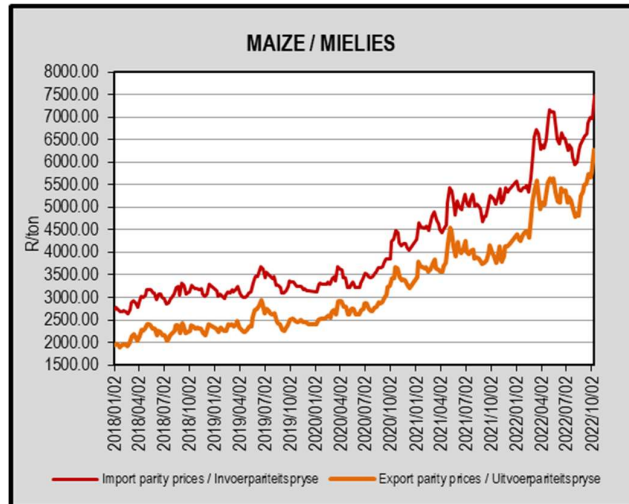
Loading costs, received from Mainport Africa Shipping:
Included: Cargo dues, handling, wharf supervision, agency/documentation, logistics & surveys (inspection of cargo).
Excluded: Ship agent fees, health & PPECB inspections, storage facility & transport costs to storage facility, VAT & duties.

Kwaliteits- en liggingsverskil van SA:
Vanaf 14 Junie 2012 sal die diskonto/premie nie meer gebruik word by die berekening van die uitvoerpariteitprys van US HRW nie en 'n nuwe berekening word nou vir US DNS gedoen, ook sonder diskonto/premie.

Reserwebank

Spoorvrag koste: Ontvang van Transnet

Oplaai-koste, ontvang van Mainport Africa Shipping:
Ingesluit: Kaaigelde, hantering, kaaitoeging, agente/dokumentasie, logistiek & opnames (inspeksie van skeepsvrag)
Uitgesluit: Skeepagentskaps-, inspeksie-, obergings- en vervoerkoste na obergingsfasiliteit, BTW & invoerbelasting.



Sources / Bronne:

- (a) = Safex; (b) = International Grains Council; (c) = SARB;
- (d) = CBOT; (e) = KCBT; (f) = Oil World; (g) = Georgalos Peanut World
- * Formula according to ITAC (International Trade Administration Commission of South Africa)/
Formule volgens ITAC (International Trade Administration Commission of South Africa)

Bernard Schultz
General Manager / Hoofbestuurder

Indemnity/Vrywaring: Although everything has been done to ensure the accuracy of the information, neither SAGIS nor any of its directors or employees takes any responsibility for actions or losses that might occur as a result of the usage of this information. / Alhoewel alles gedoen is om te verseker dat die inligting korrek is, aanvaar nie SAGIS of enige van sy direkteure of werknemers verantwoordelikeid vir enige aksies of verliese as gevolg van die inligting wat gebruik is nie.