

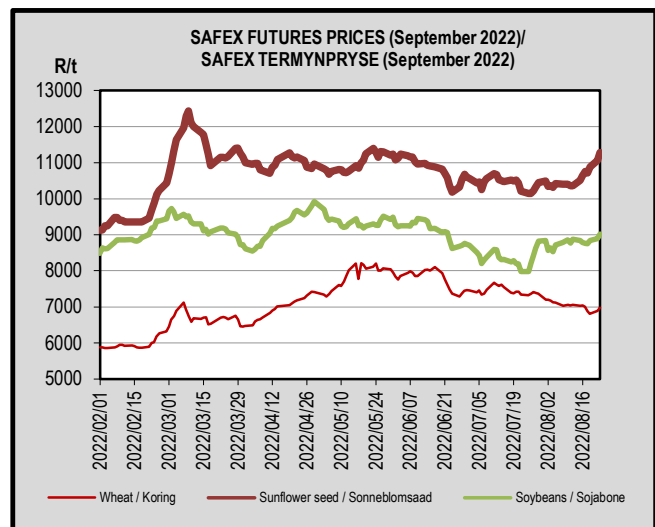
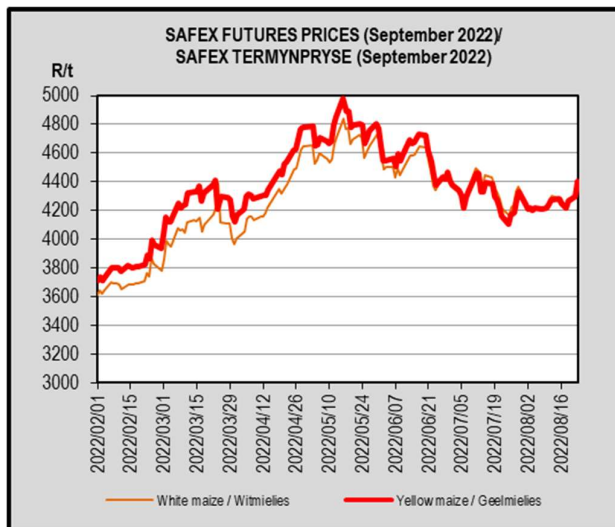
## SAGIS WEEKLY BULLETIN / SAGIS WEEKLIKSE BULLETIN

<b>1. PRODUCER DELIVERIES:</b>	<b>1. PRODUSENTELEWERINGS:</b>
<a href="http://www.sagis.org.za/weekly_prod_deliveries.html">http://www.sagis.org.za/weekly_prod_deliveries.html</a>	
<b>2. IMPORTS, EXPORTS &amp; MAIZE INTENTIONS:</b>	<b>2. INVOERE, UITVOERE &amp; MIELIE INTENSIES:</b>
<a href="http://www.sagis.org.za/weekly_imp-exp.html">http://www.sagis.org.za/weekly_imp-exp.html</a>	

### 3. DOMESTIC PRICES PER SAFEX (R/t)(a)

### 3. PLAASLIKE PRYSE VOLGENS SAFEX (R/t)(a)

Commodity	Future Prices / Termynpryse (2022/08/23) R/ton					Kommoditeit
	Aug-22	Sep-22	Dec-22	Mar-23	May-23	
White maize	4 388.00	4 398.00	4 475.00	4 474.00	4 157.00	Witmielies
Yellow maize	4 388.00	4 405.00	4 517.00	4 512.00	4 247.00	Geelmielies
Wheat	6 985.00	6 982.00	6 985.00	7 103.00	7 128.00	Koring
Sunflower	11 246.00	11 283.00	11 411.00	11 119.00	10 395.00	Sonneblom
Soybeans	8 993.00	9 018.00	9 189.00	9 068.00	8 662.00	Sojabone



**Directors/Direkteure:**

Binnion C (Mr/Mnr), Boshoff JDW (Mr/Mnr), Briedenhann E (Dr) (Chairperson/Voorsitter), Groothof WJ (Mr/Mnr), Lemmer WJ (Mr/Mnr), Mohane HT (Mr/Mnr), Ngejane Z (Mr/Mnr), Schoonwinkel BC (Mr/Mnr) (Vice-Chairperson/Ondervoorsitter)  
Beets D (Mr/Mnr), Küssel RJ (Mr/Mnr), Mathews DJM (Mr/Mnr), PR Taljaard (Dr)  
Schultz B (Mr/Mnr)

**Alternate Directors/Alternatiewe Direkteure:  
General Manager/Hoofbestuurder:**

4. IMPORT TARIFF ON MAIZE & WHEAT (b)(c)

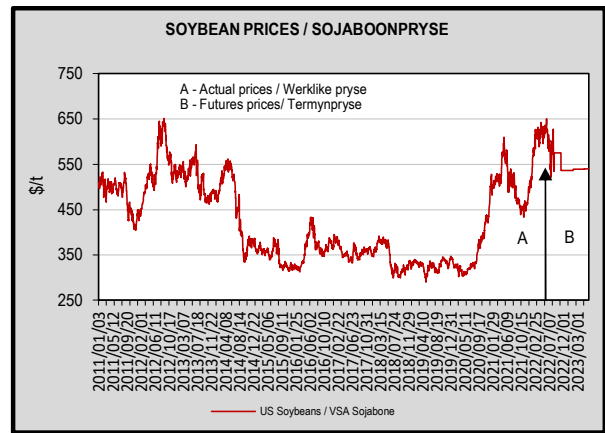
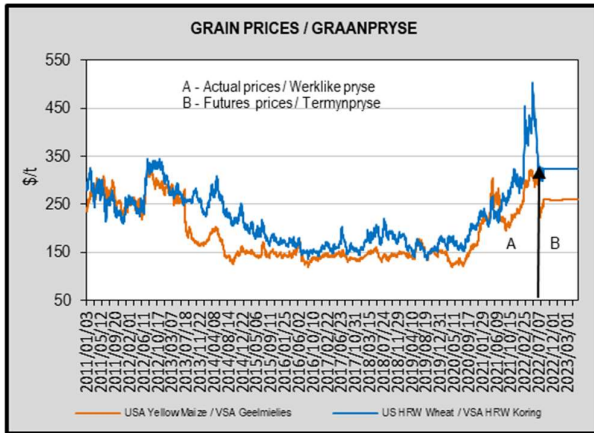
[http://www.sagis.org.za/import\\_tariffs.html](http://www.sagis.org.za/import_tariffs.html)

4. INVOERTARIEF OP MIELIES & KORING (b)(c)\*

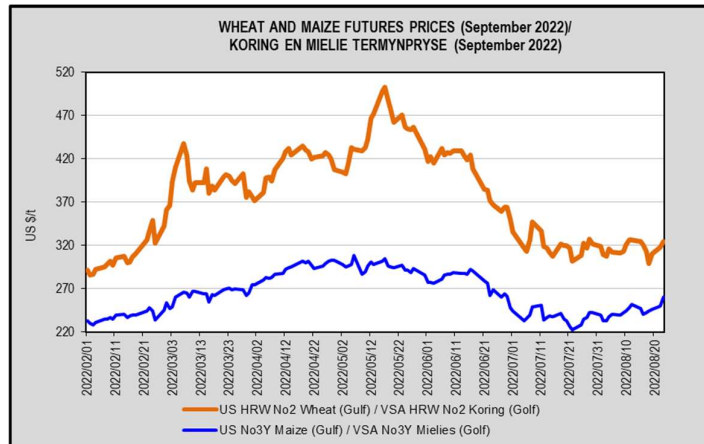
5. PRICES – INTERNATIONAL (US\$/t)

5. PRYSE - INTERNASIONAAL (VSA\$/t)

FOB (US\$/t)	Export Quotations/ Uitvoerkwotasie (b)(f)(g)				VAB (VSA\$/t)
	2022/08/23	2022/08/16	2022/08/09	2022/08/02	
US No 2 HRW Wheat (Gulf)	392.00	385.00	374.00	370.00	VSA No 2 HRW Koring (Golf)
US DNS Wheat 14% PNW	393.00	390.00	387.00	380.00	VSA DNS Koring 14% PNW
Argentine Wheat (Up River)	408.00	410.00	410.00	410.00	Argentynse Koring (Up River)
EU (France) Wheat (grade 1)	338.00	344.00	352.00	354.00	EU (Frankryk) Koring (graad 1)
EU (Germany) B Quality Wheat	358.00	363.00	373.00	373.00	EU (Duitsland) B Kwaliteit Koring
Russia Milling 12.5%	340.00	344.00	349.00	358.00	Swart See Maalkoring
Australia ASW 11.5% (Adelaide)	347.00	354.00	362.00	368.00	Australië ASW 11.5% (Adelaide)
Australia APW 10% (Adelaide)	375.00	382.00	390.00	396.00	Australië APW 10% (Adelaide)
US No 3Y Maize (Gulf)	314.00	298.00	299.00	296.00	VSA No3Y Mielies (Golf)
Argentine Maize (Up River)	288.00	281.00	274.00	267.00	Argentynse Mielies (Up River)
US Sorghum (Gulf)	325.00	307.00	311.00	304.00	VSA Sorghum (Golf)
Argentine Sorghum (Up River)	283.00	283.00	283.00	274.00	Argentynse Sorghum (Up River)
US Soybeans (Gulf)	649.00	602.00	625.00	628.00	VSA Sojabone (Gulf)
Argentine Soybeans (Up River)	619.00	593.00	607.00	600.00	Argentynse Sojabone (Up River)
Canadian Canola	704.00	683.00	714.00	719.00	Kanadese Canola
Argentine Groundnuts Runners 40/50	1 506.00	1 506.00	1 480.00	1 477.00	Argentynse Grondbone 40/50 Runners
US Groundnuts Runners 40/50 shelled	1 506.00	1 506.00	1 505.00	1 452.00	VSA Grondbone 40/50 Runners uitgedop
Australian Malting Barley (Commander Malt)	338.00	339.00	351.00	357.00	Australiese Moutgars (Commander Mout)



Commodity	Futures prices (US\$/t) / Termynpryse (VSA\$/t) (d)(e) (2022/08/23)						Kommoditeit
	Sep-22	Dec-22	Mar-23	May-23	Jul-23	Sep-23	
US No3 Yellow maize	259.83	257.94	260.38	260.78	259.20	244.63	VSA No3 Geelmielies
US No2 HRW wheat	324.22	322.97	322.97	322.83	319.74	319.00	VSA No2 HRW koring
US Soybeans	575.63	n/a	539.54	539.91	538.88	516.40	VSA Sojabone



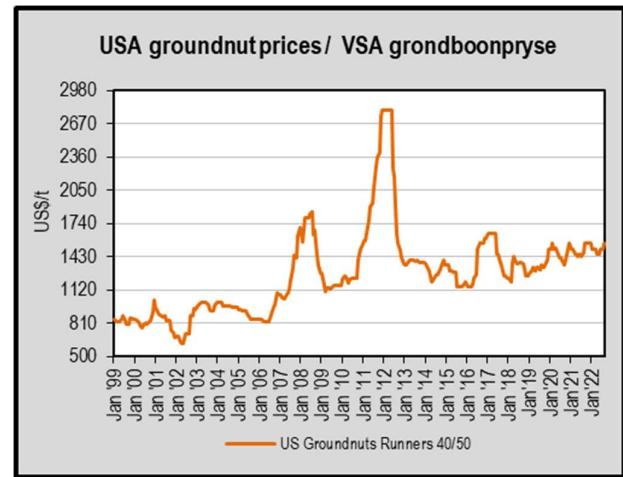
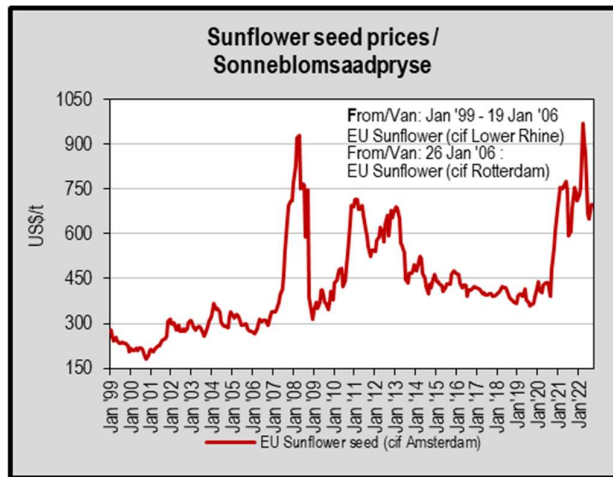
**6. LOWEST REPRESENTATIVE ASKING PRICES**  
(US\$/t)(f)(g)(Prices of previous week)

**6. LAAGSTE VERTEENWOORDIGENDE PRYSE GEVRA**  
(Pryse van vorige week)(VSA\$/t)(f)(g)

US\$/t	2022/08/18	2022/08/11	Change/ Verandering	VSA\$/t
Soybeans, USA, c.i.f. Rotterdam	620	639	-3.0	Sojabone, VSA, k.a.v. Rotterdam
Groundnuts, USA Runners 40/50*	1 550	1 550	0.0	Grondbone, VSA Runners 40/50*
Groundnuts, Argentine Runners 40/50*	1 550	1 550	0.0	Grondbone, Argentynse Runners 40/50*
Sunflower seed, EU c.i.f. Amsterdam	700	690	1.4	Sonneblomsaad, EU k.a.v. Amsterdam
Sunflower seed, fob Black Sea	645	630	2.4	Sonneblomsaad, Swart See
Sunflower-oil, EU (fob) N.W. Europe	1 510	1 590	-5.0	Sonneblom-olie, EU (vab) N.W. Eur.
Rapeseed, Europe, 00, c.i.f. Hamburg	610	683	-10.7	Raapsaad, Europa, 00, k.a.v. Hamburg

\* Shelled, c.i.f. Rotterdam

\* Uitgedop k a v Rotterdam



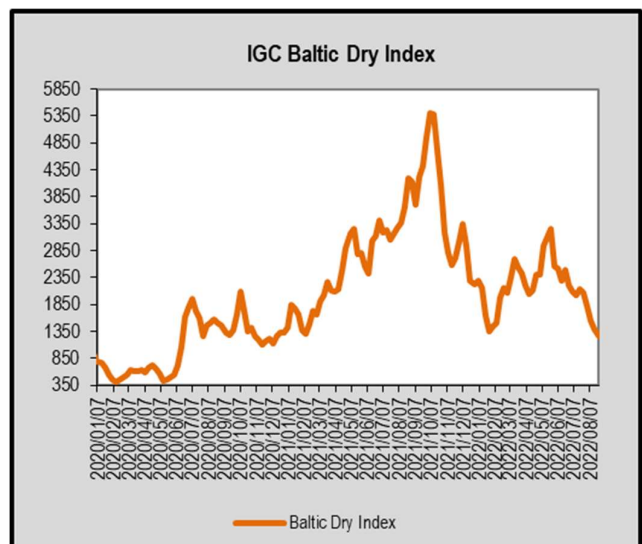
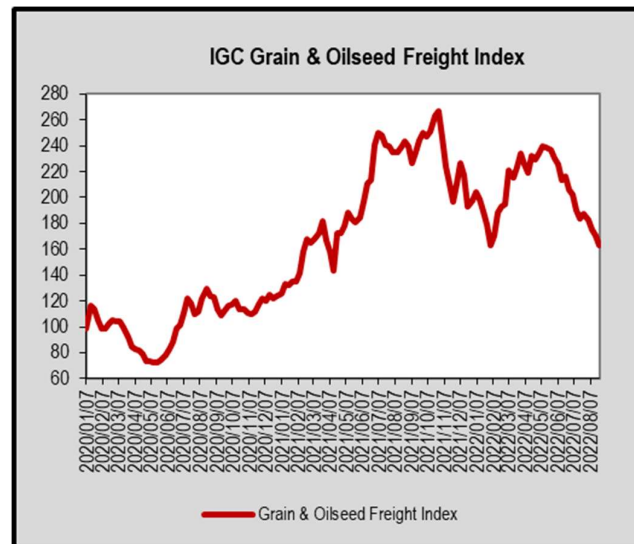
**7. IGC FREIGHT INDICES (b) \***

**7. IGC VRAG INDEKSE (b)\***

	IGC FREIGHT INDICES / IGC VRAG INDEKSE						
	2022/07/19	2022/07/26	2022/08/02	2022/08/09	2022/08/16	2022/08/23	
Baltic Dry Index	2 145	2 061	1 817	1 564	1 387	1 271	Baltiese Droë Indeks
Grain & Oilseeds Freight Index*	184	187	183	175	171	163	Graan & Oliesade Vrag Indeks*

\* IGC's Grain & Oilseeds Freight Index (GOFI) - covers 68 routes. The first week of January 2013 is taken as the index base of 100.

\* IGC se Graan & Oliesade Vrag Indeks (GOVI) - verteenwoordig 68 roetes. Die eerste week van Januarie 2013 word gebruik as die indeks basis van 100.

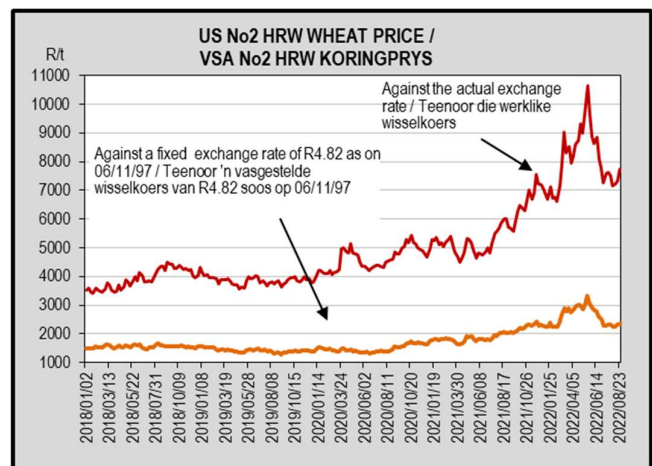
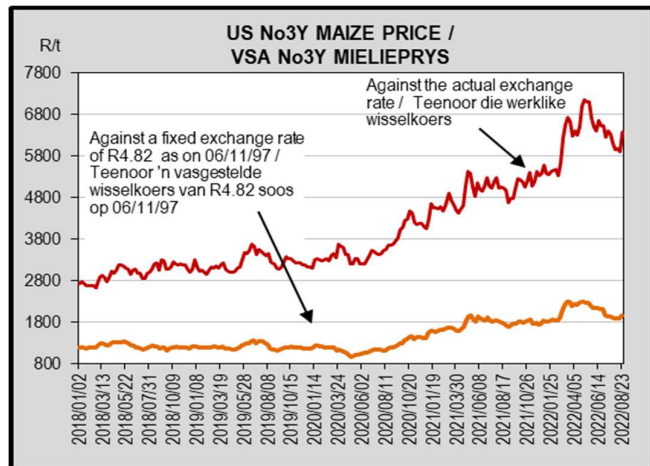


8. IMPORT PARITY PRICES – SUMMER GRAINS (b)(c)

8. INVOERPARITEITPRYSE - SOMERGRANE (b)(c)

INVOERPARITEITPRYSE VAN SOMERGRANE (BTW UITGESLT) SOOS OP				2022/08/23			IMPORT PARITY PRICES OF SUMMER GRAINS (VAT EXCL) AS ON	
ITEM	Nota/ Note	Mielies/Maize	Mielies/Maize	Sorghum	Sorghum	Sorghum	ITEM	
		VSA/ USA Golf/Gulf (no.3Y)	Argentynse/ Argentina Up River	VSA/ USA Golf/Gulf	Argentynse/ Argentina Up River	Australiese/ Australian Brisbane		
		\$/t	\$/t	\$/t	\$/t	\$/t		
Internasionale VAB pryse	a	314.00	288.00	325.00	283.00	298.00	International FOB prices	
Vraggeld	b	44.00	36.00	44.00	36.00	44.00	Freight Rates	
Assuransie (0.3% van VAB)		0.94	0.86	0.98	0.85	0.89	Insurance (0.3% of FOB)	
1 KOSTE, ASSURANSIE EN VRAG (KAV) \$/T		358.94	324.86	369.98	319.85	342.89	1 COST, INSURANCE AND FREIGHT (CIF) \$/T	
<i>Omskakel na R/t</i>							<i>Converted to R/t</i>	
R/\$ Wisselkoers op: 2022/08/23	c	17.0350	17.0350	17.0350	17.0350	17.0350	R/\$ Exchange rate on: 2022/08/23	
2 KOSTE, ASSURANSIE EN VRAG (KAV) R/t		6 114.54	5 533.99	6 302.61	5 448.64	5 841.13	2 COST, INSURANCE AND FREIGHT (CIF) R/t	
Finansieringskoste	d	45.23	40.94	46.62	40.31	43.21	Financing cost	
3 KOSTE, ASSURANSIE, VRAG EN FINANSIERING R/t		6 159.77	5 574.93	6 349.23	5 488.95	5 884.34	3 COST, INSURANCE, FREIGHT AND FINANCING R/t	
Aflaakoste:	e, f						Discharging cost:	
- Kaapstad		231.94	231.94	n/a	n/a	n/a	- Cape Town	
- Durban		219.30	219.30	219.30	219.30	219.30	- Durban	
Invoerlief	g	0.00	0.00	166.09	144.63	152.29	Import Tariff	
4 VRY OP SPOOR (VOS) R/t							4 FREE ON RAIL (FOR) R/t	
- Kaapstad		6 391.71	5 806.87	n/a	n/a	n/a	- Cape Town	
- Durban		6 379.07	5 794.23	6 515.32	5 633.58	6 036.63	- Durban	
Spoorvragkoste	h						Railage cost	
- Durban na Randfontein		263.25	263.25	263.25	263.25	263.25	- Durban to Randfontein	
<b>5 GELEWER:</b>							<b>5 DELIVERED:</b>	
- Durban na Randfontein R/ton		6 642.32	6 057.48	6 778.57	5 896.83	6 299.88	- Durban to Randfontein R/ton	

- Notas/Notes:
- a Bron van pryse en vraggeld : IGC GMI 2022/08/23  
Source of prices and freight rates: IGC GMI
- | Termyn / Term                                  | US\$/ton (VAB/FOB) | Vraggeld/Freight Rate:          | US\$/ton |
|--|--------------------|---------------------------------|----------|
| Mielies/Maize: VSA/USA (Golf/Gulf No.3Y)       | Sep 2022 314.00    | US Golf / Gulf                  | 44.00    |
| Mielies/Maize: Argentinië/Argentina (Up River) | Aug 2022 288.00    | Argentinië / Argentina          | 36.00    |
| Sorghum: VSA/USA (Golf / Gulf Milo)            | Sep 2022 325.00    | Australië/Australia (Fremantle) | 44.00    |
| Sorghum: Argentinië/Argentina (Up River)       | Aug 2022 283.00    |                                 |          |
| Sorghum: Australië/Australia (Brisbane)        | Aug 2022 298.00    |                                 |          |
- b Vraggeld: bereken vir vrage van +/- 20 000 - 30 000t. / Freight rates: calculated for freights of +/- 20 000 - 30 000t.
- c Reservebank / Reserve Bank
- d Finansieringskoste: 30 000t @ KAV @ primakoers vir 30 dae. Bron/Source: SARB 9.00% 2022/07/22  
Financing cost: 30 000t @ CIF @ prime rate for 30 days.
- |                       | Mielies/Maize: | Sorghum |
|-----------------------|----------------|---------|
| Kaapstad / Cape Town: | 231.94         | n/a     |
| Durban:               | 219.30         | 219.30  |
- e Aflaakoste / Discharging costs (R/ton):  
Bron / Source: Mainport Africa Shipping
- f Ingesluit: Kaaigelde, hantering, kaaioesig, agente/dokumentasie, logistiek & opnames (inspeksie van skeepsvrag) / Included: Wharfage, handling, wharf supervision, agent/documentation, logistic & survey (inspection of shipload).  
Uitgesluit: Gesondheidsinspeksie-, skeepagentskapfooi, strookbetsingsfooi vir GMO, opbergingskoste asook BTW en invoerbelasting / Excluded: Health inspection fee, Ship agency fee, strip testing fees for GMO, storage costs as well as VAT and import duty.  
N.B: Slegs 'n aanduiding, aangesien koste van opname beding kan word / N.B: Indication only, as cost of survey can be negotiated.
- g Invoerlief / Import Tariff:  
Mielies/Maize = Vry / Free  
Sorghum = 3% op VAB / on FOB
- h Neem asb. kennis van die verandering in Spoornet se standaard spoorvrag op 1 April 2022, na R263.25.  
Please note the change in Spoornet's standard railage cost on 1 April 2022 to R263.25.



9. IMPORT PARITY PRICES – WINTER CEREALS (b)(c)

9. INVOERPARITEITPRYSSE - WINTERGRANE (b)(c)

INVOERPARITEITPRYSSE VAN WINTERGRANE (BTW UITGESLT) SOOS OP			2022/08/23			IMPORT PARITY PRICES OF WINTER CEREALS (VAT EXCL) AS ON				
ITEM	Nota/ Note	Koring/Wheat	Koring/Wheat	Koring/Wheat	Koring/Wheat	Koring/Wheat	Koring/Wheat	Gars/Barley	ITEM	
		VSA/ USA Golf/Gulf HRW	VSA/ USA PNW DNS	Argentynse/ Argentine Up River Trigo Pan	EU Duitsland/ Germany Hamburg B kwaliteit/ quality	Russies/ Russian Black Sea 12.50%	Australian Adelaide 11.50%	Australiaanse/ Australian Adelaide Mout/Malting		
Internasionale VAB pryse	a	392.00	393.00	408.00	358.00	340.00	347.00	338.00	International FOB prices	
Vraggeld	b	44.00	44.00	36.00	39.00	49.00	44.00	45.00	Freight Rates	
Assuransie (0.3% van VAB)		1.18	1.18	1.22	1.07	1.02	1.04	1.01	Insurance (0.3% of FOB)	
1 KOSTE, ASSURANSIE EN VRAG (KAV) \$/T		437.18	438.18	445.22	398.07	390.02	392.04	384.01	1 COST, INSURANCE AND FREIGHT (CIF) \$/T	
<i>Omskakel na R/t</i>									<i>Converted to R/t</i>	
R/\$ Wisselkoers op: 2022/08/23	c	17.0350	17.0350	17.0350	17.0350	17.0350	17.0350	17.0350	R/\$ Exchange rate on: 2022/08/23	
2 KOSTE, ASSURANSIE EN VRAG (KAV) R/t		7 447.36	7 464.40	7 584.32	6 781.12	6 643.99	6 678.40	6 541.61	2 COST, INSURANCE AND FREIGHT (CIF) R/t	
Finansieringskoste	d	55.09	55.22	56.10	50.16	49.15	49.40	48.39	Financing cost	
3 KOSTE, ASSURANSIE, VRAG EN FINANSIERING R/t		7 502.45	7 519.62	7 640.42	6 831.28	6 693.14	6 727.80	6 590.00	3 COST, INSURANCE, FREIGHT AND FINANCING R/t	
Aflaaiikoste	e, f								Discharging cost	
3.1 Kaapstad (Hoofsaaklik kaaihyskraan metode)		231.94	231.94	231.94	231.94	231.94	231.94	231.94	3.1 Cape Town (Mainly shore cranes method)	
3.2 Durban (Hoofsaaklik suig-in-silo metode)		219.30	219.30	219.30	219.30	219.30	219.30	219.30	3.2 Durban (Mainly suction into silo method)	
Invoertarif	g	0.00	0.00	0.00	0.00	0.00	0.00	0.00	Import Tariff	
4 VRY OP SPOOR (VOS) R/t									4 FREE ON RAIL (FOR) R/t	
4.1 Kaapstadhawe		7 734.39	7 751.56	7 872.36	7 063.22	6 925.08	6 959.74	6 821.94	4.1 Cape Town Harbour	
4.2 Durbanhawe		7 721.75	7 738.92	7 859.72	7 050.58	6 912.44	6 947.10	6 809.30	4.2 Durban Harbour	
Spoorvragkoste	h								Railage cost	
- Kaapstad na Paarl		113.77	113.77	113.77	113.77	113.77	113.77	n/a	- Cape Town to Paarl	
- Durban na Randfontein		263.25	263.25	263.25	263.25	263.25	263.25	263.25	- Durban to Randfontein	
<b>5 GELEWER:</b>									<b>5 DELIVERED:</b>	
- Kaapstad na Paarl R/ton		<b>7 848.16</b>	<b>7 865.33</b>	<b>7 986.13</b>	<b>7 176.99</b>	<b>7 038.85</b>	<b>7 073.51</b>	<b>n/a</b>	- Cape Town to Paarl R/ton	
- Durban na Randfontein R/ton		<b>7 985.00</b>	<b>8 002.17</b>	<b>8 122.97</b>	<b>7 313.83</b>	<b>7 175.69</b>	<b>7 210.35</b>	<b>7 072.55</b>	- Durban to Randfontein R/ton	

Notas/Notes:  
 a Bron van pryse en vraggeld : IGC GMI  
 Source of prices and freight rates: IGC GMI

2022/08/23

Termyn / Term	VAB/FOB US\$/ton	Vraggeld / Freight Rate:	US\$/ton	Gars/Barley = US\$ + 1	Gars/Barley = US\$ + 1
Sep 2022	392.00	VSA/USA (Golf / Gulf)	44.00		
Sep 2022	393.00	Argentinië / Argentina (Upriver)	36.00		
Aug 2022	408.00	EU (Rouen)	39.00	1.00	40.00
Aug 2022	358.00	Australië / Australia (Kwinana)	44.00	1.00	45.00
Sep 2022	340.00	Rusland/Russia (Novorossiysk)	49.00		
Aug 2022	347.00				
Aug 2022	338.00				

b Vraggeld: bereken vir vragte van +/- 20 000 - 30 000t. / Freight rates: calculated for freights of +/- 20 000 - 30 000t.

c Reserwebank / Reserve Bank

d Finansieringskoste: 30 000t @ KAV @ primakoers vir 30 dae. Bron/Source: SARB 9.00% 2022/07/22

Financing cost: 30 000t @ CIF @ prime rate for 30 days.

e Aflaaiikoste / Discharging cost (R/ton):

	Koring/Wheat:	Gars/Barley:
Kaapstad /	231.94	231.94
Durban:	219.30	219.30

f Ingesluit: Kaagelde, hantering, kaaitbesig, agente/dokumentasie, logistiek & opnames (inspeksie van skeepsvrag).  
 Included: Wharfage, handling, wharf supervision, agent/documentation, logistic & survey (inspection of shipload).  
 Uitgesluit: Gesondheidsinspeksie-, skeepagentskapfoel, strooktoetsingsfoel vir GMO, obergingskoste asook BTW en invoerbelasting.  
 Excluded: Health inspection fee, Ship agency fee, strip testing fees for GMO, storage costs as well as VAT and import duty.  
 N.B: Slegs 'n aanduiding, aangesien koste van opname beding kan word / N.B: Indication only, as cost of survey can be negotiated.

g Invoertarif / Import Tariff:

Koring/Wheat = Vry/Free  
 Gars/Barley = Vry/Free

h Neem asb. kennis van verandering in Spoorwet se standaard spoorvrag op 1 April 2022 soos volg:

Kaapstad na Paarl R113.77 en Durban na Randfontein R263.25.  
 Please note the change on 1 April 2022, in Spoorwet's standard railage cost as follows:  
 Cape Town to Paarl R113.77 and Durban to Randfontein R263.25.

10. IMPORT PARITY PRICES – OIL SEEDS (b)(c)(f)(g)

10. INVOERPARITEITPRYSSE - OLIESADE (b)(c)(f)(g)

INVOERPARITEITPRYSSE VAN OLIESADE (BTW UITGESLT) SOOS OP		2022/08/23								IMPORT PARITY PRICES OF OIL SEEDS (VAT EXCL) AS ON	
ITEM	Nota/ Note	Sojabone/ Soybeans	Sojabone/ Soybeans	Sojabone/ Soybeans	Sonneblom/ Sunflower	Sonneblom/ Sunflower	Canola	Grondbone/ Groundnuts	Grondbone/ Groundnuts	ITEM	
		VSA/ USA Golf/Gulf	Argentynse/ Argentine Up River	Brazilië/ Brazil Paranagua	EU Franse/ French Bordeaux	Swart See / Black Sea	Kanadese/ Canadian Vancouver	Argentynse/ Argentine Raw Runners 40/50	VSA/ USA Raw Runners 40/50		
Internasionale VAB pryse	a	\$/t	\$/t	\$/t	\$/t	\$/t	\$/t	\$/t	\$/t	International FOB prices	
Vraggeld	b	649.00	619.00	636.00	748.00	645.00	704.00	1506.00	1506.00	Freight Rates	
Assuransie (0.3% van VAB)		44.00	36.00	29.00	39.00	49.00	48.00	110.00	44.00	Insurance (0.3% of FOB)	
1 KOSTE, ASSURANSIE EN VRAG (KAV) \$/T		1.95	1.86	1.91	2.24	1.94	2.11	4.52	4.52	1 COST, INSURANCE AND FREIGHT (CIF) \$/T	
Omskakel na R/t		694.95	656.86	666.91	789.24	695.94	754.11	1620.52	1554.52	Converted to R/t	
R/\$ Wisselkoers op: 2022/08/23	c	17.0350	17.0350	17.0350	17.0350	17.0350	17.0350	17.0350	17.0350	R/\$ Exchange rate on: 2022/08/23	
2 KOSTE, ASSURANSIE EN VRAG (KAV) R/t		R/t	R/t	R/t	R/t	R/t	R/t	R/t	R/t	2 COST, INSURANCE AND FREIGHT (CIF) R/t	
		11838.47	11189.61	11360.81	13444.70	11855.34	12846.26	27605.56	26481.25		
Finansieringskoste	d	87.57	82.77	84.04	99.45	87.70	95.03	204.21	195.89	Financing cost	
3 KOSTE, ASSURANSIE, VRAG EN FINANSIERING R/t		11926.04	11272.38	11444.85	13544.15	11943.04	12941.29	27809.77	26677.14	3 COST, INSURANCE, FREIGHT AND FINANCING R/t	
Aflaaikoste: Durban	e, f	219.30	219.30	219.30	235.35	235.35	219.30	655.09	655.09	Discharging cost: Durban	
Invoertarif:	g	884.46	843.57	866.74	0.00	0.00	1199.26	2565.47	2565.47	Import Tariff	
4 VRY OP SPOOR (VOS) R/t Durban		13029.80	12335.25	12530.89	13779.50	12178.39	14359.85	31030.33	29897.70	4 FREE ON RAIL (FOR) R/t Durban	
Spoorvragekoste	h									Railage cost	
- Durban na Randfontein		263.25	263.25	263.25	263.25	263.25	263.25	-	-	- Durban to Randfontein	
<b>5 GELEWER:</b>										<b>5 DELIVERED:</b>	
<b>- Durban na Randfontein R/ton</b>		<b>13293.05</b>	<b>12598.50</b>	<b>12794.14</b>	<b>14042.75</b>	<b>12441.64</b>	<b>14623.10</b>	-	-	<b>- Durban to Randfontein R/ton</b>	

Notas/Notes:

a Bron van pryse en vraggeld / Source of prices and freight rates : IGC (GMI), Georganos Peanut World & Oilworld

2022/08/23

Termyn / Term	US\$/ton (VAB/FOB)	Vraggeld/Freight Rate:	US\$/ton
Sojabone/Soybeans: VSA/USA (Golf/Gulf)	Sep 2022 649.00	US Golf / Gulf	44.00
Sojabone/Soybeans: Argentinië/Argentina (Up River)	Aug 2022 619.00	Argentinië / Argentina	36.00
Sojabone/Soybeans: Brazilië/Brazil (Paranagua)	Sep 2022 636.00	Brazilië/Brazil (Santos)	29.00
Sonneblom/Sunflower: EU Frankryk/France (Bordeaux)	Aug 2022 748.00	EU (Rouen)	39.00
Sonneblom/Sunflower: Swart See/Black Sea	Sep 2022 645.00	Kanada/Canada (St Lawrence)	48.00
Canola: Kanada/Canada (Vancouver)	Sep 2022 704.00	Rusland / Russia (Novorossiysk)	49.00
Grondbone/Groundnuts: Argentinië/Argentina (Raw Runner 40/50)	Sep 2022 1506.00	Grondbone/Groundnuts (ARG)	110.00
Grondbone/Groundnuts: VSA/USA (Runners 40/50)	Sep 2022 1506.00		

b Vraggeld: bereken vir vragte van +/- 20 000 - 30 000t. / Freight rates: calculated for freights of +/- 20 000 - 30 000t.

c Reserwebank / Reservebank

d Finansieringskoste: 30 000t @ KAV @ primakoers vir 30 dae. Bron/Source: SARB 9.00% 2022/07/22  
Financing cost: 30 000t @ CIF @ prime rate for 30 days.

e Aflaaikoste / Discharging costs (R/ton):

	Sojabone/ Soybeans	Sonneblom/ Sunflower	Canola	Grondbone/ Groundnuts
Bron / Source: Mainport Africa Shipping	Durban: 219.30	235.35	219.3	655.09

f Aflaaikoste / Discharging fees:

Ingesluit: Kaaigelde, hantering, kaaitoesig, agente/dokumentasie, logistiek & opnames (inspeksie van skeepsvrag) / Included: Wharfage, handling, wharf supervision, agent/documentation, logistic & survey (inspection of shipload).

Uitgesluit: Gesondheidsinspeksie-, skeepagentskapfooi, strooktoetsingsfooi vir GMO, opbergingskoste asook BTW en invoerbelasting / Excluded: Health inspection fee, Ship agency fee, strip testing fees for GMO, storage costs as well as VAT and import duty.

N.B: Slegs 'n aanduiding, aangesien koste van opname beding kan word / N.B: Indication only, as cost of survey can be negotiated.

g Invoertarif / Import Tariff:

Sojabone/Soybeans = 8% op VAB / on FOB  
Sonneblom/Sunflower = Vry / Free  
Canola = 10% op VAB / on FOB  
Grondbone/Groundnuts = 10% op VAB / on FOB

h Neem asb. kennis van die verandering in Spoornet se standaard spoorvrag op 1 April 2022, na R263.25.

Please note the change on 1 April 2022 in Spoornet's standard railage cost to R263.25.

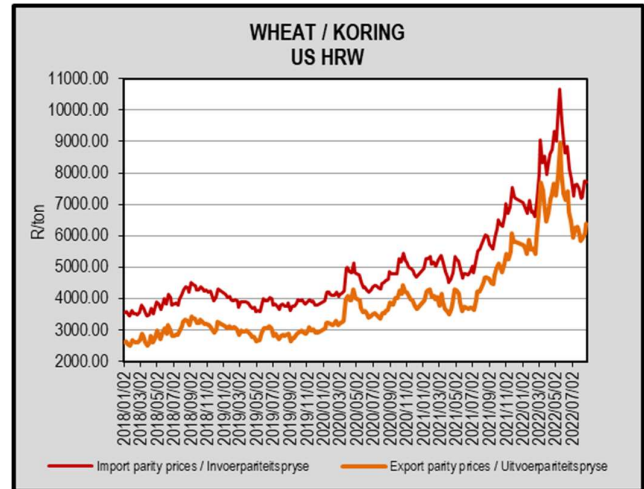
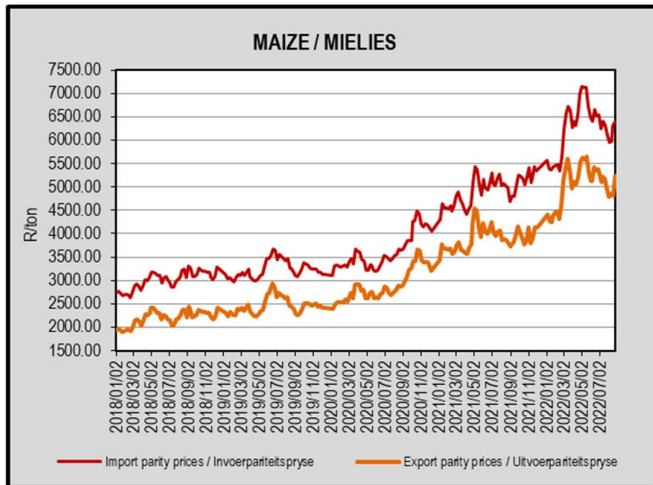
i Kwotasies is k.a.v. pryse. VAB pryse dus berekende pryse (kav minus vraggeld) / Quotes are c.i.f. prices. FOB prices are therefore calculated prices (cif minus freight rates).



11. EXPORT PARITY PRICES (b)(c)

11. UITVOERPARITEITPRYSE (b)(c)

INDICATIVE EXPORT PARITY PRICES AS ON	2022/08/23				AANDUIDENDE UITVOERPARITEITSPRYSE SOOS OP
This is only an example of how an export parity price can be calculated - it can vary according to need	<b>US No3Y Maize/ Mielies Gulf/Golf (b)</b>	<b>US HRW Wheat/Koring Gulf/Golf (b)</b>	<b>US DNS 14% Wheat/Koring PNW (b)</b>	<b>Argentine Raw Runner 40/50 Groundnuts/ Grondbone (f)</b>	Hierdie is slegs 'n voorbeeld van hoe 'n uitvoerpariteitsprys bereken kan word - dit kan varieer volgens behoefte
	Sep 2022	Sep 2022	Sep 2022	Sep 2022	
FOB Gulf value (\$/t)	314.00	392.00	393.00	1 506.00	VAB Golfwaarde (\$/t)
Difference in quality and locality of SA <sup>1</sup> Maize: Plus US\$10 (\$/t)	\$10.00				<sup>1</sup> Kwaliteits- en liggingsverskil van SA Mielies: Plus VSA\$10 (\$/t)
Groundnuts: Less 3,5% of fob value				96,5%	Grondbone: Min 3,5% van vab waarde
SA fob price (\$/t)	324.00	392.00	393.00	1 453.29	SA vab prys (\$/t)
Exchange rate (1\$=): (2022/08/23) <sup>2</sup>	17.0350	17.0350	17.0350	17.0350	<sup>2</sup> Wisselkoers (1\$=): (2022/08/23)
FOB Gulf value (R/t)	5 519.34	6 677.72	6 694.76	24 756.80	VAB Golfwaarde (R/t)
<b>Marketing costs:</b>					<b>Bemarkings koste:</b>
Financing (Prime rate 9.00% - 30 days) (R/t)	40.83	49.40	49.52	183.13	Finansieringskoste (Primakoers 9.00% - 30 dae) (R/t)
Railage: <sup>3</sup>					<sup>3</sup> Spoorvrage:
Randfontein – Durban harbour	263.25	263.25	263.25	-	Randfontein – Durbanhawe
Loading costs: (R/t) <sup>4</sup>					<sup>4</sup> Oplaai-koste: (R/t)
Durban Harbour (Mainly spout method)	226.14	230.00	230.00	620.69	Durbanhawe (Hoofsaaklik tregger metode)
<b>EXPORT REALISATION (R/t):</b>					<b>UITVOER REALISASIE (R/t):</b>
<b>Randfontein</b>	<b>4 989.12</b>	<b>6 135.07</b>	<b>6 151.99</b>	<b>23 952.98</b>	<b>Randfontein</b>
<i>Difference in quality and locality of SA:</i>			<i>Kwaliteits- en liggingsverskil van SA:</i>		
As from 14 June 2012, the discount/rebate will no longer be used to calculate the export parity price on US HRW and a new calculation will be added for US DNS, also without the discount/rebate.			Vanaf 14 Junie 2012 sal die diskonto/premie nie meer gebruik word by die berekening van die uitvoerpariteitsprys van US HRW nie en 'n nuwe berekening word nou vir US DNS gedoen, ook sonder diskonto/premie.		
Reserve Bank			Reserwebank		
Railage costs: Received from Transnet			Spoorvrage koste: Ontvang van Transnet		
Loading costs, received from Mainport Africa Shipping:			Oplaai-koste, ontvang van Mainport Africa Shipping:		
Included: Cargo dues, handling, wharf supervision, agency/documentation, logistics & surveys (inspection of cargo).			Ingesluit: Kaai-gelde, hantering, kaaitoegsig, agente/dokumentasie, logistiek & opnames (inspeksie van skeepsvrag)		
Excluded: Ship agent fees, health & PPECB inspections, storage facility & transport costs to storage facility, VAT & duties.			Uitgesluit: Skeepsvrag-agentskaps-, inspeksie-, oplaai- en vervoerkoste na oplaai-fasiliteit, BTW & invoerbelasting.		



Sources / Bronne:

- (a) = Safex; (b) = International Grains Council; (c) = SARB;
- (d) = CBOT; (e) = KCBT; (f) = Oil World; (g) = Georgalos Peanut World
- \* Formula according to ITAC (International Trade Administration Commission of South Africa)/ Formule volgens ITAC (International Trade Administration Commission of South Africa)

Bernard Schultz  
General Manager / Hoofbestuurder

**Indemnity/Vrywaring:** Although everything has been done to ensure the accuracy of the information, neither SAGIS nor any of its directors or employees takes any responsibility for actions or losses that might occur as a result of the usage of this information. / Alhoewel alles gedoen is om te verseker dat die inligting korrek is, aanvaar nie SAGIS of enige van sy direkteure of werknemers verantwoordelikeid vir enige aksies of verliese as gevolg van die inligting wat gebruik is nie.