

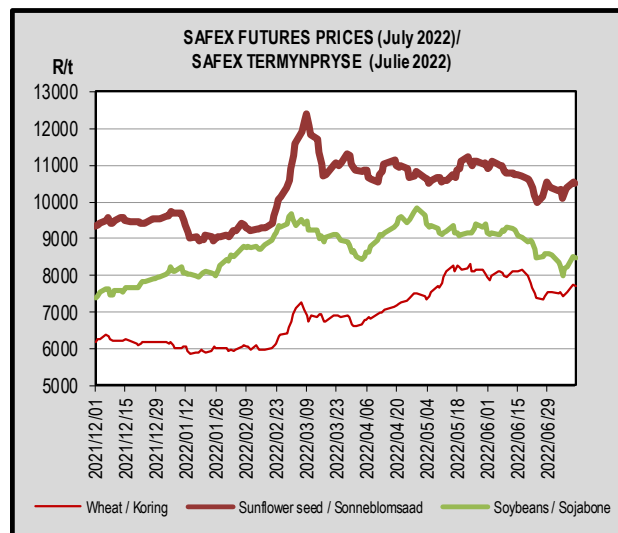
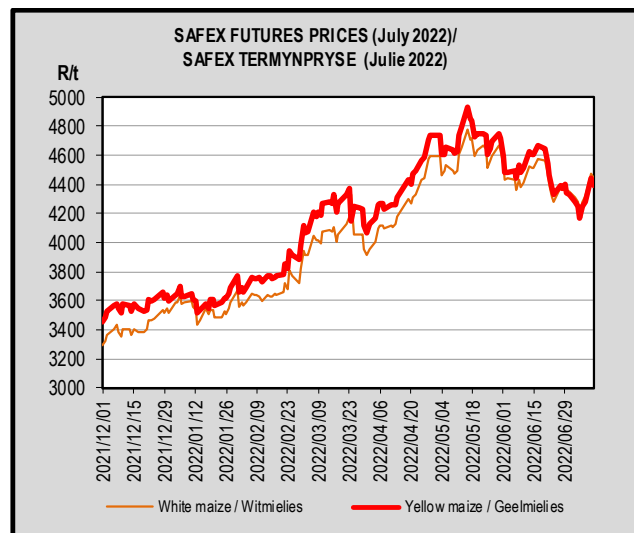
SAGIS WEEKLY BULLETIN / SAGIS WEEKLIKSE BULLETIN

1. PRODUCER DELIVERIES:	1. PRODUSENTELEWERINGS:
http://www.sagis.org.za/weekly_prod_deliveries.html	
2. IMPORTS, EXPORTS & MAIZE INTENTIONS:	2. INVOERE, UITVOERE & MIELIE INTENSIES:
http://www.sagis.org.za/weekly_imp-exp.html	

3. DOMESTIC PRICES PER SAFEX (R/t)(a)

3. PLAASLIKE PRYSE VOLGENS SAFEX (R/t)(a)

Commodity	Future Prices / Termynpryse (2022/07/12) R/ton					Kommoditeit
	Jul-22	Sep-22	Dec-22	Mar-23	May-23	
White maize	4 443.00	4 481.00	4 539.00	4 506.00	4 162.00	Witmielies
Yellow maize	4 395.00	4 457.00	4 535.00	4 511.00	4 200.00	Geelmielies
Wheat	7 691.00	7 628.00	7 327.00	7 460.00	n/a	Koring
Sunflower	10 517.00	10 667.00	10 869.00	10 611.00	10 050.00	Sonneblom
Soybeans	8 463.00	8 586.00	8 748.00	8 750.00	8 400.00	Sojabone



4. IMPORT TARIFF ON MAIZE & WHEAT (b)(c)

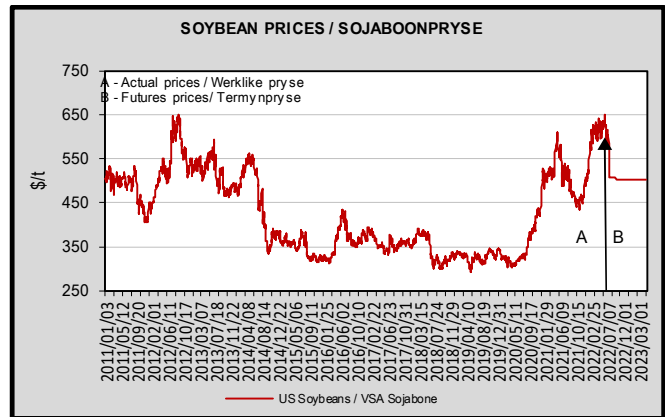
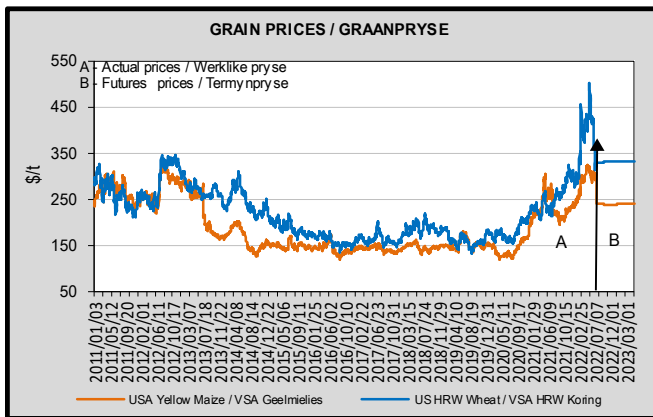
4. INVOERTARIEF OP MIELIES & KORING (b)(c)*

http://www.sagis.org.za/import_tariffs.html

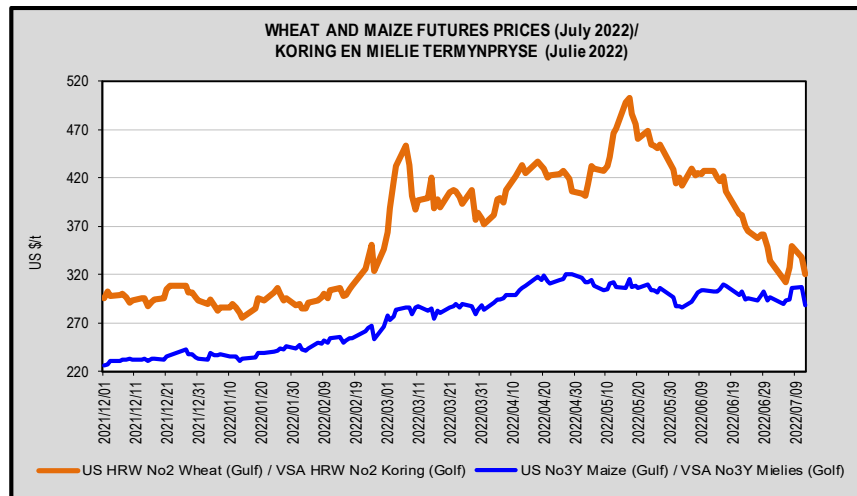
5. PRICES – INTERNATIONAL (US\$/t)

5. PRYSE - INTERNASIONAAL (VSA\$/t)

FOB (US\$/t)	Export Quotations/ Uitvoerkwotasie (b)(f)(g)				VAB (VSA\$/t)
	2022/07/12	2022/07/05	2022/06/28	2022/06/21	
US No 2 HRW Wheat (Gulf)	379.00	377.00	422.00	441.00	VSA No 2 HRW Koring (Golf)
US DNS Wheat 14% PNW	398.00	384.00	432.00	458.00	VSA DNS Koring 14% PNW
Argentine Wheat (Up River)	430.00	435.00	470.00	476.00	Argentynse Koring (Up River)
EU (France) Wheat (grade 1)	359.00	352.00	387.00	407.00	EU (Frankryk) Koring (graad 1)
EU (Germany) B Quality Wheat	374.00	366.00	394.00	418.00	EU (Duitsland) B Kwaliteit Koring
Russia Milling 12.5%	370.00	380.00	398.00	425.00	Swart See Maalkoring
Australia ASW 11.5% (Adelaide)	387.00	379.00	398.00	414.00	Australië ASW 11.5% (Adelaide)
Australia APW 10% (Adelaide)	414.00	403.00	422.00	439.00	Australië APW 10% (Adelaide)
US No 3Y Maize (Gulf)	309.00	316.00	344.00	342.00	VSA No3Y Mielies (Golf)
Argentine Maize (Up River)	272.00	257.00	288.00	301.00	Argentynse Mielies (Up River)
US Sorghum (Gulf)	313.00	330.00	360.00	370.00	VSA Sorghum (Golf)
Argentine Sorghum (Up River)	274.00	280.00	291.00	297.00	Argentynse Sorghum (Up River)
US Soybeans (Gulf)	612.00	616.00	650.00	665.00	VSA Sojabone (Gulf)
Argentine Soybeans (Up River)	580.00	573.00	629.00	646.00	Argentynse Sojabone (Up River)
Canadian Canola	715.00	703.00	750.00	835.00	Kanadese Canola
Argentine Groundnuts Runners 40/50	1 478.00	1 501.00	1 499.00	1 499.00	Argentynse Grondbone 40/50 Runners
US Groundnuts Runners 40/50 shelled	1 453.00	1 451.00	1 399.00	1 399.00	VSA Grondbone 40/50 Runners uitgedop
Australian Malting Barley (Commander Malt)	364.00	369.00	394.00	406.00	Australiese Moutgars (Commander Mout)



Commodity	Futures prices (US\$/t) / Termynpryse (VSA\$/t) (d)(e) (2022/07/12)						Kommoditeit
	Jul-22	Sep-22	Dec-22	Mar-23	May-23	Jul-23	
US No3 Yellow maize	288.41	233.85	230.86	233.45	234.87	234.24	VSA No3 Geelmielies
US No2 HRW wheat	320.62	318.79	321.72	323.34	323.71	317.54	VSA No2 HRW koring
US Soybeans	585.18	500.60	n/a	494.06	494.20	493.10	VSA Sojabone



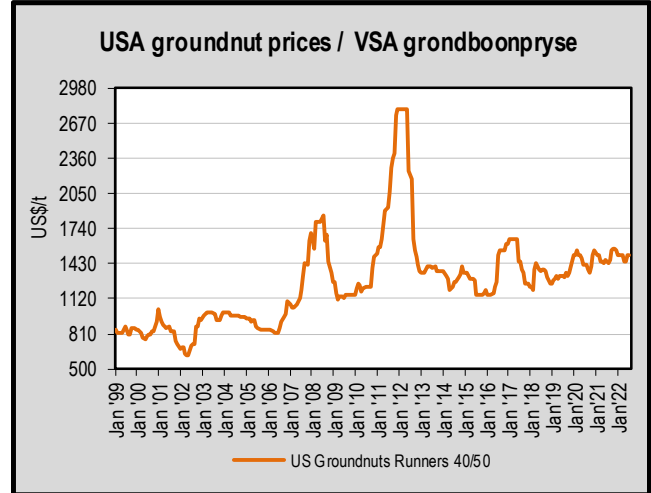
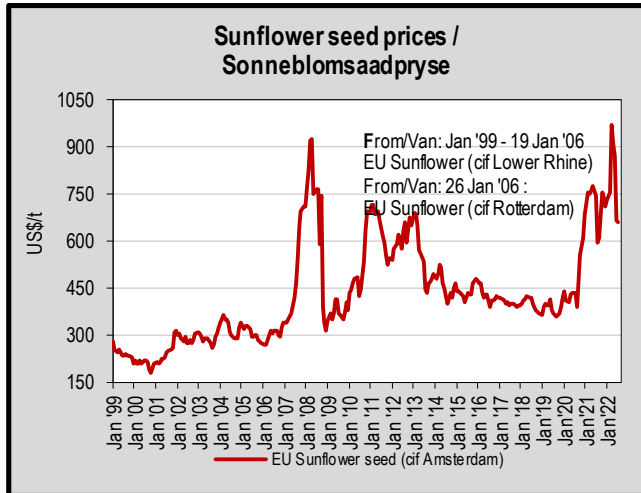
6. LOWEST REPRESENTATIVE ASKING PRICES
(US\$/t)(f)(g)(Prices of previous week)

6. LAAGSTE VERTEENWOORDIGENDE PRYSE GEVRA
(Pryse van vorige week)(VSA\$/t)(f)(g)

US\$/t	2022/07/07	2022/06/30	Change/ Verandering	VSA\$/t
Soybeans, USA, c.i.f. Rotterdam	615	658	-6.5	Sojabone, VSA, k.a.v. Rotterdam
Groundnuts, USA Runners 40/50*	1 500	1 500	0.0	Grondbone, VSA Runners 40/50*
Groundnuts, Argentine Runners 40/50*	1 525	1 550	-1.6	Grondbone, Argentynse Runners 40/50*
Sunflower seed, EU c.i.f. Amsterdam	660	665	-0.8	Sonneblomsaad, EU k.a.v. Amsterdam
Sunflower seed, fob Black Sea	605	610	-0.8	Sonneblomsaad, Swart See
Sunflower-oil, EU (fob) N.W. Europe	1 630	1 640	-0.6	Sonneblom-olie, EU (vab) N.W. Eur.
Rapeseed, Europe, 00, c.i.f. Hamburg	703	733	-4.1	Raapsaad, Europa, 00, k.a.v. Hamburg

* Shelled, c.i.f. Rotterdam

* Uitgedop k a v Rotterdam



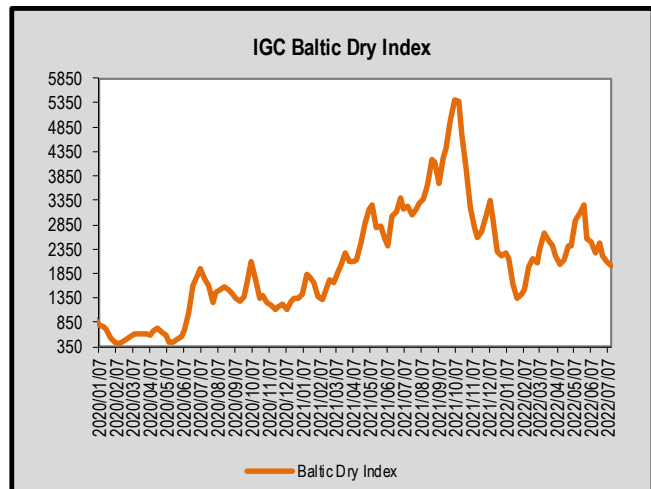
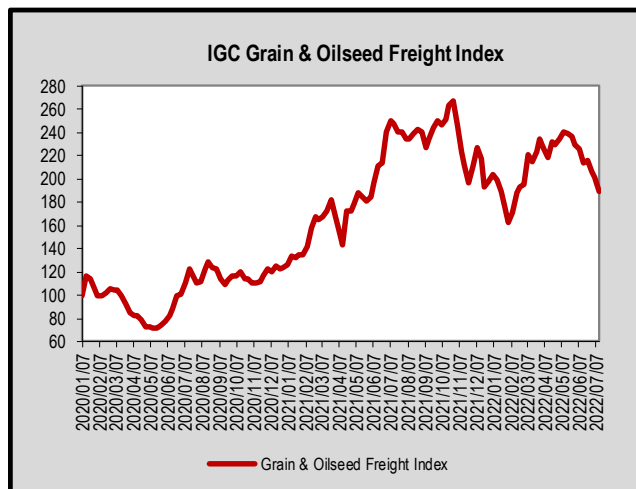
7. IGC FREIGHT INDICES (b) *

7. IGC VRAG INDEKSE (b)*

	IGC FREIGHT INDICES / IGC VRAG INDEKSE						
	2022/06/07	2022/06/14	2022/06/21	2022/06/28	2022/07/05	2022/07/12	
Baltic Dry Index	2 514	2 284	2 484	2 204	2 098	2 013	Baltiese Droë Indeks
Grain & Oilseeds Freight Index*	226	214	216	206	202	190	Graan & Oliesade Vrag Indeks*

* IGC's Grain & Oilseeds Freight Index (GOFI) - covers 68 routes. The first week of January 2013 is taken as the index base of 100.

* IGC se Graan & Oliesade Vrag Indeks (GOVI) - verteenwoordig 68 roetes. Die eerste week van Januarie 2013 word gebruik as die indeks basis van 100.



8. IMPORT PARITY PRICES – SUMMER GRAINS (b)(c)

8. INVOERPARITEITPRYSE - SOMERGRANE (b)(c)

INVOERPARITEITPRYSE VAN SOMERGRANE (BTW UITGESLT) SOOS OP			2022/07/12		IMPORT PARITY PRICES OF SUMMER GRAINS (VAT EXCL) AS ON		
ITEM	Nota/ Note	Mielies/Maize	Mielies/Maize	Sorghum	Sorghum	Sorghum	ITEM
		VSA/ USA Golf/Gulf (no.3Y)	Argentynse/ Argentina Up River	VSA/ USA Golf/Gulf	Argentynse/ Argentina Up River	Australiese/ Australian Brisbane	
Internasionale VAB pryse	a	\$/t	\$/t	\$/t	\$/t	\$/t	International FOB prices
Vraggeld	b	309.00	272.00	313.00	274.00	293.00	Freight Rates
Assuransie (0.3% van VAB)		47.00	44.00	47.00	44.00	57.00	Insurance (0.3% of FOB)
1 KOSTE, ASSURANSIE EN VRAG (KAV) \$/T		0.93	0.82	0.94	0.82	0.88	1 COST, INSURANCE AND FREIGHT (CIF) \$/T
R/\$ Wisselkoers op: 2022/07/12		356.93	316.82	360.94	318.82	350.88	Converted to R/t
							R/\$ Exchange rate on: 2022/07/12
2 KOSTE, ASSURANSIE EN VRAG (KAV) R/t	c	17.1309	17.1309	17.1309	17.1309	17.1309	2 COST, INSURANCE AND FREIGHT (CIF) R/t
		R/t	R/t	R/t	R/t	R/t	
Finansieringskoste	d	6 114.53	5 427.41	6 183.23	5 461.67	6 010.89	Financing cost
3 KOSTE, ASSURANSIE, VRAG EN FINANSIERING R/t		41.46	36.80	41.93	37.03	40.76	3 COST, INSURANCE, FREIGHT AND FINANCING R/t
Aflaaikoste:	e, f	6 155.99	5 464.21	6 225.16	5 498.70	6 051.65	Discharging cost
- Kaapstad		216.77	216.77	n/a	n/a	n/a	- Cape Town
- Durban		204.95	204.95	204.95	204.95	204.95	- Durban
Invoertarif	g	0.00	0.00	160.86	140.82	150.58	Import Tariff
4 VRY OP SPOOR (VOS) R/t		6 372.76	5 680.98	n/a	n/a	n/a	4 FREE ON RAIL (FOR) R/t
- Kaapstad		6 360.94	5 669.16	6 386.02	5 639.52	6 202.23	- Cape Town
- Durban							- Durban
Spoorvragkoste	h	263.25	263.25	263.25	263.25	263.25	Railage cost
- Durban na Randfontein							- Durban to Randfontein
5 GELEWER:							5 DELIVERED:
- Durban na Randfontein R/ton		6 624.19	5 932.41	6 649.27	5 902.77	6 465.48	- Durban to Randfontein R/ton

Notas/Notes:

a Bron van pryse en vraggeld : IGC GMI / Source of prices and freight rates: IGC GMI

2022/07/12

Termyn / Term	US\$/ton (VAB/FOB)	Vraggeld/Freight Rate:	US\$/ton
Aug 2022	309.00	US Golf / Gulf	47.00
Jul 2022	272.00	Argentinië / Argentina	44.00
Aug 2022	313.00	Australië/Australia (Fremantle)	57.00
Jul 2022	274.00		
Jul 2022	293.00		

Mielies/Maize: VSA/USA (Golf/Gulf No.3Y)
 Mielies/Maize: Argentinië/Argentina (Up River)
 Sorghum: VSA/USA (Golf / Gulf Milo)
 Sorghum: Argentinië/Argentina (Up River)
 Sorghum: Australië/Australia (Brisbane)

b Vraggeld: bereken vir vragte van +/- 20 000 - 30 000t / Freight rates: calculated for freights of +/- 20 000 - 30 000t.

c Reserwebank / Reserve Bank

d Finansieringskoste: 30 000t @ KAV @ primakoers vir 30 dae. Bron/Source: SARB 8.25% 2022/05/20
 Financing cost: 30 000t @ CF @ prime rate for 30 days.

e Aflaaikoste / Discharging costs (R/ton):

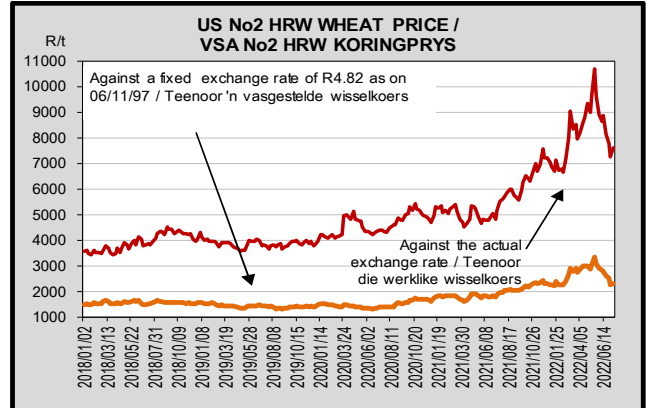
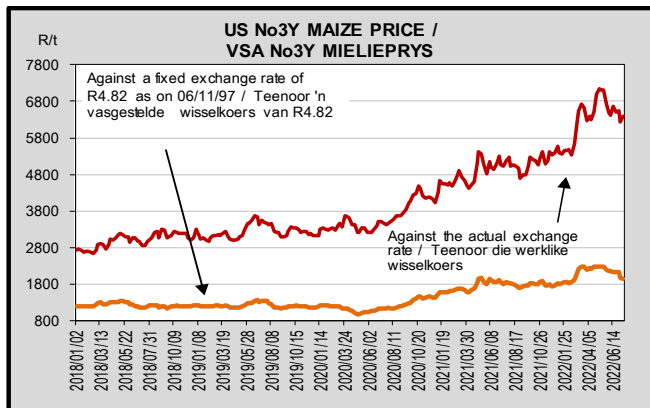
	Mielies/Maize:	Sorghum
Kaapstad / Cape Town:	216.77	n/a
Durban:	204.95	204.95

Bron / Source: Mainport Africa Shipping

f Ingesluit: Kaai gelde, hantering, kaaitbesig, agente/dokumentasie, logistiek & opnames (inspeksie van skeepsvrag) / Included: Wharfage, handling, wharf supervision, agent/documentation, logistic & survey (inspection of shipload).
 Uitgesluit: Gesondheidsinspeksie, skeepagentskapfooi, strooktoetsingsfooi vir GMO, opbergingskoste asook BTW en invoerbelasting / Excluded: Health inspection fee, Ship agency fee, strip testing fees for GMO, storage costs as well as VAT and import duty.
 N.B: Slegs 'n aanduiding, aangesien koste van opname beding kan word / N.B: Indication only, as cost of survey can be negotiated.

g Invoertarif / Import Tariff:
 Mielies/Maize = Vry / Free
 Sorghum = 3% op VAB / on FOB

h Neem asb. kennis van die verandering in Spoorwet se standaard spoorvrag op 1 April 2022, na R263.25.
 Please note the change in Spoorwet's standard railage cost on 1 April 2022 to R263.25.



9. IMPORT PARITY PRICES – WINTER CEREALS (b)(c)

9. INVOERPARITEITPRYSSE - WINTERGRANE (b)(c)

INVOERPARITEITPRYSSE VAN WINTERGRANE (BTW UITGESLT) SOOS OP				2022/07/12				IMPORT PARITY PRICES OF WINTER CEREALS (VAT EXCL) AS ON		
ITEM	Nota/ Note	Koring/Wheat VSA/ USA Golf/Gulf HRW	Koring/Wheat VSA/ USA PNW DNS	Koring/Wheat Argentynse/ Argentine Up River Trigo Pan	Koring/Wheat EU Duitsland/ Germany Hamburg B kwaliteit/ quality	Koring/Wheat Russies/ Russian Black Sea 12.50%	Koring/Wheat Australian Adelaide 11.50%	Gars/Barley Australiaanse/ Australian Adelaide Mout/Malting	ITEM	
		\$/t	\$/t	\$/t	\$/t	\$/t	\$/t	\$/t		
Internasionale VAB pryse	a	379.00	398.00	430.00	374.00	370.00	387.00	364.00	International FOB prices	
Vraggeld	b	47.00	47.00	44.00	41.00	53.00	57.00	58.00	Freight Rates	
Assuransie (0.3% van VAB)		1.14	1.19	1.29	1.12	1.11	1.16	1.09	Insurance (0.3% of FOB)	
1 KOSTE, ASSURANSIE EN VRAG (KAV) \$/T		427.14	446.19	475.29	416.12	424.11	445.16	423.09	1 COST, INSURANCE AND FREIGHT (CIF) \$/T	
<i>Omskakel na R/t</i>									<i>Converted to R/t</i>	
R/\$ Wisselkoers op: 2022/07/12	c	17.1309	17.1309	17.1309	17.1309	17.1309	17.1309	17.1309	R/\$ Exchange rate on: 2022/07/12	
2 KOSTE, ASSURANSIE EN VRAG (KAV) R/t		R/t 7 317.29	R/t 7 643.64	R/t 8 142.15	R/t 7 128.51	R/t 7 265.39	R/t 7 625.99	R/t 7 247.91	2 COST, INSURANCE AND FREIGHT (CIF) R/t	
Finansieringskoste	d	49.62	51.83	55.21	48.34	49.27	51.71	49.15	Financing cost	
3 KOSTE, ASSURANSIE, VRAG EN FINANSIERING R/t		7 366.91	7 695.47	8 197.36	7 176.85	7 314.66	7 677.70	7 297.06	3 COST, INSURANCE, FREIGHT AND FINANCING R/t	
Aflaaiakoste	e, f								Discharging cost	
3.1 Kaapstad (Hoofsaaklik kaaihydraan metode)		216.77	216.77	216.77	216.77	216.77	216.77	216.77	3.1 Cape Town (Mainly shore cranes method)	
3.2 Durban (Hoofsaaklik suig-in-silo metode)		204.95	204.95	204.95	204.95	204.95	204.95	204.95	3.2 Durban (Mainly suction into silo method)	
Invoertarief	g	0.00	0.00	0.00	0.00	0.00	0.00	0.00	Import Tariff	
4 VRY OP SPOOR (VOS) R/t									4 FREE ON RAIL (FOR) R/t	
4.1 Kaapstadhawe		7 583.68	7 912.24	8 414.13	7 393.62	7 531.43	7 894.47	7 513.83	4.1 Cape Town Harbour	
4.2 Durbanhawe		7 571.86	7 900.42	8 402.31	7 381.80	7 519.61	7 882.65	7 502.01	4.2 Durban Harbour	
Spoorvragkoste	h								Railage cost	
- Kaapstad na Paarl		113.77	113.77	113.77	113.77	113.77	113.77	n/a	- Cape Town to Paarl	
- Durban na Randfontein		263.25	263.25	263.25	263.25	263.25	263.25	263.25	- Durban to Randfontein	
5 GELEWER:									5 DELIVERED:	
- Kaapstad na Paarl R/ton		7 697.45	8 026.01	8 527.90	7 507.39	7 645.20	8 008.24	n/a	- Cape Town to Paarl R/ton	
- Durban na Randfontein R/ton		7 835.11	8 163.67	8 665.56	7 645.05	7 782.86	8 145.90	7 765.26	- Durban to Randfontein R/ton	

Notas/Notes:
a Bron van pryse en vraggeld : IGC GMI
Source of prices and freight rates: IGC GMI

2022/07/12

Termyn / Term	VAB/FOB US\$/ton	Vraggeld / Freight Rate:	US\$/ton	Gars/Barley = US\$ + 1	Gars/Barley = US\$ + 1
Koring/Wheat: HRW No 2 (Hard Red Winter) Gulf	Aug 2022 379.00	VSA/USA (Golf / Gulf)	47.00		
Koring/Wheat: DNS 14% No 2 (Dark Northern Spring) PNW	Aug 2022 398.00	Argentinië / Argentina (Upriver)	44.00		
Koring/Wheat: Argentinië / Argentine (Up River) Trigo Pan	Jul 2022 430.00	EU (Rouen)	41.00	1.00	42.00
Koring/Wheat: EU (Germany) B kwaliteit / quality	Aug 2022 374.00	Australië / Australia (Kwinana)	57.00	1.00	58.00
Koring/Wheat: Russian Milling 12.5%	Jul 2022 370.00	Rusland/Russia (Novorossiysk)	53.00		
Koring/Wheat: Australia ASW (Standard White) 11.5% Adelaide	Jul 2022 387.00				
Gars/Barley: Australian malting barley (Adelaide)	Jul 2022 364.00				

b Vraggeld: bereken vir vragte van +/- 20 000 - 30 000t. / Freight rates: calculated for freights of +/- 20 000 - 30 000t.

c Reserwebank / Reserve Bank

d Finansieringskoste: 30 000t @ KAV @ primakoers vir 30 dae. Bron/Source: SARB 8.25% 2022/05/20
Financing cost 30 000t @ CIF @ prime rate for 30 days.

e Aflaaiakoste / Discharging cost (R/ton):
Bron / Source: Mainport Africa Shipping

	Koring/Wheat	Gars/Barley
Kaapstad /	216.77	216.77
Durban:	204.95	204.95

f Ingesluit: Kaai gelde, hantering, kaaitoesig, agente/dokumentasie, logistiek & opnames (inspeksie van skeepsvrag).
Included: Wharfage, handling, wharf supervision, agent/documentation, logistic & survey (inspection of shipload).
Uitgesluit: Gesondheidsinspeksie-, skeepagentskapfooi, strooktoetsingsfooi vir GMO, opbergingskoste asook BTW en invoerbelasting.
Excluded: Health inspection fee, Ship agency fee, strip testing fees for GMO, storage costs as well as VAT and import duty.
N.B: Slegs 'n aanduiding, aangesien koste van opname beding kan word / N.B: Indication only, as cost of survey can be negotiated.

g Invoertarief / Import Tariff:
Koring/Wheat = Vry/Free
Gars/Barley = Vry/Free

h Neem asb. kennis van verandering in Spoorwet se standaard spoorvrag op 1 April 2022 soos volg:
Kaapstad na Paarl R113.77 en Durban na Randfontein R263.25.
Please note the change on 1 April 2022, in Spoorwet's standard railage cost as follows:
Cape Town to Paarl R113.77 and Durban to Randfontein R263.25.

10. IMPORT PARITY PRICES – OIL SEEDS (b)(c)(f)(g)

10. INVOERPARITEITPRYSE - OLIESADE (b)(c)(f)(g)

INVOERPARITEITPRYSE VAN OLIESADE (BTW UITGESLT) SOOS OP		2022/07/12								IMPORT PARITY PRICES OF OIL SEEDS (VAT EXCL) AS ON	
ITEM	Nota/ Note	Sojabone/ Soybeans	Sojabone/ Soybeans	Sojabone/ Soybeans	Sonneblom/ Sunflower	Sonneblom/ Sunflower	Canola	Grondbone/ Groundnuts	Grondbone/ Groundnuts	ITEM	
		VSA/ USA Golf/Gulf	Argentynse/ Argentine Up River	Brazilië/ Brazil Paranagua	EU Franse/ French Bordeaux	Swart See / Black Sea	Kanadese/ Canadian Vancouver	Argentynse/ Argentine Raw Runners 40/50	VSA/ USA Raw Runners 40/50		
Internasionale VAB pryse	a	\$/t 612.00	\$/t 580.00	\$/t 599.00	\$/t 819.00	\$/t 605.00	\$/t 715.00	\$/t 1478.00	\$/t 1453.00	International FOB prices	
Vraggeld	b	47.00	44.00	35.00	41.00	53.00	51.00	110.00	47.00	Freight Rates	
Assuransie (0.3% van VAB)		1.84	1.74	1.80	2.46	1.82	2.15	4.43	4.36	Insurance (0.3% of FOB)	
1 KOSTE, ASSURANSIE EN VRAG (KAV) \$/t		660.84	625.74	635.80	862.46	659.82	768.15	1592.43	1504.36	1 COST, INSURANCE AND FREIGHT (CIF) \$/t	
<i>Omskake! na R/t</i>										<i>Converted to R/t</i>	
R/\$ Wisselkoers op: 2022/07/12	c	17.1309	17.1309	17.1309	17.1309	17.1309	17.1309	17.1309	17.1309	R/\$ Exchange rate on: 2022/07/12	
2 KOSTE, ASSURANSIE EN VRAG (KAV) R/t		R/t 11320.78	R/t 10719.49	R/t 10891.83	R/t 14774.72	R/t 11303.31	R/t 13159.10	R/t 27279.76	R/t 25771.04	2 COST, INSURANCE AND FREIGHT (CIF) R/t	
Finansieringskoste	d	76.76	72.69	73.86	100.18	76.65	89.23	184.98	174.75	Financing cost	
3 KOSTE, ASSURANSIE, VRAG EN FINANSIERING R/t		11397.54	10792.18	10965.69	14874.90	11379.96	13248.33	27464.74	25945.79	3 COST, INSURANCE, FREIGHT AND FINANCING R/t	
Aflaakoste: Durban	e, f	204.95	204.95	204.95	219.95	219.95	204.95	612.23	612.23	Discharging cost Durban	
Invoertarif:	g	838.73	794.87	820.91	0.00	0.00	1224.86	2531.95	2489.12	Import Tariff:	
4 VRY OP SPOOR (VOS) R/t: Durban		12441.22	11792.00	11991.55	15094.85	11599.91	14678.14	30608.92	29047.14	4 FREE ON RAIL (FOR) R/t Durban	
Spoorvragkoste	h									Railage cost	
- Durban na Randfontein		263.25	263.25	263.25	263.25	263.25	263.25	-	-	- Durban to Randfontein	
5 GELEWER:										5 DELIVERED:	
- Durban na Randfontein R/ton		12704.47	12055.25	12254.80	15358.10	11863.16	14941.39	-	-	- Durban to Randfontein R/ton	

Notas/Notes:

a Bron van pryse en vraggeld / Source of prices and freight rates : IGC (GMI), Geogalos Peanut World & Oilworld

2022/07/12

Termyn / Term	US\$/ton (VAB/FOB)	Vraggeld/Freight Rate:	US\$/ton
Sojabone/Soybeans: VSA/USA (Golf/Gulf)	Aug 2022 612.00	US Golf / Gulf	47.00
Sojabone/Soybeans: Argentinië/Argentina (Up River)	Jul 2022 580.00	Argentinië / Argentina	44.00
Sojabone/Soybeans: Brazilië/Brazil (Paranagua)	Aug 2022 599.00	Brazilië/Brazil (Santos)	35.00
Sonneblom/Sunflower: EU Frankryk/France (Bordeaux)	Jul 2022 819.00	EU (Rouen)	41.00
Sonneblom/Sunflower: Swart See/Black Sea	Aug 2022 605.00	Kanada/Canada (St Lawrence)	51.00
Canola: Kanada/Canada (Vancouver)	Jul 2022 715.00	Rusland / Russia (Novorossiysk)	53.00
Grondbone/Groundnuts: Argentinië/Argentina (Raw Runner 40/50)	Aug 2022 1478.00	Grondbone/Groundnuts (ARG)	110.00
Grondbone/Groundnuts: VSA/USA (Runners 40/50)	Aug 2022 1453.00		

b Vraggeld: bereken vir vragte van +/- 20 000 - 30 000t. / Freight rates: calculated for freights of +/- 20 000 - 30 000t.

c Reserwebank / Reservebank

d Finansieringskoste: 30 000t @ KAV @ primakoers vir 30 dae. Bron/Source: SARB 8.25% 2022/05/20

Financing cost: 30 000t @ CIF @ prime rate for 30 days.

e Aflaakoste / Discharging costs (R/ton):

	Sojabone/ Soybeans	Sonneblom/ Sunflower	Canola	Grondbone/ Groundnuts
Bron / Source: Mainport Africa Shipping	Durban: 204.95	219.95	204.95	612.23

f Aflaakoste / Discharging fees:

Ingesluit: Kaaigelde, hantering, kaaitoesig, agente/dokumentasie, logistiek & opnames (inspeksie van skeepsvrag) /

Included: Wharfage, handling, wharf supervision, agent/documentation, logistic & survey (inspection of shipload).

Uitgesluit: Gesondheidsinspeksie-, skeepagentskapfooi, strooktoetsingsfooi vir GMO, opbergingskoste asook BTW en invoerbelasting /

Excluded: Health inspection fee, Ship agency fee, strip testing fees for GMO, storage costs as well as VAT and import duty.

N.B: Slegs 'n aanduiding, aangesien koste van opname beding kan word / N.B: Indication only, as cost of survey can be negotiated.

g Invoertarif / Import Tariff:

Sojabone/Soybeans = 8% op VAB / on FOB

Sonneblom/Sunflower = Vry / Free

Canola = 10% op VAB / on FOB

Grondbone/Groundnuts = 10% op VAB / on FOB

h Neem asb. kennis van die verandering in Spoorwet se standaard spoorvrag op 1 April 2022, na R263.25.

Please note the change on 1 April 2022 in Spoorwet's standard railage cost to R263.25.

i Kwotasies is k.a.v. pryse. VAB pryse dus berekende pryse (kav minus vraggeld) / Quotes are c.i.f. prices. FOB prices are therefore calculated prices (cif minus freight rates).

11. EXPORT PARITY PRICES (b)(c)

11. UITVOERPARITEITPRYSE (b)(c)

INDICATIVE EXPORT PARITY PRICES AS ON	2022/07/12				AANDUIDENDE UITVOERPARITEITSPRYSE SOOS OP
	US No3Y Maize/ Mielies Gulff/Golf (b)	US HRW Wheat/Koring Gulff/Golf (b)	US DNS 14% Wheat/Koring PNW (b)	Argentine Raw Runner 40/50 Groundnuts/ Grondbone (f)	Hierdie is slegs 'n voorbeeld van hoe 'n uitvoerpariteitsprys bereken kan word - dit kan varieer volgens behoeftes
	Aug 2022	Aug 2022	Aug 2022	Aug 2022	
FOB Gulf value (\$/t)	309.00	379.00	398.00	1 478.00	VAB Golfwaarde (\$/t)
Difference in quality and locality of SA ¹ Maize: Plus US\$10 (\$/t) Groundnuts: Less 3,5% of fob value	\$10.00			96,5%	¹ Kwaliteits- en liggingsverskil van SA Mielies: Plus VSA\$10 (\$/t) Grondbone: Min 3,5% van vab waarde
SA fob price (\$/t)	319.00	379.00	398.00	1 426.27	SA vab prys (\$/t)
Exchange rate (1\$=): (2022/07/12) ²	17.1309	17.1309	17.1309	17.1309	² Wisselkoers (1\$=): (2022/07/12)
FOB Gulf value (R/t)	5 464.76	6 492.61	6 818.10	24 433.29	VAB Golfwaarde (R/t)
Marketing costs:					Bemerkings koste:
Financing (Prime rate 8.25% - 30 days) (R/t)	37.06	44.03	46.23	165.68	Finansieringskoste (Primakoers 8.25% - 30 dae) (R/t)
Railage: ³ Randfontein – Durban harbour	263.25	263.25	263.25	-	³ Spoorvrage Randfontein – Durbanhawie
Loading costs: (R/t) ⁴ Durban Harbour (Mainly spout method)	211.35	214.95	214.95	580.08	⁴ Oplaaiakoste: (R/t) Durbanhawie (Hoofsaaklik tregter metode)
EXPORT REALISATION (R/t):					UITVOER REALISASIE (R/t):
Randfontein	4 953.10	5 970.38	6 293.67	23 687.53	Randfontein

Difference in quality and locality of SA:
As from 14 June 2012, the discount/rebate will no longer be used to calculate the export parity price on US HRW and a new calculation will be added for US DNS, also without the discount/rebate.

Reserve Bank

Railage costs: Received from Transnet

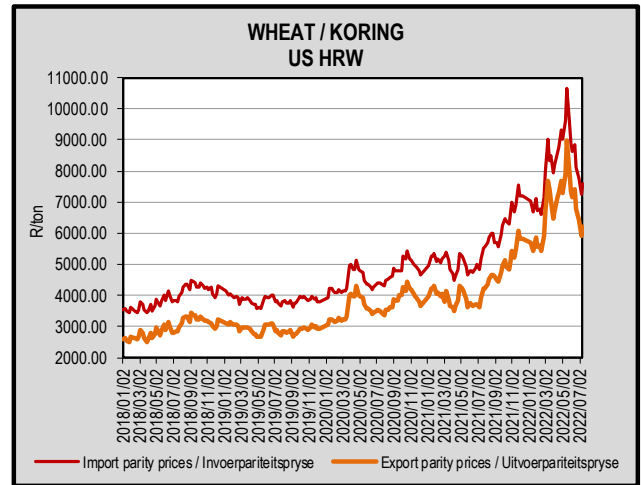
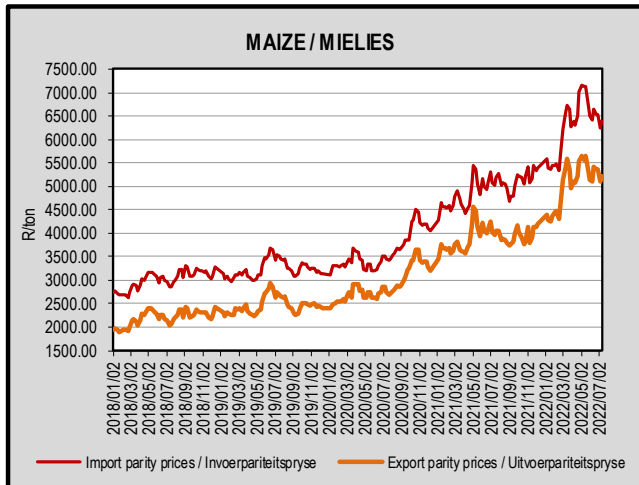
Loading costs, received from Mainport Africa Shipping:
Included: Cargo dues, handling, wharf supervision, agency/documentation, logistics & surveys (inspection of cargo).
Excluded: Ship agent fees, health & PPECB inspections, storage facility & transport costs to storage facility, VAT & duties.

Kwaliteits- en liggingsverskil van SA:
Vanaf 14 Junie 2012 sal die diskonto/premie nie meer gebruik word by die berekening van die uitvoerpariteitsprys van US HRW nie en 'n nuwe berekening word nou vir US DNS gedoen, ook sonder diskonto/premie.

Reserwebank

Spoorvrage koste: Ontvang van Transnet

Oplaaiakoste, ontvang van Mainport Africa Shipping:
Ingesluit: Kaai gelde, hantering, kaaitoetsing, agente/dokumentasie, logistiek & opnames (inspeksie van skeepsvrag)
Uitgesluit: Skeepagentskaps-, inspeksie-, obergings- en vervoerkoste na obergingsfasiliteit, BTW & invoerbelasting.



Sources / Bronne:

(a) = Safex; (b) = International Grains Council; (c) = SARB;
(d) = CBOT; (e) = KCBT; (f) = Oil World; (g) = Georgalos Peanut World
* Formula according to ITAC (International Trade Administration Commission of South Africa)/
Formule volgens ITAC (International Trade Administration Commission of South Africa)

Bernard Schultz
General Manager / Hoofbestuurder

Indemnity/Vrywaring: Although everything has been done to ensure the accuracy of the information, neither SAGIS nor any of its directors or employees takes any responsibility for actions or losses that might occur as a result of the usage of this information. / Alhoewel alles gedoen is om te verseker dat die inligting korrek is, aanvaar nie SAGIS of enige van sy direkteure of werknemers verantwoordelikheid vir enige aksies of verliese as gevolg van die inligting wat gebruik is nie.