

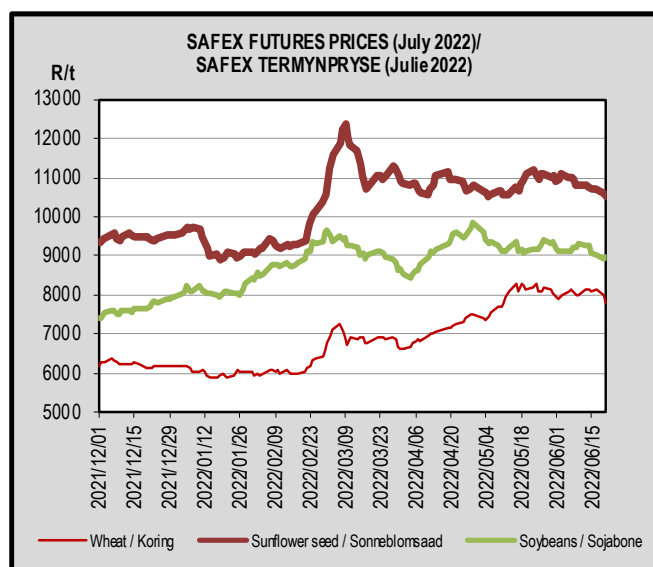
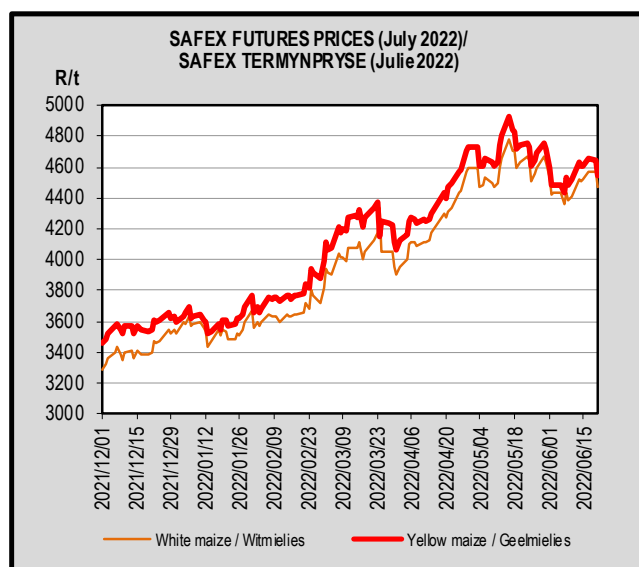
SAGIS WEEKLY BULLETIN / SAGIS WEEKLIKSE BULLETIN

1. PRODUCER DELIVERIES:	1. PRODUSENTELEWERINGS:
http://www.sagis.org.za/weekly_prod_deliveries.html	
2. IMPORTS, EXPORTS & MAIZE INTENTIONS:	2. INVOERE, UITVOERE & MIELIE INTENSIES:
http://www.sagis.org.za/weekly_imp-exp.html	

3. DOMESTIC PRICES PER SAFEX (R/t)(a)

3. PLAASLIKE PRYSE VOLGENS SAFEX (R/t)(a)

Commodity	Future Prices / Termynpryse (2022/06/21) R/ton					Kommoditeit
	Jun-22	Jul-22	Sep-22	Dec-22	Mar-23	
White maize	4 460.00	4 474.00	4 544.00	4 643.00	4 615.00	Witmielies
Yellow maize	4 525.00	4 548.00	4 621.00	4 717.00	4 687.00	Geelmielies
Wheat	7 859.00	7 809.00	7 769.00	7 400.00	7 537.00	Koring
Sunflower	10 489.00	10 530.00	10 709.00	10 914.00	10 840.00	Sonneblom
Soybeans	8 940.00	8 970.00	9 097.00	9 231.00	9 107.00	Sojabone



4. IMPORT TARIFF ON MAIZE & WHEAT (b)(c)

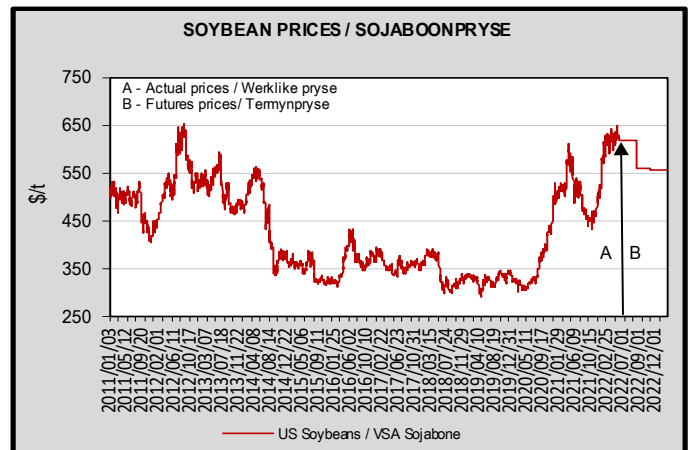
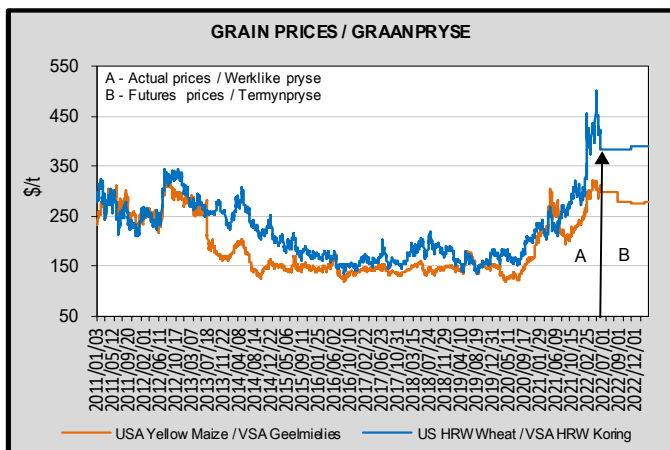
4. INVOERTARIEF OP MIELIES & KORING (b)(c)*

http://www.sagis.org.za/import_tariffs.html

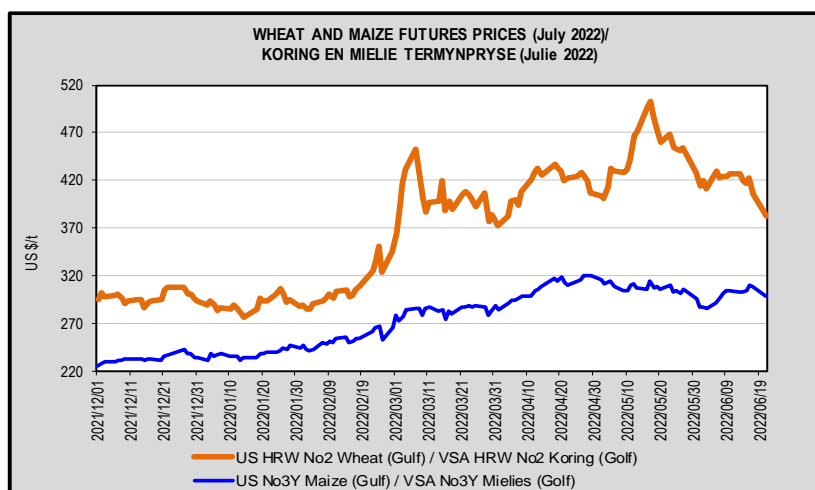
5. PRICES – INTERNATIONAL (US\$/t)

5. PRYSE - INTERNASIONAAL (VSA\$/t)

FOB (US\$/t)	Export Quotations/ Uitvoerkwotasie (b)(f)(g)				VAB (VSA\$/t)
	2022/06/21	2022/06/14	2022/06/07	2022/05/31	
US No 2 HRW Wheat (Gulf)	441.00	478.00	481.00	489.00	VSA No 2 HRW Koring (Golf)
US DNS Wheat 14% PNW	458.00	495.00	501.00	513.00	VSA DNS Koring 14% PNW
Argentine Wheat (Up River)	476.00	485.00	488.00	487.00	Argentynse Koring (Up River)
EU (France) Wheat (grade 1)	407.00	414.00	419.00	443.00	EU (Frankryk) Koring (graad 1)
EU (Germany) B Quality Wheat	418.00	429.00	433.00	449.00	EU (Duitsland) B Kwaliteit Koring
Russia Milling 12.5%	425.00	432.00	430.00	428.00	Swart See Maalkoring
Australia ASW 11.5% (Adelaide)	414.00	415.00	425.00	409.00	Australië ASW 11.5% (Adelaide)
Australia APW 10% (Adelaide)	439.00	439.00	451.00	435.00	Australië APW 10% (Adelaide)
US No 3Y Maize (Gulf)	342.00	343.00	338.00	336.00	VSA No3Y Mielies (Golf)
Argentine Maize (Up River)	301.00	301.00	307.00	310.00	Argentynse Mielies (Up River)
US Sorghum (Gulf)	370.00	385.00	381.00	375.00	VSA Sorghum (Golf)
Argentine Sorghum (Up River)	297.00	308.00	319.00	328.00	Argentynse Sorghum (Up River)
US Soybeans (Gulf)	665.00	676.00	690.00	674.00	VSA Sojabone (Gulf)
Argentine Soybeans (Up River)	646.00	651.00	671.00	653.00	Argentynse Sojabone (Up River)
Canadian Canola	835.00	906.00	947.00	988.00	Kanadese Canola
Argentine Groundnuts Runners 40/50	1 499.00	1 496.00	1 489.00	1 485.00	Argentynse Grondbone 40/50 Runners
US Groundnuts Runners 40/50 shelled	1 399.00	1 396.00	1 389.00	1 385.00	VSA Grondbone 40/50 Runners uitgedop
Australian Malting Barley (Commander Malt)	406.00	397.00	411.00	399.00	Australiese Moutgars (Commander Mout)



Futures prices (US\$/t) / Termynpryse (VSA\$/t) (d)(e) (2022/06/21)							
Commodity	Jul-22	Sep-22	Dec-22	Mar-23	May-23	Jul-23	Kommoditeit
US No3 Yellow maize	299.43	279.20	276.13	278.18	278.81	277.15	VSA No3 Geelmielies
US No2 HRW wheat	382.57	385.14	388.89	391.54	389.70	376.99	VSA No2 HRW koring
US Soybeans	617.66	560.78	n/a	554.24	553.58	552.48	VSA Sojabone



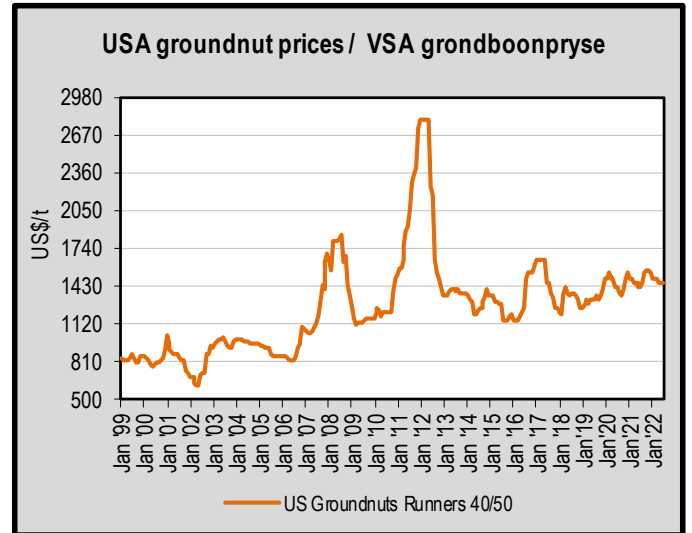
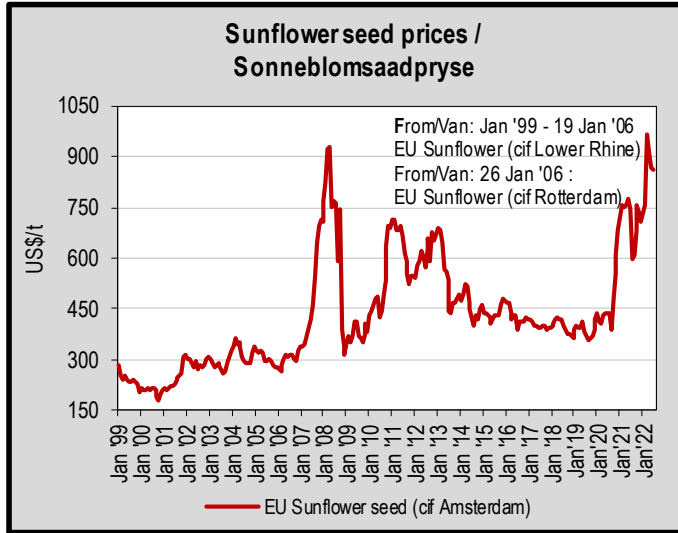
6. LOWEST REPRESENTATIVE ASKING PRICES
(US\$/t)(f)(g)(Prices of previous week)

6. LAAGSTE VERTEENWOORDIGENDE PRYSE GEVRA
(Pryse van vorige week)(VSA\$/t)(f)(g)

US\$/t	2022/06/16	2022/06/09	Change/ Verandering	VSA\$/t
Soybeans, USA, c.i.f. Rotterdam	676	n/a	n/a	Sojabone, VSA, k.a.v. Rotterdam
Groundnuts, USA Runners 40/50*	1 450	1 450	0.0	Grondbone, VSA Runners 40/50*
Groundnuts, Argentine Runners 40/50*	1 550	1 550	0.0	Grondbone, Argentynse Runners 40/50*
Sunflower seed, EU c.i.f. Amsterdam	n/a	n/a	n/a	Sonneblomsaad, EU k.a.v. Amsterdam
Sunflower seed, fob Black Sea	n/a	n/a <td n/a	Sonneblomsaad, Swart See	
Sunflower-oil, EU (fob) N.W. Europe	1 790	1 870	-4.3	Sonneblom-olie, EU (vab) N.W. Eur.
Rapeseed, Europe, 00, c.i.f. Hamburg	782	830	-5.8	Raapsaad, Europa, 00, k.a.v. Hamburg

* Shelled, c.i.f. Rotterdam

* Uitgedop k a v Rotterdam



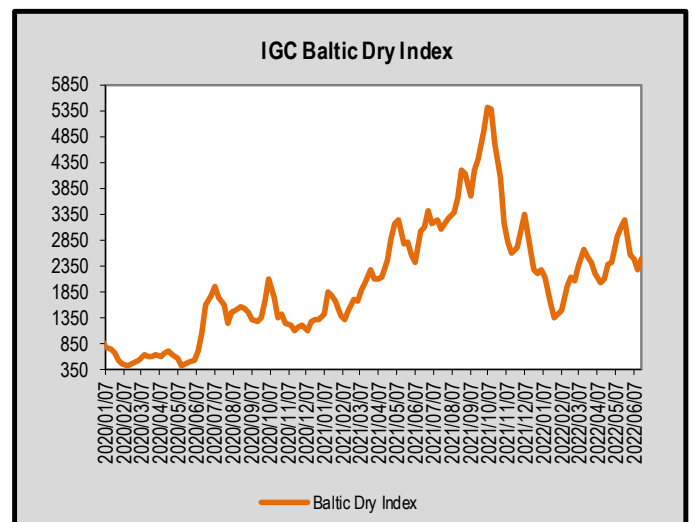
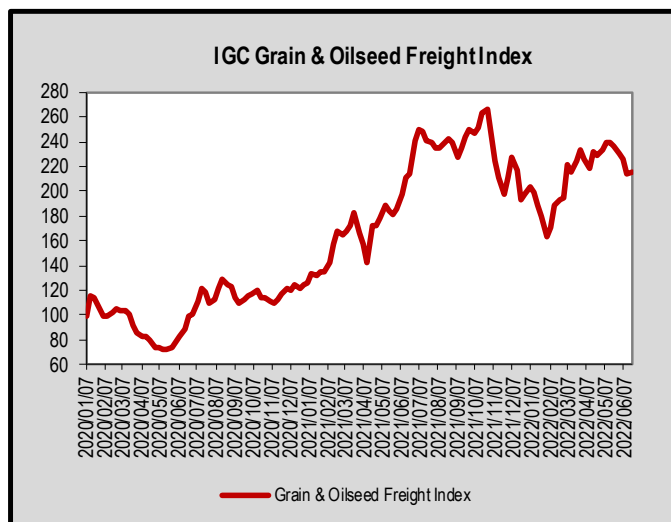
7. IGC FREIGHT INDICES (b) *

7. IGC VRAG INDEKSE (b)*

IGC FREIGHT INDICES / IGC VRAG INDEKSE							
	2022/05/17	2022/05/24	2022/05/31	2022/06/07	2022/06/14	2022/06/21	
Baltic Dry Index	3 095	3 253	2 566	2 514	2 284	2 484	Baltiese Droë Indeks
Grain & Oilseeds Freight Index*	239	237	230	226	214	216	Graan & Oliesade Vrag Indeks*

* IGC's Grain & Oilseeds Freight Index (GOFI) - covers 68 routes. The first week of January 2013 is taken as the index base of 100.

* IGC se Graan & Oliesade Vrag Indeks (GOVI) - verteenwoordig 68 roetes. Die eerste week van Januarie 2013 word gebruik as die indeks basis van 100.



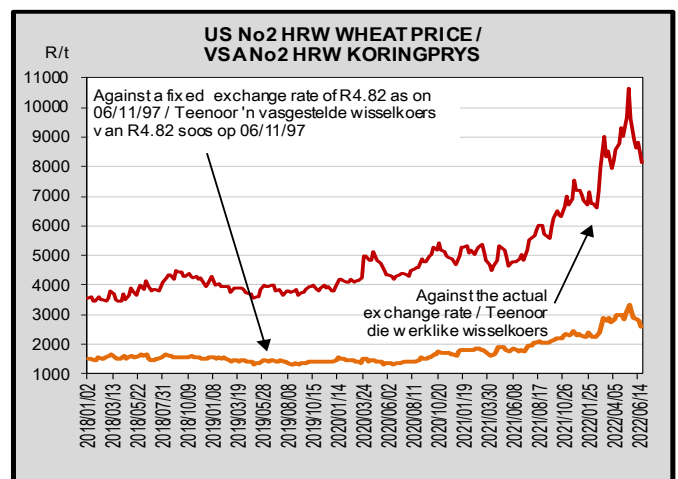
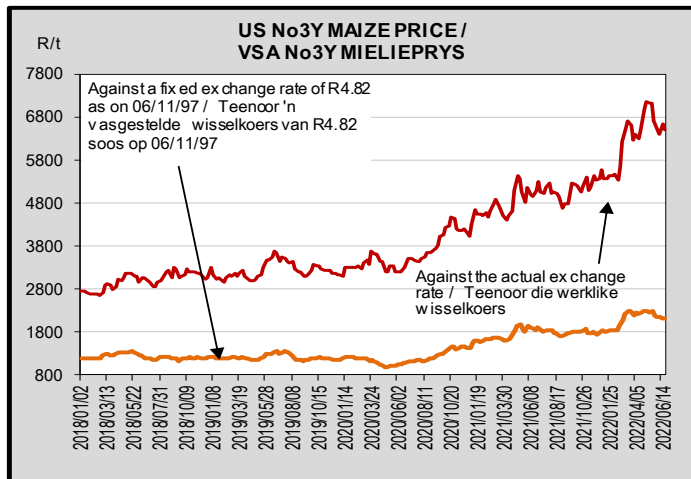
8. IMPORT PARITY PRICES – SUMMER GRAINS (b)(c)

8. INVOERPARITEITPRYSE - SOMERGRANE (b)(c)

INVOERPARITEITPRYSE VAN SOMERGRANE (BTW UITGESLT) SOOS OP			2022/06/21			IMPORT PARITY PRICES OF SUMMER GRAINS (VAT EXCL) AS ON		
ITEM	Nota/ Note	Mielies/Maize	Mielies/Maize	Sorghum	Sorghum	Sorghum	ITEM	
		VSA/ USA Golf/Gulf (no.3Y)	Argentynse/ Argentina Up River	VSA/ USA Golf/Gulf	Argentynse/ Argentina Up River	Australiese/ Australian Brisbane		
		\$/t	\$/t	\$/t	\$/t	\$/t		
Internasionale VAB pryse	a	342.00	301.00	370.00	297.00	335.00	International FOB prices	
Vraggeld	b	51.00	46.00	51.00	46.00	62.00	Freight Rates	
Assuransie (0.3% van VAB)		1.03	0.90	1.11	0.89	1.01	Insurance (0.3% of FOB)	
1 KOSTE, ASSURANSIE EN VRAG (KAV) \$/T		394.03	347.90	422.11	343.89	398.01	1 COST, INSURANCE AND FREIGHT (CIF) \$/T	
<i>Omskakel na R/t</i>							<i>Converted to R/t</i>	
R/\$ Wisselkoers op: 2022/06/21	c	15.9199	15.9199	15.9199	15.9199	15.9199	R/\$ Exchange rate on: 2022/06/21	
2 KOSTE, ASSURANSIE EN VRAG (KAV) R/t		R/t	R/t	R/t	R/t	R/t	2 COST, INSURANCE AND FREIGHT (CIF) R/t	
		6 272.92	5 538.53	6 719.95	5 474.69	6 336.28		
Finansieringskoste	d	42.54	37.56	45.57	37.12	42.97	Financing cost	
3 KOSTE, ASSURANSIE, VRAG EN FINANSIERING R/t		6 315.46	5 576.09	6 765.52	5 511.81	6 379.25	3 COST, INSURANCE, FREIGHT AND FINANCING R/t	
Aflaaiikoste:	e, f						Discharging cost	
- Kaapstad		216.77	216.77	n/a	n/a	n/a	- Cape Town	
- Durban		204.95	204.95	204.95	204.95	204.95	- Durban	
Invoertarif	g	0.00	0.00	176.71	141.85	159.99	Import Tariff	
4 VRY OP SPOOR (VOS) R/t							4 FREE ON RAIL (FOR) R/t	
- Kaapstad		6 532.23	5 792.86	n/a	n/a	n/a	- Cape Town	
- Durban		6 520.41	5 781.04	6 942.23	5 653.66	6 539.24	- Durban	
Spoorvragkoste	h						Railage cost	
- Durban na Randfontein		263.25	263.25	263.25	263.25	263.25	- Durban to Randfontein	
5 GELEWER:							5 DELIVERED:	
- Durban na Randfontein R/ton		6 783.66	6 044.29	7 205.48	5 916.91	6 802.49	- Durban to Randfontein R/ton	

- Notas/Notes:
- a Bron van pryse en vraggeld : IGC GMI
Source of prices and freight rates: IGC GMI
- | Termyn / Term | US\$/ton (VAB/FOB) | Vraggeld/Freight Rate: | US\$/ton |
|--|--------------------|---------------------------------|----------|
| Mielies/Maize: VSA/USA (Golf/Gulf No.3Y) | 342.00 | US Golf / Gulf | 51.00 |
| Mielies/Maize: Argentinië/Argentina (Up River) | 301.00 | Argentinië / Argentina | 46.00 |
| Sorghum: VSA/USA (Golf / Gulf Milo) | 370.00 | Australië/Australia (Fremantle) | 62.00 |
| Sorghum: Argentinië/Argentina (Up River) | 297.00 | | |
| Sorghum: Australië/Australia (Brisbane) | 335.00 | | |
- b Vraggeld: bereken vir vragte van +/- 20 000 - 30 000t. / Freight rates: calculated for freights of +/- 20 000 - 30 000t.
 - c Reserwebank / Reserve Bank
 - d Finansieringskoste: 30 000t @ KAV @ primakoers vir 30 dae. Bron/Source: SARB 8.25% 2022/05/20
Financing cost: 30 000t @ CIF @ prime rate for 30 days.
 - e Aflaaiikoste / Discharging costs (R/ton):

	Mielies/Maize:	Sorghum
Kaapstad / Cape Town:	216.77	n/a
Durban:	204.95	204.95
- f Ingesluit: Kaai gelde, hantering, kaaitoetsing, agente/dokumentasie, logistiek & opnames (inspeksie van skeepsvrag) / Included: Wharfage, handling, wharf supervision, agent/documentation, logistic & survey (inspection of shipload).
Uitgesluit: Gesondheidsinspeksie- skeepagentskapfooi, strookbetsingsfooi vir GMO, opbergingskoste asook BTW en invoerbelasting / Excluded: Health inspection fee, Ship agency fee, strip testing fees for GMO, storage costs as well as VAT and import duty.
N.B: Slegs 'n aanduiding, aangesien koste van opname beding kan word / N.B: Indication only, as cost of survey can be negotiated.
 - g Invoertarif / Import Tariff:
Mielies/Maize = Vry / Free
Sorghum = 3% op VAB / on FOB
 - h Neem asb. kennis van die verandering in Spoorwet se standaard spoorvrag op 1 April 2022, na R263.25.
Please note the change in Spoorwet's standard railage cost on 1 April 2022 to R263.25.



9. IMPORT PARITY PRICES – WINTER CEREALS (b)(c)

9. INVOERPARITEITPRYSSE - WINTERGRANE (b)(c)

INVOERPARITEITPRYSSE VAN WINTERGRANE (BTW UITGESLT) SOOS OP		2022/06/21		IMPORT PARITY PRICES OF WINTER CEREALS (VAT EXCL) AS ON					
ITEM	Nota/ Note	Koring/Wheat VSA/ USA Golf/Gulf HRW	Koring/Wheat VSA/ USA PNW DNS	Koring/Wheat Argentynse/ Argentine Up River Trigo Pan	Koring/Wheat EU Duitsland/ Germany Hamburg B kwaliteit/ quality	Koring/Wheat Russies/ Russian Black Sea 12.50%	Koring/Wheat Australian Adelaide 11.50%	Gars/Barley Australiaanse/ Australian Adelaide Mout/Malting	ITEM
		\$/t	\$/t	\$/t	\$/t	\$/t	\$/t	\$/t	
Internasionale VAB pryse	a	441.00	458.00	476.00	418.00	425.00	414.00	406.00	International FOB prices
Vraggeld	b	51.00	51.00	46.00	45.00	58.00	62.00	63.00	Freight Rates
Assuransie (0.3% van VAB)		1.32	1.37	1.43	1.25	1.28	1.24		Insurance (0.3% of FOB)
1 KOSTE, ASSURANSIE EN VRAG (KAV) \$/T		493.32	510.37	523.43	464.25	484.28	477.24	470.22	1 COST, INSURANCE AND FREIGHT (CIF) \$/T
<i>Omskakel na R/t</i>									<i>Converted to R/t</i>
R/\$ Wisselkoers op: 2022/06/21	c	15.9199	15.9199	15.9199	15.9199	15.9199	15.9199	15.9199	R/\$ Exchange rate on: 2022/06/21
2 KOSTE, ASSURANSIE EN VRAG (KAV) R/t		7 853.61	8 125.04	8 332.95	7 390.81	7 709.69	7 597.61	7 485.86	2 COST, INSURANCE AND FREIGHT (CIF) R/t
Finansieringskoste	d	53.25	55.09	56.50	50.12	52.28	51.52	50.76	Financing cost
3 KOSTE, ASSURANSIE, VRAG EN FINANSIERING R/t		7 906.86	8 180.13	8 389.45	7 440.93	7 761.97	7 649.13	7 536.62	3 COST, INSURANCE, FREIGHT AND FINANCING R/t
Aflaai-koste	e, f								Discharging cost
3.1 Kaapstad (Hoofsaaklik kaaihyskraan metode)		216.77	216.77	216.77	216.77	216.77	216.77	216.77	3.1 Cape Town (Mainly shore cranes method)
3.2 Durban (Hoofsaaklik suig-in-silo metode)		204.95	204.95	204.95	204.95	204.95	204.95	204.95	3.2 Durban (Mainly suction into silo method)
Invoertarif	g	0.00	0.00	0.00	0.00	0.00	0.00	0.00	Import Tariff
4 VRY OP SPOOR (VOS) R/t									4 FREE ON RAIL (FOR) R/t
4.1 Kaapstadhawe		8 123.63	8 396.90	8 606.22	7 657.70	7 978.74	7 865.90	7 753.39	4.1 Cape Town Harbour
4.2 Durbanhawe		8 111.81	8 385.08	8 594.40	7 645.88	7 966.92	7 854.08	7 741.57	4.2 Durban Harbour
Spoorvragkoste	h								Railage cost
- Kaapstad na Paarl		113.77	113.77	113.77	113.77	113.77	113.77	n/a	- Cape Town to Paarl
- Durban na Randfontein		263.25	263.25	263.25	263.25	263.25	263.25	263.25	- Durban to Randfontein
5 GELEWER:									5 DELIVERED:
- Kaapstad na Paarl R/ton		8 237.40	8 510.67	8 719.99	7 771.47	8 092.51	7 979.67	n/a	- Cape Town to Paarl R/ton
- Durban na Randfontein R/ton		8 375.06	8 648.33	8 857.65	7 909.13	8 230.17	8 117.33	8 004.82	- Durban to Randfontein R/ton
Notas/Notes: 2022/06/21									
a	Bron van pryse en vraggeld : IGC GMI		Source of prices and freight rates: IGC GMI		VAB/FOB		Gars/Barley =		Gars/Barley =
	Termyn / Term	US\$/ton	Vraggeld / Freight Rate:		US\$/ton	US\$ + 1	US\$ + 1		
	Koring/Wheat: HRW No 2 (Hard Red Winter) Gulf	441.00	VSA/USA (Golf / Gulf)		51.00				
	Koring/Wheat: DNS 14% No 2 (Dark Northern Spring) PNW	458.00	Argentinië / Argentine (Upriver)		46.00				
	Koring/Wheat: Argentinië / Argentine (Up River) Trigo Pan	476.00	EU (Rouen)		45.00	1.00	46.00		
	Koring/Wheat: EU (Germany) B kwaliteit / quality	418.00	Australië / Australia (Kwinana)		62.00	1.00	63.00		
	Koring/Wheat: Russian Milling 12.5%	425.00	Rusland/Russia (Novorossiysk)		58.00				
	Koring/Wheat: Australia ASW (Standard White) 11.5% Adelaide	414.00							
	Gars/Barley: Australian malting barley (Adelaide)	406.00							
b	Vraggeld: bereken vir vragte van +/- 20 000 - 30 000t. / Freight rates: calculated for freights of +/- 20 000 - 30 000t.								
c	Reserwebank / Reserve Bank								
d	Finansieringskoste: 30 000t @ KAV @ primakoers vir 30 dae. Bron/Source: SARB		8.25%	2022/05/20					
	Financing cost: 30 000t @ CIF @ prime rate for 30 days.								
e	Aflaai-koste / Discharging cost (R/ton):		Koring/Wheat:		Gars/Barley:				
	Bron / Source: Mainport Africa Shipping		216.77		216.77				
	Durban:		204.95		204.95				
f	Ingesluit: Kaai- en handtering, kaaitoetsing, agente/dokumentasie, logistiek & opnames (inspeksie van skeepsvrag). Included: Wharfage, handling, wharf supervision, agent/documentation, logistic & survey (inspection of shipload). Uitgesluit: Gesondheidsinspeksie-, skeepagentskapfooi, strooktoetsingsfooi vir GMO, opbergingskoste asook BTW en invoerbelasting. Excluded: Health inspection fee, Ship agency fee, strip testing fees for GMO, storage costs as well as VAT and import duty. N.B: Slegs 'n aanduiding, aangesien koste van opname beding kan word / N.B: Indication only, as cost of survey can be negotiated.								
g	Invoertarif / Import Tariff: Koring/Wheat = Vry/Free Gars/Barley = Vry/Free								
h	Neem asb. kennis van verandering in Spoornet se standaard spoorvrag op 1 April 2022 soos volg: Kaapstad na Paarl R113.77 en Durban na Randfontein R263.25. Please note the change on 1 April 2022, in Spoornet's standard railage cost as follows: Cape Town to Paarl R113.77 and Durban to Randfontein R263.25.								

10. IMPORT PARITY PRICES – OIL SEEDS (b)(c)(f)(g)

10. INVOERPARITEITPRYSE - OLIESADE (b)(c)(f)(g)

INVOERPARITEITPRYSE VAN OLIESADE (BTW UITGESLT) SOOS OP		2022/06/21								IMPORT PARITY PRICES OF OIL SEEDS (VAT EXCL) AS ON	
ITEM	Nota/ Note	Sojabone/ Soybeans	Sojabone/ Soybeans	Sojabone/ Soybeans	Sonneblom/ Sunflower	Sonneblom/ Sunflower	Canola	Grondbone/ Groundnuts	Grondbone/ Groundnuts	ITEM	
		VSA/ USA Golf/Gulf	Argentynse/ Argentine Up River	Brazilië/ Brazil Paranagua	EU Franse/ French Bordeaux	Swart See / Black Sea	Kanadese/ Canadian Vancouver	Argentynse/ Argentine Raw Runners 40/50	VSA/ USA Raw Runners 40/50		
Internasionale VAB pryse	a	\$/t	\$/t	\$/t	\$/t	\$/t	\$/t	\$/t	\$/t	International FOB prices	
Vraggeld	b	655.00	646.00	653.00	901.00	800.00 *	835.00	1499.00	1399.00	Freight Rates	
Assuransie (0.3% van VAB)		51.00	46.00	37.00	45.00	58.00	57.00	110.00	51.00	Insurance (0.3% of FOB)	
1 KOSTE, ASSURANSIE EN VRAG (KAV) \$/T		1.97	1.94	1.96	2.70	2.40	2.51	4.50	4.20	1 COST, INSURANCE AND FREIGHT (CIF) \$/T	
Omskakel na R/t		707.97	693.94	691.96	948.70	860.40	894.51	1613.50	1454.20	Converted to R/t	
R/\$ Wisselkoers op: 2022/06/21	c	15.9199	15.9199	15.9199	15.9199	15.9199	15.9199	15.9199	15.9199	R/\$ Exchange rate on: 2022/06/21	
2 KOSTE, ASSURANSIE EN VRAG (KAV) R/t		R/t	R/t	R/t	R/t	R/t	R/t	R/t	R/t	2 COST, INSURANCE AND FREIGHT (CIF) R/t	
		11270.81	11047.46	11015.93	15103.21	13697.48	14240.51	25686.76	23150.72		
Finansieringskoste	d	76.43	74.91	74.70	102.41	92.88	96.56	174.18	156.98	Financing cost	
3 KOSTE, ASSURANSIE, VRAG EN FINANSIERING R/t		11347.24	11122.37	11090.63	15205.62	13790.36	14337.07	25860.94	23307.70	3 COST, INSURANCE, FREIGHT AND FINANCING R/t	
Aflaaikoste: Durban	e, f	204.95	204.95	204.95	219.95	219.95	204.95	612.23	612.23	Discharging cost: Durban	
Invoertarif:	g	834.20	822.74	831.66	0.00	0.00	1329.31	2386.39	2227.19	Import Tariff:	
4 VRY OP SPOOR (VOS) R/t: Durban		12386.39	12150.06	12127.24	15425.57	14010.31	15871.33	28859.56	26147.12	4 FREE ON RAIL (FOR) R/t: Durban	
Spoorvragkoste	h									Railage cost	
- Durban na Randfontein		263.25	263.25	263.25	263.25	263.25	263.25	-	-	- Durban to Randfontein	
5 GELEWER:										5 DELIVERED:	
- Durban na Randfontein R/ton		12649.64	12413.31	12390.49	15688.82	14273.56	16134.58	-	-	- Durban to Randfontein R/ton	

Notas/Notes:

a Bron van pryse en vraggeld / Source of prices and freight rates : IGC (GMI), Geogalos Peanut World & Oilworld
2022/06/21

Termyn / Term	US\$/ton (VAB/FOB)	Vraggeld/Freight Rate:	US\$/ton
Sojabone/Soybeans: VSA/USA (Golf/Gulf)	Jul 2022 655.00	US Golf / Gulf	51.00
Sojabone/Soybeans: Argentinië/Argentina (Up River)	Jun 2022 646.00	Argentinië / Argentina	46.00
Sojabone/Soybeans: Brazilië/Brazil (Paranagua)	Jul 2022 653.00	Brazilië/Brazil (Santos)	37.00
Sonneblom/Sunflower: EU Frankryk/France (Bordeaux)	Jul 2022 901.00	EU (Rouen)	45.00
Sonneblom/Sunflower: Swart See/Black Sea	Jun 2022 800.00	Kanada/Canada (St Lawrence)	57.00
Canola: Kanada/Canada (Vancouver)	Jul 2022 835.00	Rusland / Russia (Novorossiysk)	58.00
Grondbone/Groundnuts: Argentinië/Argentina (Raw Runner 40/50)	Jul/Aug 2022 1499.00	Grondbone/Groundnuts (ARG)	110.00
Grondbone/Groundnuts: VSA/USA (Runners 40/50)	Jul 2022 1399.00		

b Vraggeld: bereken vir vragte van +/- 20 000 - 30 000t. / Freight rates: calculated for freights of +/- 20 000 - 30 000t.

c Reserwebank / Reservebank

d Finansieringskoste: 30 000t @ KAV @ primakoers vir 30 dae. Bron/Source: SARB 8.25% 2022/05/20
Financing cost: 30 000t @ CIF @ prime rate for 30 days.

e Aflaaikoste / Discharging costs (R/ton):

	Sojabone/ Soybeans	Sonneblom/ Sunflower	Canola	Grondbone/ Groundnuts
Bron / Source: Mainport Africa Shipping	Durban: 204.95	219.95	204.95	612.23

f Aflaaikoste / Discharging fees:

Ingesluit: Kaaigelde, hantering, kaaibesig, agente/dokumentasie, logistiek & opnames (inspeksie van skeepsvrag) /

Included: Wharfage, handling, wharf supervision, agent/documentation, logistic & survey (inspection of shipload).

Uitgesluit: Gesondheidsinspeksie-, skeepagentskapfooi, strooktoetsingsfooi vir GMO, opbergingskoste asook BTW en invoerbelasting /

Excluded: Health inspection fee, Ship agency fee, strip testing fees for GMO, storage costs as well as VAT and import duty.

N.B: Slegs 'n aanduiding, aangesien koste van opname beding kan word / N.B: Indication only, as cost of survey can be negotiated.

g Invoertarif / Import Tariff:

Sojabone/Soybeans = 8% op VAB / on FOB

Sonneblom/Sunflower = Vry / Free

Canola = 10% op VAB / on FOB

Grondbone/Groundnuts = 10% op VAB / on FOB

h Neem asb. kennis van die verandering in Spoorwet se standaard spoorvrag op 1 April 2022, na R263.25.

Please note the change on 1 April 2022 in Spoorwet's standard railage cost to R263.25.

i Kwotasies is k.a.v. pryse. VAB pryse dus berekende pryse (kav minus vraggeld) / Quotes are c.i.f. prices. FOB prices are therefore calculated prices (cif minus freight rates).

* Last price received for Sunflower seed fob Black Sea: 17 February 2022

11. EXPORT PARITY PRICES (b)(c)

11. UITVOERPARITEITSPRYSE (b)(c)

INDICATIVE EXPORT PARITY PRICES AS ON		2022/06/21			AANDUIDENDE UITVOERPARITEITSPRYSE SOOS OP	
	US No3Y Maize/ Mielies Gulf/Golf (b)	US HRW Wheat/Koring Gulf/Golf (b)	US DNS 14% Wheat/Koring PNW (b)	Argentine Raw Runner 40/50 Groundnuts/ Grondbone (f)	Hierdie is slegs 'n voorbeeld van hoe 'n uitvoerpariteitsprys bereken kan word - dit kan varieer volgens behoefte	
	Jul 2022	Jul 2022	Jul 2022	Jul/Aug 2022		
FOB Gulf value (\$/t)	342.00	441.00	458.00	1 499.00	VAB Golfwaarde (\$/t)	
Difference in quality and locality of SA ¹ Maize: Plus US\$10 (\$/t) Groundnuts: Less 3,5% of fob value	\$10.00			96,5%	¹ Kwaliteits- en liggingsverskil van SA Mielies: Plus VS\$10 (\$/t) Grondbone: Min 3,5% van vab waarde	
SA fob price (\$/t)	352.00	441.00	458.00	1 446.54	SA vab prys (\$/t)	
Exchange rate (1\$=): (2022/06/21) ²	15.9199	15.9199	15.9199	15.9199	² Wisselkoers (1\$=): (2022/06/21)	
FOB Gulf value (R/t)	5 603.80	7 020.68	7 291.31	23 028.77	VAB Golfwaarde (R/t)	
Marketing costs:					Bemerkings koste:	
Financing (Prime rate 8.25% - 30 days) (R/t)	38.00	47.61	49.44	156.15	Finansieringskoste (Primakoers 8.25% - 30 dae) (R/t)	
Railage: ³ Randfontein – Durban harbour	263.25	263.25	263.25	-	³ Spoorvrage: Randfontein – Durbanhawe	
Loading costs: (R/t) ⁴ Durban Harbour (Mainly spout method)	211.35	214.95	214.95	580.08	⁴ Oplaai-koste: (R/t) Durbanhawe (Hoofsaaklik trechter metode)	
EXPORT REALISATION (R/t):					UITVOER REALISASIE (R/t):	
Randfontein	5 091.20	6 494.87	6 763.67	22 292.54	Randfontein	

Difference in quality and locality of SA:
As from 14 June 2012, the discount/rebate will no longer be used to calculate the export parity price on US HRW and a new calculation will be added for US DNS, also without the discount/rebate. 1

Reserve Bank 2

Railage costs: Received from Transnet 3

Loading costs, received from Mainport Africa Shipping:
Included: Cargo dues, handling, wharf supervision, agency/documentation, logistics & surveys (inspection of cargo).
Excluded: Ship agent fees, health & PPECB inspections, storage facility & transport costs to storage facility, VAT & duties. 4

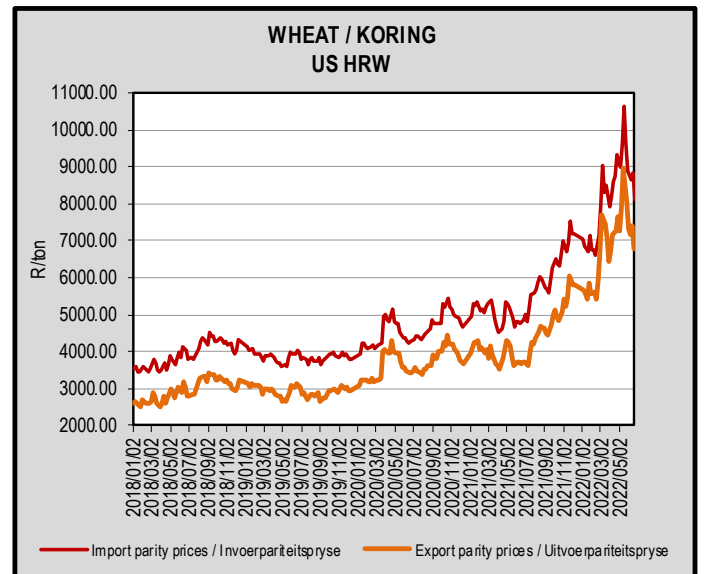
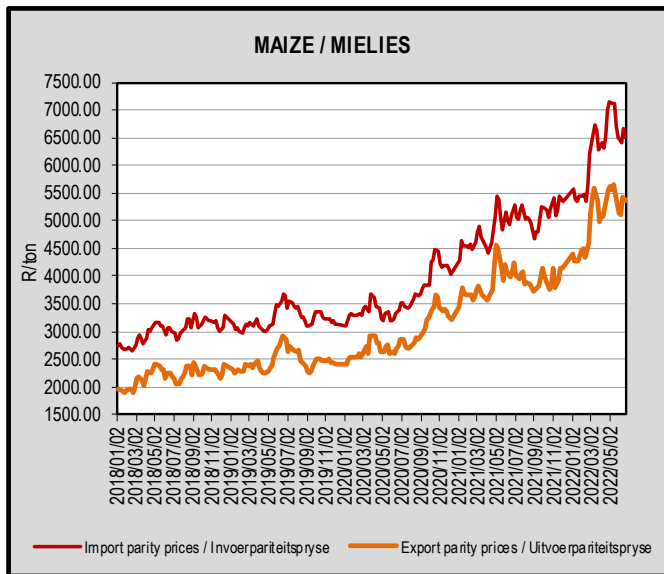
Kwaliteits- en liggingsverskil van SA:
Vanaf 14 Junie 2012 sal die diskonto/premie nie meer gebruik word by die berekening van die uitvoerpariteitsprys van US HRW nie en 'n nuwe berekening word nou vir US DNS gedoen, ook sonder diskonto/premie. 1

Reserwebank 2

Spoorvrage koste: Ontvang van Transnet 3

Oplaai-koste, ontvang van Mainport Africa Shipping:
Ingesluit: Kaaigelde, hantering, kaaitoesig, agente/dokumentasie, logistiek & opnames (inspeksie van skeepsvrag) 4

Uitgesluit: Skeepagentskaps-, inspeksie-, opbergings- en vervoerkoste na opbergingsfasiliteit, BTW & invoerbelasting.



Sources / Bronne:

(a) = Safex; (b) = International Grains Council; (c) = SARB;
(d) = CBOT; (e) = KCBT; (f) = Oil World; (g) = Geogalos Peanut World

* Formula according to ITAC (International Trade Administration Commission of South Africa)/
Formule volgens ITAC (International Trade Administration Commission of South Africa)

Bernard Schultz
General Manager / Hoofbestuurder

Indemnity/Vrywaring: Although everything has been done to ensure the accuracy of the information, neither SAGIS nor any of its directors or employees takes any responsibility for actions or losses that might occur as a result of the usage of this information. / Alhoewel alles gedoen is om te verseker dat die inligting korrek is, aanvaar nie SAGIS of enige van sy direkteure of werknemers verantwoordelikeid vir enige aksies of verliese as gevolg van die inligting wat gebruik is nie.