

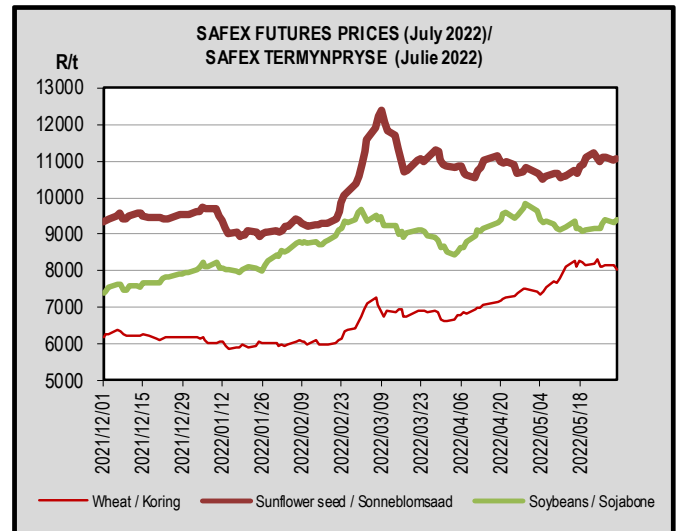
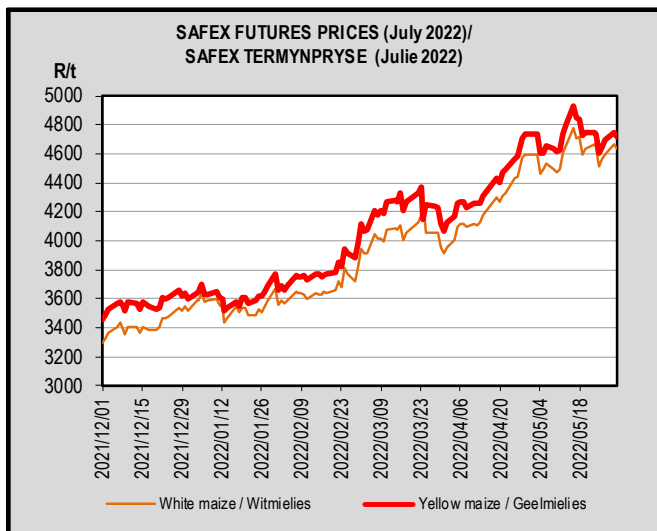
SAGIS WEEKLY BULLETIN / SAGIS WEEKLIKSE BULLETIN

1. PRODUCER DELIVERIES:	1. PRODUSENTELEWERINGS:
http://www.sagis.org.za/weekly_prod_deliveries.html	
2. IMPORTS, EXPORTS & MAIZE INTENTIONS:	2. INVOERE, UITVOERE & MIELIE INTENSIES:
http://www.sagis.org.za/weekly_imp-exp.html	

3. DOMESTIC PRICES PER SAFEX (R/t)(a)

3. PLAASLIKE PRYSE VOLGENS SAFEX (R/t)(a)

Commodity	Future Prices / Termynpryse (2022/05/31) R/ton					Kommoditeit
	Jun-22	Jul-22	Sep-22	Dec-22	Mar-23	
White maize	4 616.00	4 638.00	4 699.00	4 783.00	4 758.00	Witmielies
Yellow maize	4 682.00	4 713.00	4 770.00	4 845.00	4 815.00	Geelmielies
Wheat	8 123.00	8 052.00	7 946.00	7 439.00	7 570.00	Koring
Sunflower	10 948.00	11 054.00	11 233.00	11 394.00	10 815.00	Sonneblom
Soybeans	9 308.00	9 387.00	9 495.00	9 619.00	9 280.00	Sojabone



4. IMPORT TARIFF ON MAIZE & WHEAT (b)(c)

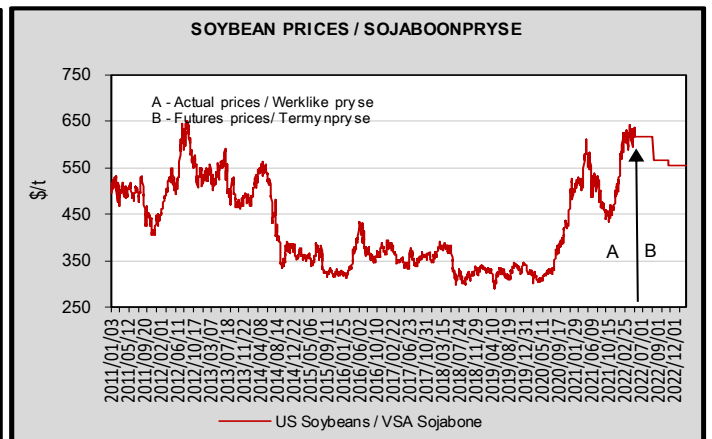
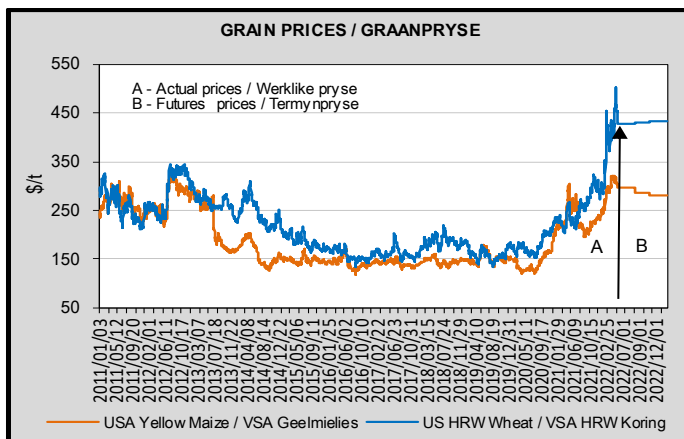
4. INVOERTARIEF OP MIELIES & KORING (b)(c)*

http://www.sagis.org.za/import_tariffs.html

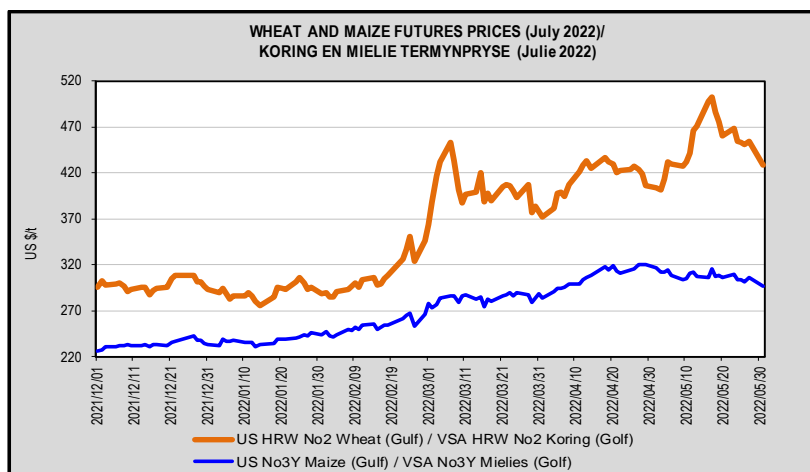
5. PRICES – INTERNATIONAL (US\$/t)

5. PRYSE - INTERNASIONAAL (VSA\$/t)

FOB (US\$/t)	Export Quotations/ Uitvoerkwotasie (b)(f)(g)				VAB (VSA\$/t)
	2022/05/31	2022/05/24	2022/05/17	2022/05/10	
US No 2 HRW Wheat (Gulf)	489.00	526.00	576.00	506.00	VSA No 2 HRW Koring (Golf)
US DNS Wheat 14% PNW	513.00	526.00	567.00	504.00	VSA DNS Koring 14% PNW
Argentine Wheat (Up River)	487.00	475.00	481.00	456.00	Argentynse Koring (Up River)
EU (France) Wheat (grade 1)	443.00	451.00	472.00	425.00	EU (Frankryk) Koring (graad 1)
EU (Germany) B Quality Wheat	449.00	455.00	469.00	433.00	EU (Duitsland) B Kwaliteit Koring
Russia Milling 12.5%	428.00	416.00	410.00	395.00	Swart See Maalkoring
Australia ASW 11.5% (Adelaide)	409.00	411.00	412.00	391.00	Australië ASW 11.5% (Adelaide)
Australia APW 10% (Adelaide)	435.00	435.00	436.00	415.00	Australië APW 10% (Adelaide)
US No 3Y Maize (Gulf)	336.00	343.00	357.00	351.00	VSA No3Y Mielies (Golf)
Argentine Maize (Up River)	310.00	316.00	318.00	308.00	Argentynse Mielies (Up River)
US Sorghum (Gulf)	375.00	383.00	394.00	388.00	VSA Sorghum (Golf)
Argentine Sorghum (Up River)	328.00	333.00	325.00	319.00	Argentynse Sorghum (Up River)
US Soybeans (Gulf)	674.00	675.00	668.00	647.00	VSA Sojabone (Gulf)
Argentine Soybeans (Up River)	653.00	659.00	655.00	625.00	Argentynse Sojabone (Up River)
Canadian Canola	988.00	974.00	978.00	930.00	Kanadese Canola
Argentine Groundnuts Runners 40/50	1 485.00	1 434.00	1 430.00	1 426.00	Argentynse Grondbone 40/50 Runners
US Groundnuts Runners 40/50 shelled	1 385.00	1 384.00	1 380.00	1 376.00	VSA Grondbone 40/50 Runners uitgedop
Australian Malting Barley (Commander Malt)	399.00	401.00	401.00	375.00	Australiese Moutgars (Commander Mout)



Futures prices (US\$/t) / Termynpryse (VSA\$/t) (d)(e) (2022/05/31)							
Commodity	Jul-22	Sep-22	Dec-22	Mar-23	May-23	Jul-23	Kommoditeit
US No3 Yellow maize	296.60	285.42	280.07	282.03	282.11	280.30	VSA No3 Geelmielies
US No2 HRW wheat	428.21	430.63	433.94	434.75	428.06	410.28	VSA No2 HRW koring
US Soybeans	618.47	567.54	n/a	553.95	554.09	553.51	VSA Sojabone



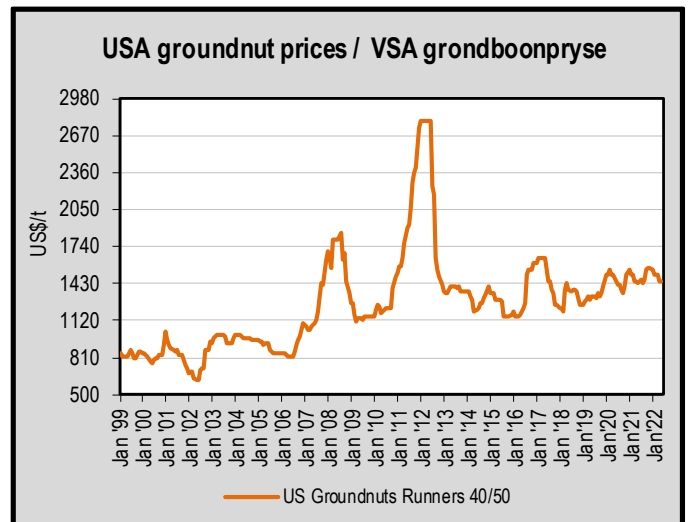
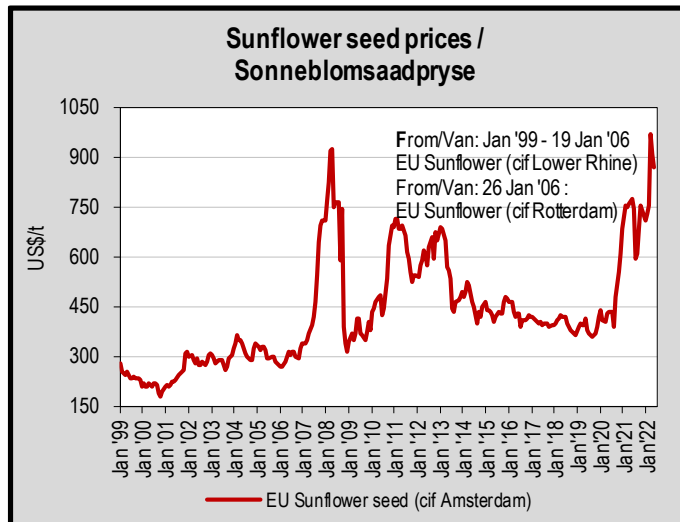
6. LOWEST REPRESENTATIVE ASKING PRICES
(US\$/t)(f)(g)(Prices of previous week)

6. LAAGSTE VERTEENWOORDIGENDE PRYSE GEVRA
(Pryse van vorige week)(VSA\$/t)(f)(g)

US\$/t	2022/05/25	2022/05/19	Change/ Verandering	VSA\$/t
Soybeans, USA, c.i.f. Rotterdam	718	720	-0.3	Sojabone, VSA, k.a.v. Rotterdam
Groundnuts, USA Runners 40/50*	1 450	1 450	0.0	Grondbone, VSA Runners 40/50*
Groundnuts, Argentine Runners 40/50*	1 550	1 500	3.3	Grondbone, Argentynse Runners 40/50*
Sunflower seed, EU c.i.f. Amsterdam	870	870	0.0	Sonneblomsaad, EU k.a.v. Amsterdam
Sunflower seed, fob Black Sea	810	810	0.0	Sonneblomsaad, Swart See
Sunflower-oil, EU (fob) N.W. Europe	2 060	2 080	-1.0	Sonneblom-olie, EU (vab) N.W. Eur.
Rapeseed, Europe, 00, c.i.f. Hamburg	962	958	0.4	Raapsaad, Europa, 00, k.a.v. Hamburg

* Shelled, c.i.f. Rotterdam

* Uitgedop k a v Rotterdam



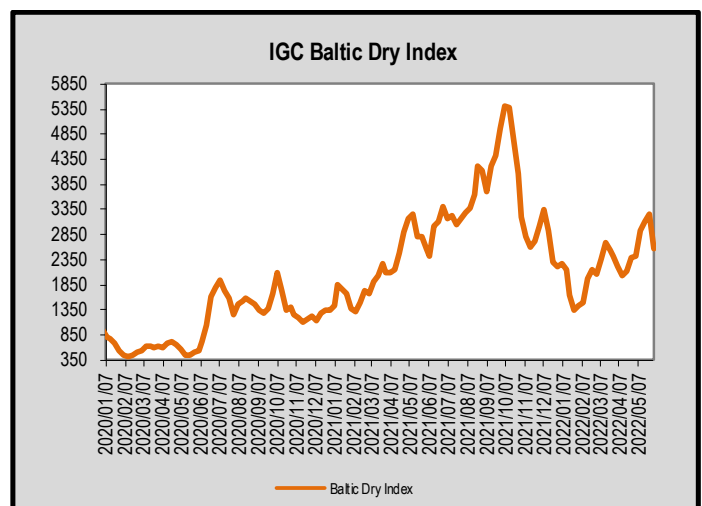
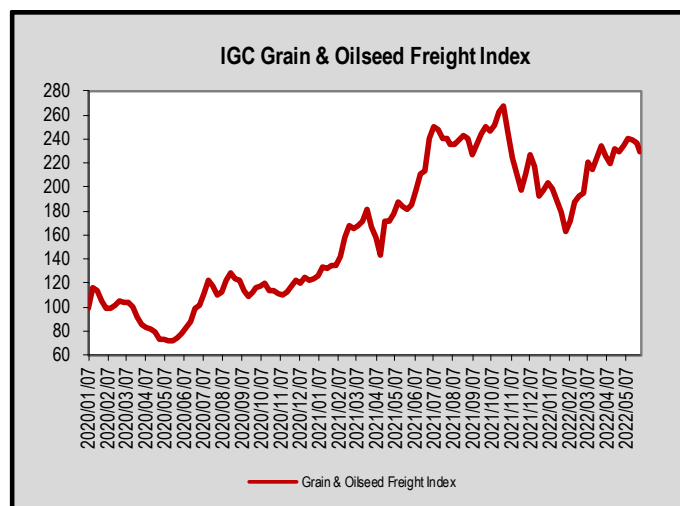
7. IGC FREIGHT INDICES (b) *

7. IGC VRAG INDEKSE (b)*

IGC FREIGHT INDICES / IGC VRAG INDEKSE							
	2022/04/26	2022/05/03	2022/05/10	2022/05/17	2022/05/24	2022/05/31	
Baltic Dry Index	2 404	2 412	2 939	3 095	3 253	2 566	Baltiese Droë Indeks
Grain & Oilseeds Freight Index*	229	234	240	239	237	230	Graan & Oliesade Vrag Indeks*

* IGC's Grain & Oilseeds Freight Index (GOFI) - covers 68 routes. The first week of January 2013 is taken as the index base of 100.

* IGC se Graan & Oliesade Vrag Indeks (GOVI) - verteenwoordig 68 roetes. Die eerste week van Januarie 2013 word gebruik as die indeks basis van 100.



8. IMPORT PARITY PRICES – SUMMER GRAINS (b)(c)

8. INVOERPARITEITPRYSE - SOMERGRANE (b)(c)

INVOERPARITEITPRYSE VAN SOMERGRANE (BTW UITGESLT) SOOS OP			2022/05/31		IMPORT PARITY PRICES OF SUMMER GRAINS (VAT EXCL) AS ON		
ITEM	Note/Note	Mielies/Maize VSA/USA Golf/Gulf (no.3Y) \$/t	Mielies/Maize Argentynse/Argentine Up River \$/t	Sorghum VSA/USA Golf/Gulf \$/t	Sorghum Argentynse/Argentine Up River \$/t	Sorghum Australiese/Australian Brisbane \$/t	ITEM
Internasionale VAB pryse	a	336.00	310.00	375.00	328.00	333.00	International FOB prices
Vraggeld	b	65.00	53.00	65.00	53.00	68.00	Freight Rates
Assuransie (0.3% van VAB)		1.01	0.93	1.13	0.98	1.00	Insurance (0.3% of FOB)
1 KOSTE, ASSURANSIE EN VRAG (KAV) \$/T		402.01	363.93	441.13	381.98	402.00	1 COST, INSURANCE AND FREIGHT (CIF) \$/T
<i>Omskakel na R/t</i>							<i>Converted to R/t</i>
R/\$ Wisselkoers op: 2022/05/31	c	15.5455 R/t	15.5455 R/t	15.5455 R/t	15.5455 R/t	15.5455 R/t	R/\$ Exchange rate on: 2022/05/31
2 KOSTE, ASSURANSIE EN VRAG (KAV) R/t		6 249.45	5 657.47	6 857.59	5 938.07	6 249.29	2 COST, INSURANCE AND FREIGHT (CIF) R/t
Finansieringskoste	d	42.38	38.36	46.50	40.26	42.38	Financing cost
3 KOSTE, ASSURANSIE, VRAG EN FINANSIERING R/t		6 291.83	5 695.83	6 904.09	5 978.33	6 291.67	3 COST, INSURANCE, FREIGHT AND FINANCING R/t
Aflaaiikoste:	e, f						Discharging cost:
- Kaapstad		216.77	216.77	n/a	n/a	n/a	- Cape Town
- Durban		204.95	204.95	204.95	204.95	204.95	- Durban
Invoertarif	g	0.00	0.00	174.89	152.97	155.30	Import Tariff
4 VRY OP SPOOR (VOS) R/t							4 FREE ON RAIL (FOR) R/t
- Kaapstad		6 508.60	5 912.60	n/a	n/a	n/a	- Cape Town
- Durban		6 496.78	5 900.78	7 078.98	6 131.30	6 446.97	- Durban
Spoorvragkoste	h						Railage cost
- Durban na Randfontein		263.25	263.25	263.25	263.25	263.25	- Durban to Randfontein
5 GELEWER:							5 DELIVERED:
- Durban na Randfontein R/ton		6 760.03	6 164.03	7 342.23	6 394.55	6 710.22	- Durban to Randfontein R/ton

Notas/Notes:

a Bron van pryse en vraggeld : IGC GMI 2022/05/31
Source of prices and freight rates: IGC GMI

Termyn / Term	US\$/ton (VAB/FOB)	Vraggeld/Freight Rate:	US\$/ton
Jun 2022	336.00	US Golf / Gulf	65.00
Jun 2022	310.00	Argentinië / Argentina	53.00
Jun 2022	375.00	Australië/Australia (Fremantle)	68.00
Jun 2022	328.00		
Jun 2022	333.00		

b Vraggeld: bereken vir vragte van +/- 20 000 - 30 000t / Freight rates: calculated for freights of +/- 20 000 - 30 000t.

c Reserwebank / Reserve Bank

d Finansieringskoste: 30 000t @ KAV @ primakoers vir 30 dae. Bron/Source: SARB 8.25% 2022/05/20
Financing cost: 30 000t @ CIF @ prime rate for 30 days.

e Aflaaiikoste / Discharging costs (R/ton):

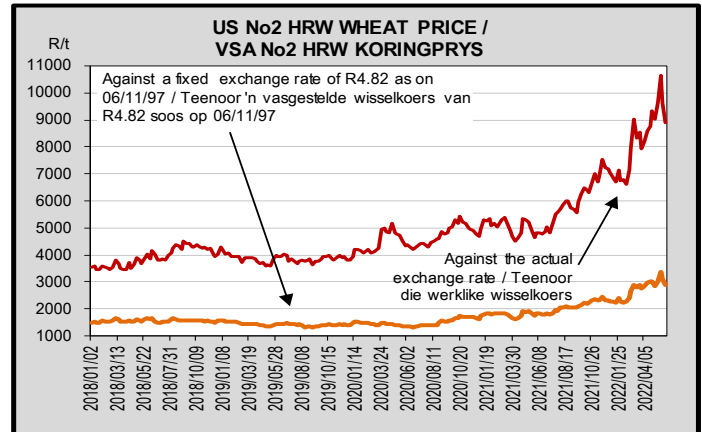
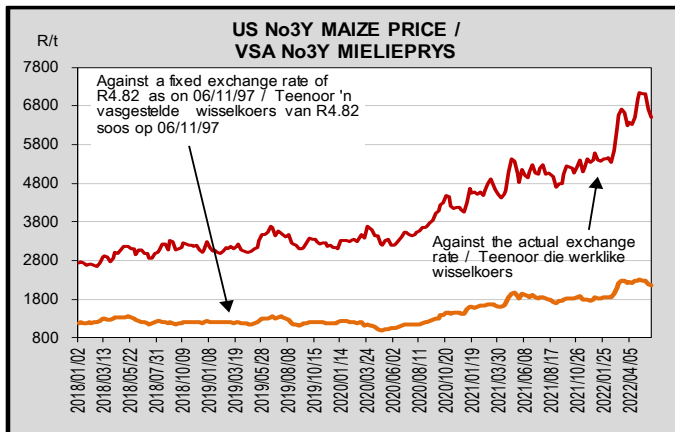
	Mielies/Maize:	Sorghum
Kaapstad / Cape Town:	216.77	n/a
Durban:	204.95	204.95

Bron / Source: Mainport Africa Shipping

f Ingesluit: Kaaigelde, hantering, kaaibesig, agente/dokumentasie, logistiek & opnames (inspeksie van skeepsvrag) / Included: Wharfage, handling, wharf supervision, agent/documentation, logistic & survey (inspection of shipload).
Uitgesluit: Gesondheidsinspeksie-, skeepagentskapfooi, strooktoetsingsfooi vir GMO, opbergingskoste asook BTW en invoerbelasting / Excluded: Health inspection fee, Ship agency fee, strip testing fees for GMO, storage costs as well as VAT and import duty.
N.B: Slegs 'n aanduiding, aangesien koste van opname beding kan word / N.B: Indication only, as cost of survey can be negotiated.

g Invoertarif / Import Tariff:
Mielies/Maize = Vry / Free
Sorghum = 3% op VAB / on FOB

h Neem asb. kennis van die verandering in Spoorwet se standaard spoorvrag op 1 April 2022, na R263.25.
Please note the change in Spoorwet's standard railage cost on 1 April 2022 to R263.25.



9. IMPORT PARITY PRICES – WINTER CEREALS (b)(c)

9. INVOERPARITEITPRYSSE - WINTERGRANE (b)(c)

INVOERPARITEITPRYSSE VAN WINTERGRANE (BTW UITGESLT) SOOS OP		2022/05/31				IMPORT PARITY PRICES OF WINTER CEREALS (VAT EXCL) AS ON				
ITEM	Nota/ Note	Koring/Wheat	Koring/Wheat	Koring/Wheat	Koring/Wheat	Koring/Wheat	Koring/Wheat	Gars/Barley	ITEM	
		VSA/ USA Golf/Gulf HRW	VSA/ USA PNW DNS	Argentynse/ Argentine Up River Trigo Pan	EU Duitsland/ Germany Hamburg B kwaliteit/ quality R/t	Russies/ Russian Black Sea 12.50%	Australian Adelaide 11.50%	Australiaanse/ Australian Adelaide Mout/Malting \$/t		
Internasionale VAB pryse	a	489.00	513.00	487.00	449.00	428.00	409.00	399.00	International FOB prices	
Vraggeld	b	65.00	65.00	53.00	58.00	73.00	68.00	69.00	Freight Rates	
Assuransie (0.3% van VAB)		1.47	1.54	1.46	1.35	1.28	1.23	1.20	Insurance (0.3% of FOB)	
1 KOSTE, ASSURANSIE EN VRAG (KAV) \$/T		555.47	579.54	541.46	508.35	502.28	478.23	469.20	1 COST, INSURANCE AND FREIGHT (CIF) \$/T	
<i>Omskakel na R/t</i>									<i>Converted to R/t</i>	
R/\$ Wisselkoers op: 2022/05/31	c	15.5455	15.5455	15.5455	15.5455	15.5455	15.5455	15.5455	R/\$ Exchange rate on: 2022/05/31	
2 KOSTE, ASSURANSIE EN VRAG (KAV) R/t		8 635.06	9 009.24	8 417.27	7 902.55	7 808.19	7 434.32	7 293.95	2 COST, INSURANCE AND FREIGHT (CIF) R/t	
Finansieringskoste	d	58.55	61.09	57.08	53.59	52.95	50.41	49.46	Financing cost	
3 KOSTE, ASSURANSIE, VRAG EN FINANSIERING R/t		8 693.61	9 070.33	8 474.35	7 956.14	7 861.14	7 484.73	7 343.41	3 COST, INSURANCE, FREIGHT AND FINANCING R/t	
Aflaaikoste	e, f								Discharging cost	
3.1 Kaapstad (Hoofsaaklik kaaihykskraan metode)		216.77	216.77	216.77	216.77	216.77	216.77	216.77	3.1 Cape Town (Mainly shore cranes method)	
3.2 Durban (Hoofsaaklik suig-in-silo metode)		204.95	204.95	204.95	204.95	204.95	204.95	204.95	3.2 Durban (Mainly suction into silo method)	
Invoertarief	g	0.00	0.00	0.00	0.00	0.00	0.00	0.00	Import Tariff	
4 VRY OP SPOOR (VOS) R/t									4 FREE ON RAIL (FOR) R/t	
4.1 Kaapstadhawe		8 910.38	9 287.10	8 691.12	8 172.91	8 077.91	7 701.50	7 560.18	4.1 Cape Town Harbour	
4.2 Durbanhawe		8 898.56	9 275.28	8 679.30	8 161.09	8 066.09	7 689.68	7 548.36	4.2 Durban Harbour	
Spoorvragkoste	h								Railage cost	
- Kaapstad na Paarl		113.77	113.77	113.77	113.77	113.77	113.77	n/a	- Cape Town to Paarl	
- Durban na Randfontein		263.25	263.25	263.25	263.25	263.25	263.25	263.25	- Durban to Randfontein	
5 GELEWER:									5 DELIVERED:	
- Kaapstad na Paarl R/ton		9 024.15	9 400.87	8 804.89	8 286.68	8 191.68	7 815.27	n/a	- Cape Town to Paarl R/ton	
- Durban na Randfontein R/ton		9 161.81	9 538.53	8 942.55	8 424.34	8 329.34	7 952.93	7 811.61	- Durban to Randfontein R/ton	

Notas/Notes: 2022/05/31

a Bron van pryse en vraggeld : IGC GMI
Source of prices and freight rates: IGC GMI

Termyn / Term	VAB/FOB US\$/ton	Vraggeld / Freight Rate: US\$/ton	Gars/Barley = US\$ + 1	Gars/Barley = US\$ + 1
Koring/Wheat: HRW No 2 (Hard Red Winter) Gulf	489.00	VSA/USA (Golf / Gulf)	65.00	
Koring/Wheat: DNS 14% No 2 (Dark Northern Spring) PNW	513.00	Argentinië / Argentina (Upriver)	53.00	
Koring/Wheat: Argentinië / Argentine (Up River) Trigo Pan	487.00	EU (Rouen)	58.00	1.00
Koring/Wheat: EU (Germany) B kwaliteit / quality	449.00	Australië / Australia (Kwinana)	68.00	1.00
Koring/Wheat: Russian Milling 12.5%	428.00	Rusland/Russia (Novorossiysk)	73.00	
Koring/Wheat: Australia ASW (Standard White) 11.5% Adelaide	409.00			
Gars/Barley: Australian malting barley (Adelaide)	399.00			

b Vraggeld: bereken vir vragte van +/- 20 000 - 30 000t. / Freight rates: calculated for freights of +/- 20 000 - 30 000t.

c Reserwebank / Reserve Bank

d Finansieringskoste: 30 000t @ KAV @ primakoers vir 30 dae. Bron/Source: SARB 8.25% 2022/05/20
Financing cost: 30 000t @ CIF @ prime rate for 30 days.

e Aflaaikoste / Discharging cost (R/ton):
Bron / Source: Mainport Africa Shipping

	Koring/Wheat:	Gars/Barley:
Kaapstad /	216.77	216.77
Durban:	204.95	204.95

f Ingesluit: Kaagelde, hantering, kaaitoetsing, agente/dokumentasie, logistiek & opnames (inspeksie van skeepsvrag).
Included: Wharfage, handling, wharf supervision, agent/documentation, logistic & survey (inspection of shipload).
Uitgesluit: Gesondheidsinspeksie-, skeepagentskapfooi, strooktoetsingsfooi vir GMO, opbergingskoste asook BTW en invoerbelasting.
Excluded: Health inspection fee, Ship agency fee, strip testing fees for GMO, storage costs as well as VAT and import duty.
N.B: Slegs 'n aanduiding, aangesien koste van opname beding kan word / N.B: Indication only, as cost of survey can be negotiated.

g Invoertarief / Import Tariff:
Koring/Wheat = Vry/Free
Gars/Barley = Vry/Free

h Neem asb. kennis van verandering in Spoorwet se standaard spoorvrag op 1 April 2022 soos volg:
Kaapstad na Paarl R113.77 en Durban na Randfontein R263.25.
Please note the change on 1 April 2022, in Spoorwet's standard railage cost as follows:
Cape Town to Paarl R113.77 and Durban to Randfontein R263.25.

10. IMPORT PARITY PRICES – OIL SEEDS (b)(c)(f)(g)

10. INVOERPARITEITPRYSE - OLIESADE (b)(c)(f)(g)

INVOERPARITEITPRYSE VAN OLIESADE (BTW UITGESLT) SOOS OP		2022/05/31								IMPORT PARITY PRICES OF OIL SEEDS (VAT EXCL) AS ON	
ITEM	Nota/Note	Sojabone/Soybeans	Sojabone/Soybeans	Sojabone/Soybeans	Sonneblom/Sunflower	Sonneblom/Sunflower	Canola	Grondbone/Groundnuts	Grondbone/Groundnuts	ITEM	
		VSA/USA Golf/Gulf	Argentynse/Argentine Up River	Brazilië/Brazil Paranagua	Fransë/France Bordeaux	Swart See / Black Sea	Kanadese/Canadian Vancouver	Argentynse/Argentine Raw Runners 40/50	VSA/USA Raw Runners 40/50		
		\$/t	\$/t	\$/t	\$/t	\$/t	\$/t	\$/t	\$/t		
Internasionale VAB pryse	a	674.00	653.00	677.00	1067.00	810.00 *	988.00	1485.00 i	1385.00 i	International FOB prices	
Vraggeld	b	65.00	53.00	44.00	58.00	73.00	73.00	110.00	65.00	Freight Rates	
Assuransie (0.3% van VAB)		2.02	1.96	2.03	3.20	2.43	2.96	4.46	4.16	Insurance (0.3% of FOB)	
1 KOSTE, ASSURANSIE EN VRAG (KAV) \$/T Omskakel na R/t R/\$ Wisselkoers op: 2022/05/31	c	741.02	707.96	723.03	1128.20	885.43	1063.96	1599.46	1454.16	1 COST, INSURANCE AND FREIGHT (CIF) \$/T Converted to R/t R/\$ Exchange rate on: 2022/05/31	
2 KOSTE, ASSURANSIE EN VRAG (KAV) R/t		15.5455	15.5455	15.5455	15.5455	15.5455	15.5455	15.5455	15.5455	2 COST, INSURANCE AND FREIGHT (CIF) R/t	
3 KOSTE, ASSURANSIE, VRAG EN FINANSIERING R/t	d	11519.53	11005.59	11239.86	17538.43	13764.45	16539.79	24864.41	22605.64	3 COST, INSURANCE, FREIGHT AND FINANCING R/t	
Finansieringskoste		78.11	74.63	76.22	118.92	93.33	112.15	168.60	153.28	Financing cost	
4 VRY OP SPOOR (VOS) R/t Durban	e, f	11597.64	11080.22	11316.08	17657.35	13857.78	16651.94	25033.01	22758.92	4 FREE ON RAIL (FOR) R/t Durban	
Aflaaiikoste: Durban	g	204.95	204.95	204.95	219.95	219.95	204.95	612.23	612.23	Discharging cost: Durban	
Invoertarif:	h	838.21	812.10	841.94	0.00	0.00	1535.90	2308.51	2153.05	Import Tariff:	
5 GELEWER: - Durban na Randfontein R/ton		12640.80	12097.27	12362.97	17877.30	14077.73	18392.79	27953.75	25524.20	5 DELIVERED: - Durban to Randfontein R/ton	
Spoorvragkoste - Durban na Randfontein		263.25	263.25	263.25	263.25	263.25	263.25	-	-	Railage cost - Durban to Randfontein	
Notas/Notes:											

a Bron van pryse en vraggeld / Source of prices and freight rates : IGC (GMI), Georgalos Peanut World & Oilworld
2022/05/31

Termyn / Term	US\$/ton (VAB/FOB)	Vraggeld/Freight Rate:	US\$/ton
Sojabone/Soybeans: VSA/USA (Golf/Gulf)	674.00	US Golf / Gulf	65.00
Sojabone/Soybeans: Argentinië/Argentina (Up River)	653.00	Argentinië / Argentina	53.00
Sojabone/Soybeans: Brazilië/Brazil (Paranagua)	677.00	Brazilië/Brazil (Santos)	44.00
Sonneblom/Sunflower: EU Frankryk/France (Bordeaux)	1067.00	EU (Rouen)	58.00
Sonneblom/Sunflower: Swart See/Black Sea	810.00	Kanada/Canada (St Lawrence)	73.00
Canola: Kanada/Canada (Vancouver)	988.00	Rusland / Russia (Novorossiysk)	73.00
Grondbone/Groundnuts: Argentinië/Argentina (Raw Runner 40/50)	1485.00	Grondbone/Groundnuts (ARG)	110.00
Grondbone/Groundnuts: VSA/USA (Runners 40/50)	1385.00		

b Vraggeld: bereken vir vragte van +/- 20 000 - 30 000t. / Freight rates: calculated for freights of +/- 20 000 - 30 000t

c Reserwebank / Reservebank

d Finansieringskoste: 30 000t @ KAV @ primakoers vir 30 dae. Bron/Source: SARB 8.25% 2022/05/20
Financing cost: 30 000t @ CIF @ prime rate for 30 days.

e Aflaaiikoste / Discharging costs (R/ton):

	Sojabone/Soybeans	Sonneblom/Sunflower	Canola	Grondbone/Groundnuts
Durban:	204.95	219.95	204.95	612.23

f Aflaaiikoste / Discharging fees:

Ingesluit: Kaaigelde, hantering, kaaitoetsing, agente/dokumentasie, logistiek & opnames (inspeksie van skeepsvrag) / Included: Wharfage, handling, wharf supervision, agent/documentation, logistic & survey (inspection of shipload).

Uitgesluit: Gesondheidsinspeksie-, skeepagentskapfooi, strooktoetsingsfooi vir GMO, opbergingskoste asook BTW en invoerbelasting / Excluded: Health inspection fee, Ship agency fee, strip testing fees for GMO, storage costs as well as VAT and import duty.

N.B: Slegs 'n aanduiding, aangesien koste van opname beding kan word / N.B: Indication only, as cost of survey can be negotiated.

g Invoertarif / Import Tariff:

Sojabone/Soybeans = 8% op VAB / on FOB

Sonneblom/Sunflower = Vry / Free

Canola = 10% op VAB / on FOB

Grondbone/Groundnuts = 10% op VAB / on FOB

h Neem asb. kennis van die verandering in Spoornet se standaard spoorvrag op 1 April 2022, na R263.25.

Please note the change on 1 April 2022 in Spoornet's standard railage cost to R263.25.

i Kwotasies is k.a.v. pryse. VAB pryse dus berekende pryse (kav minus vraggeld) / Quotes are c.i.f. prices. FOB prices are therefore calculated prices (cif minus freight rates).

* Last price received for Sunflower seed fob Black Sea: 17 February 2022

11. EXPORT PARITY PRICES (b)(c)

11. UITVOERPARITEITPRYSE (b)(c)

INDICATIVE EXPORT PARITY PRICES AS ON	2022/05/31				AANDUIDENDE UITVOERPARITEITSPRYSE SOOS OP
This is only an example of how an export parity price can be calculated - it can vary according to need	US No3Y Maize/ Mielies Gulff/Golf (b)	US HRW Wheat/Koring Gulff/Golf (b)	US DNS 14% Wheat/Koring PNW (b)	Argentine Raw Runner 40/50 Groundnuts/ Grondbone (f)	Hierdie is slegs 'n voorbeeld van hoe 'n uitvoerpariteitsprys bereken kan word - dit kan varieer volgens behoefte
	Jun 2022	Jun 2022	Jun 2022	Jul 2022	
FOB Gulf value (\$/t)	336.00	489.00	513.00	1 485.00	VAB Golfwaarde (\$/t)
Difference in quality and locality of SA ¹ Maize: Plus US\$10 (\$/t) Groundnuts: Less 3,5% of fob value	\$10.00			96,5%	¹ Kwaliteits- en liggingsverskil van SA Mielies: Plus VSAS\$10 (\$/t) Grondbone: Min 3,5% van vab waarde
SA fob price (\$/t)	346.00	489.00	513.00	1 433.03	SA vab prys (\$/t)
Exchange rate (1\$=): (2022/05/31) ²	15.5455	15.5455	15.5455	15.5455	² Wisselkoers (1\$=): (2022/05/31)
FOB Gulf value (R/t)	5 378.74	7 601.75	7 974.84	22 277.17	VAB Golfwaarde (R/t)
Marketing costs:					Bemerkings koste:
Financing (Prime rate 8.25% - 30 days) (R/t)	36.47	51.55	54.08	151.06	Finansieringskoste (Primakoers 8.25% - 30 dae) (R/t)
Railage: ³ Randfontein – Durban harbour	263.25	263.25	263.25	-	³ Spoorvrag: Randfontein – Durbanhawe
Loading costs: (R/t) ⁴ Durban Harbour (Mainly spout method)	211.35	214.95	214.95	580.08	⁴ Oplaai-koste: (R/t) Durbanhawe (Hoofsaaklik tregter metode)
EXPORT REALISATION (R/t): Randfontein	4 867.67	7 072.00	7 442.56	21 546.03	UITVOER REALISASIE (R/t): Randfontein

Difference in quality and locality of SA:
As from 14 June 2012, the discount/rebate will no longer be used to calculate the export parity price on US HRW and a new calculation will be added for US DNS, also without the discount/rebate. 1

Reserve Bank 2

Railage costs: Received from Transnet 3

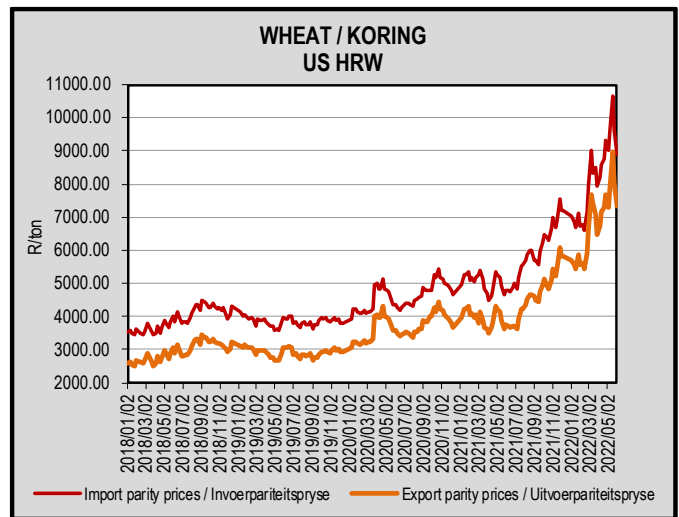
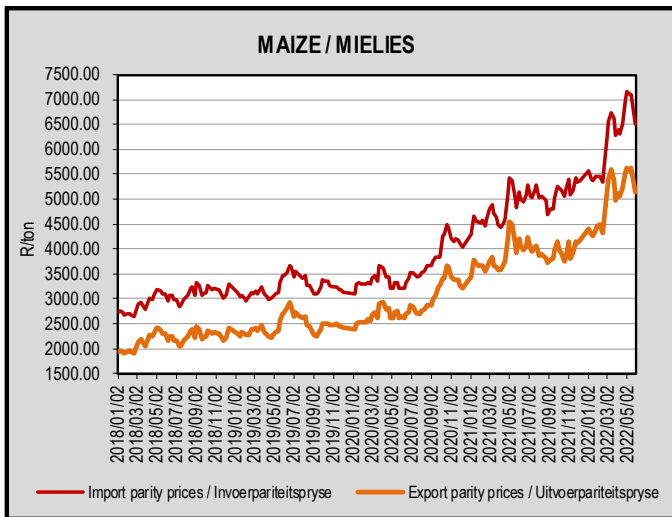
Loading costs, received from Mainport Africa Shipping:
Included: Cargo dues, handling, wharf supervision, agency/documentation, logistics & surveys (inspection of cargo).
Excluded: Ship agent fees, health & PPECB inspections, storage facility & transport costs to storage facility, VAT & duties. 4

Kwaliteits- en liggingsverskil van SA:
Vanaf 14 Junie 2012 sal die diskonto/premie nie meer gebruik word by die berekening van die uitvoerpariteitprys van US HRW nie en 'n nuwe berekening word nou vir US DNS gedoen, ook sonder diskonto/premie. 1

Reserwebank 2

Spoorvrag koste: Ontvang van Transnet 3

Oplaai-koste, ontvang van Mainport Africa Shipping:
Ingesluit: Kaagelde, hantering, kaaitoegs, agente/dokumentasie, logistiek & opnames (inspeksie van skeepsvrag)
Uitgesluit: Skeepsagentskaps-, inspeksie-, obergings- en vervoerkoste na obergingsfasiliteit, BTW & invoerbelasting. 4



Sources / Bronne:

(a) = Safex; (b) = International Grains Council; (c) = SARB;
(d) = CBOT; (e) = KCBT; (f) = Oil World; (g) = Geogalos Peanut World

* Formula according to ITAC (International Trade Administration Commission of South Africa)/
Formule volgens ITAC (International Trade Administration Commission of South Africa)

Bernard Schultz
General Manager / Hoofbestuurder

Indemnity/Vrywaring: Although everything has been done to ensure the accuracy of the information, neither SAGIS nor any of its directors or employees takes any responsibility for actions or losses that might occur as a result of the usage of this information. / Alhoewel alles gedoen is om te verseker dat die inligting korrek is, aanvaar nie SAGIS of enige van sy direkteure of werknemers verantwoordelikheid vir enige aksies of verliese as gevolg van die inligting wat gebruik is nie.