

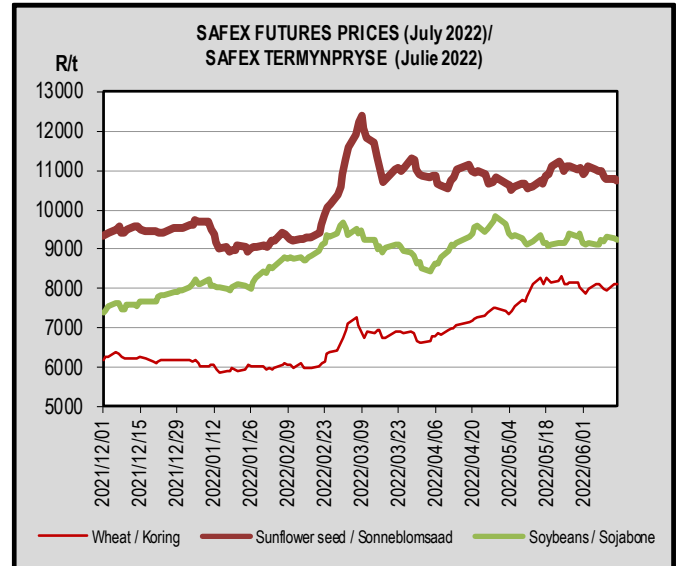
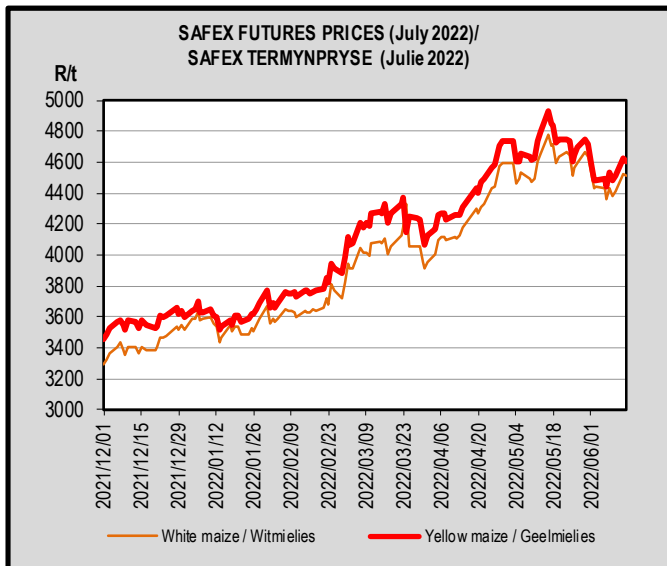
## SAGIS WEEKLY BULLETIN / SAGIS WEEKLIKSE BULLETIN

<b>1. PRODUCER DELIVERIES:</b>	<b>1. PRODUSENTELEWERINGS:</b>
<a href="http://www.sagis.org.za/weekly_prod_deliveries.html">http://www.sagis.org.za/weekly_prod_deliveries.html</a>	
<b>2. IMPORTS, EXPORTS &amp; MAIZE INTENTIONS:</b>	<b>2. INVOERE, UITVOERE &amp; MIELIE INTENSIES:</b>
<a href="http://www.sagis.org.za/weekly_imp-exp.html">http://www.sagis.org.za/weekly_imp-exp.html</a>	

### 3. DOMESTIC PRICES PER SAFEX (R/t)(a)

### 3. PLAASLIKE PRYSE VOLGENS SAFEX (R/t)(a)

Commodity	Future Prices / Termynpryse (2022/06/14) R/ton					Kommoditeit
	Jun-22	Jul-22	Sep-22	Dec-22	Mar-23	
White maize	4 493.00	4 514.00	4 583.00	4 672.00	4 645.00	Witmielies
Yellow maize	4 582.00	4 602.00	4 668.00	4 756.00	4 721.00	Geelmielies
Wheat	8 170.00	8 129.00	8 034.00	7 448.00	7 508.00	Koring
Sunflower	10 684.00	10 747.00	10 931.00	11 128.00	10 893.00	Sonneblom
Soybeans	9 206.00	9 258.00	9 369.00	9 514.00	9 350.00	Sojabone



4. IMPORT TARIFF ON MAIZE & WHEAT (b)(c)

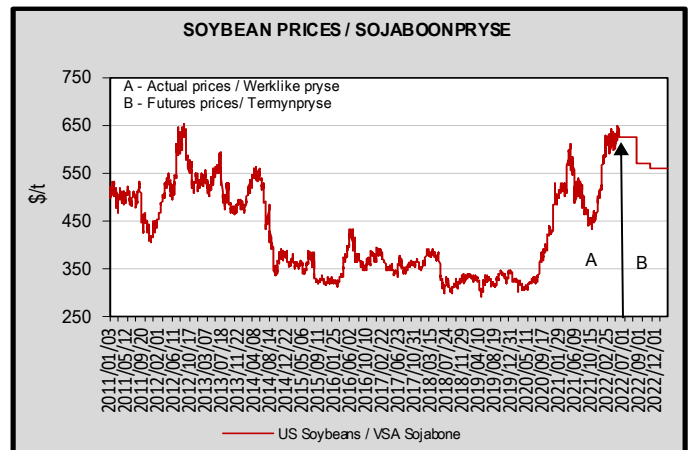
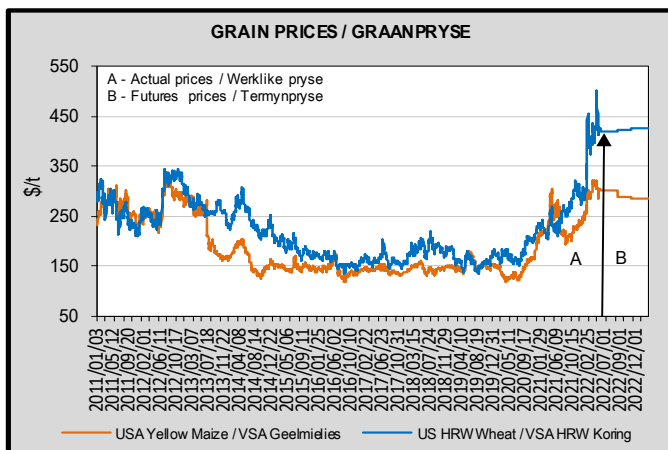
4. INVOERTARIEF OP MIELIES & KORING (b)(c)\*

[http://www.sagis.org.za/import\\_tariffs.html](http://www.sagis.org.za/import_tariffs.html)

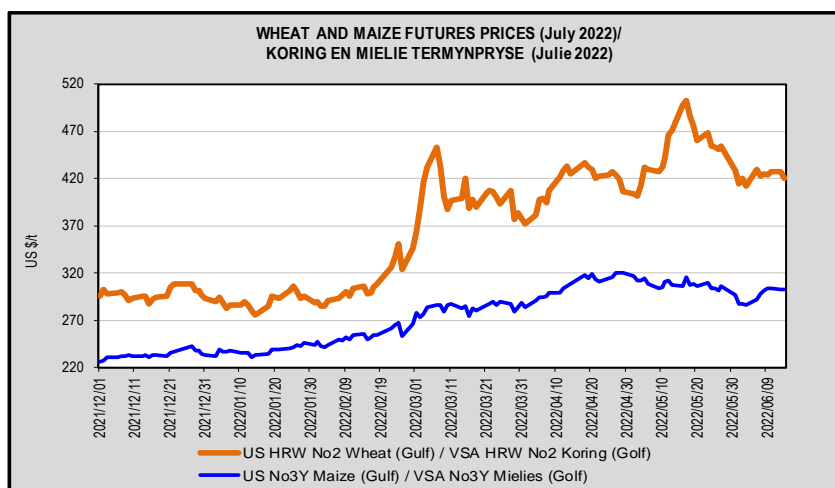
5. PRICES – INTERNATIONAL (US\$/t)

5. PRYSE - INTERNASIONAAL (VSA\$/t)

FOB (US\$/t)	Export Quotations/ Uitvoerkwotasie (b)(f)(g)				VAB (VSA\$/t)
	2022/06/14	2022/06/07	2022/05/31	2022/05/24	
US No 2 HRW Wheat (Gulf)	478.00	481.00	489.00	526.00	VSA No 2 HRW Koring (Golf)
US DNS Wheat 14% PNW	495.00	501.00	513.00	526.00	VSA DNS Koring 14% PNW
Argentine Wheat (Up River)	485.00	488.00	487.00	475.00	Argentynse Koring (Up River)
EU (France) Wheat (grade 1)	414.00	419.00	443.00	451.00	EU (Frankryk) Koring (graad 1)
EU (Germany) B Quality Wheat	429.00	433.00	449.00	455.00	EU (Duitsland) B Kwaliteit Koring
Russia Milling 12.5%	432.00	430.00	428.00	416.00	Swart See Maalkoring
Australia ASW 11.5% (Adelaide)	415.00	425.00	409.00	411.00	Australië ASW 11.5% (Adelaide)
Australia APW 10% (Adelaide)	439.00	451.00	435.00	435.00	Australië APW 10% (Adelaide)
US No 3Y Maize (Gulf)	343.00	338.00	336.00	343.00	VSA No3Y Mielies (Golf)
Argentine Maize (Up River)	301.00	307.00	310.00	316.00	Argentynse Mielies (Up River)
US Sorghum (Gulf)	385.00	381.00	375.00	383.00	VSA Sorghum (Golf)
Argentine Sorghum (Up River)	308.00	319.00	328.00	333.00	Argentynse Sorghum (Up River)
US Soybeans (Gulf)	676.00	690.00	674.00	675.00	VSA Sojabone (Gulf)
Argentine Soybeans (Up River)	651.00	671.00	653.00	659.00	Argentynse Sojabone (Up River)
Canadian Canola	906.00	947.00	988.00	974.00	Kanadese Canola
Argentine Groundnuts Runners 40/50	1 496.00	1 489.00	1 485.00	1 434.00	Argentynse Grondbone 40/50 Runners
US Groundnuts Runners 40/50 shelled	1 396.00	1 389.00	1 385.00	1 384.00	VSA Grondbone 40/50 Runners uitgedop
Australian Malting Barley (Commander Malt)	397.00	411.00	399.00	401.00	Australiese Moutgars (Commander Mout)



Futures prices (US\$/t) / Termynpryse (VSA\$/t) (d)(e) (2022/06/14)							
Commodity	Jul-22	Sep-22	Dec-22	Mar-23	May-23	Jul-23	Kommoditeit
US No3 Yellow maize	302.43	287.15	283.92	285.89	286.60	285.18	VSA No3 Geelmielies
US No2 HRW wheat	419.68	422.25	425.34	427.40	425.12	408.44	VSA No2 HRW koring
US Soybeans	624.06	568.50	n/a	557.62	556.15	554.83	VSA Sojabone



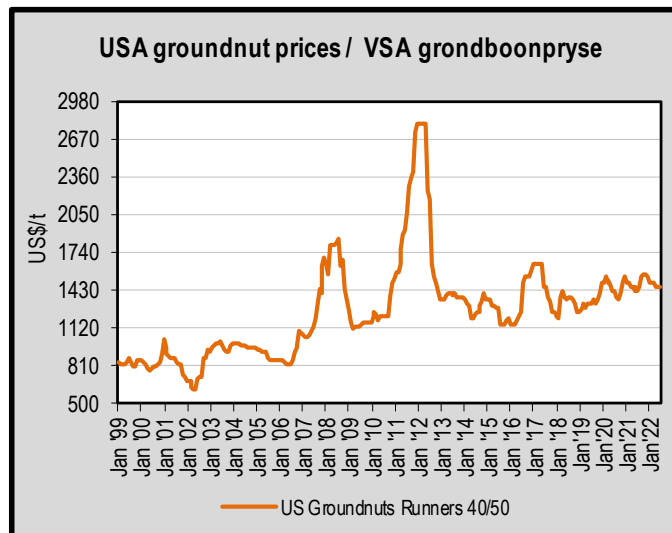
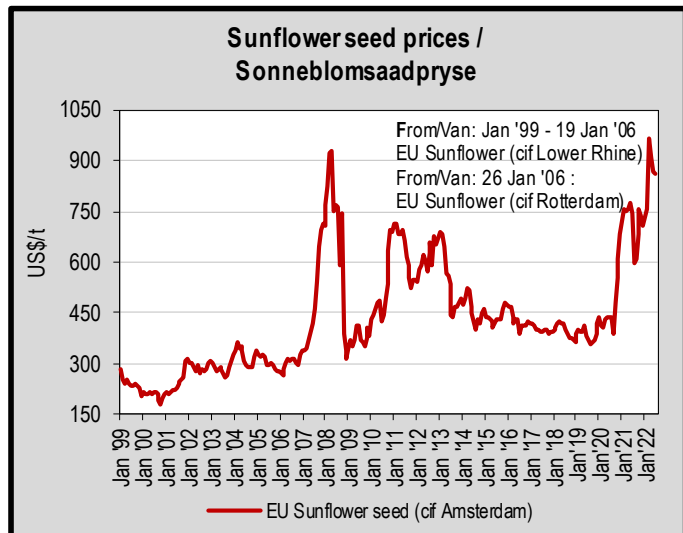
**6. LOWEST REPRESENTATIVE ASKING PRICES**  
(US\$/t)(f)(g)(Prices of previous week)

**6. LAAGSTE VERTEENWOORDIGENDE PRYSE GEVRA**  
(Pryse van vorige week)(VSA\$/t)(f)(g)

US\$/t	2022/06/09	2022/06/02	Change/ Verandering	VSA\$/t
Soybeans, USA, c.i.f. Rotterdam	n/a	732	n/a	Sojabone, VSA, k.a.v. Rotterdam
Groundnuts, USA Runners 40/50*	1 450	1 450	0.0	Grondbone, VSA Runners 40/50*
Groundnuts, Argentine Runners 40/50*	1 550	1 550	0.0	Grondbone, Argentynse Runners 40/50*
Sunflower seed, EU c.i.f. Amsterdam	n/a	860	n/a	Sonneblomsaad, EU k.a.v. Amsterdam
Sunflower seed, fob Black Sea	n/a	800	n/a	Sonneblomsaad, Swart See
Sunflower-oil, EU (fob) N.W. Europe	1 870	1 900	-1.6	Sonneblom-olie, EU (vab) N.W. Eur.
Rapeseed, Europe, 00, c.i.f. Hamburg	830	n/a	n/a	Raapsaad, Europa, 00, k.a.v. Hamburg

\* Shelled, c.i.f. Rotterdam

\* Uitgedop k a v Rotterdam



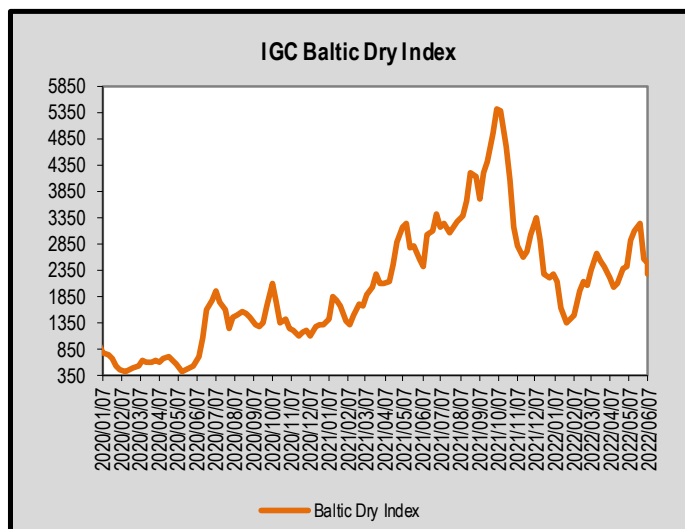
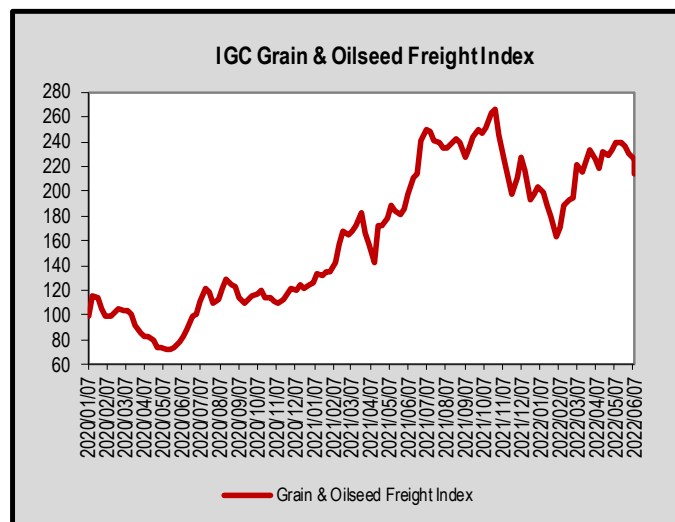
**7. IGC FREIGHT INDICES (b) \***

**7. IGC VRAG INDEKSE (b)\***

IGC FREIGHT INDICES / IGC VRAG INDEKSE							
	2022/05/10	2022/05/17	2022/05/24	2022/05/31	2022/06/07	2022/06/14	
Baltic Dry Index	2 939	3 095	3 253	2 566	2 514	2 284	Baltiese Droë Indeks
Grain & Oilseeds Freight Index*	240	239	237	230	226	214	Graan & Oliesade Vrag Indeks*

\* IGC's Grain & Oilseeds Freight Index (GOFI) - covers 68 routes. The first week of January 2013 is taken as the index base of 100.

\* IGC se Graan & Oliesade Vrag Indeks (GOVI) - verteenwoordig 68 roetes. Die eerste week van Januarie 2013 word gebruik as die indeks basis van 100.



8. IMPORT PARITY PRICES – SUMMER GRAINS (b)(c)

8. INVOERPARITEITPRYSE - SOMERGRANE (b)(c)

INVOERPARITEITPRYSE VAN SOMERGRANE (BTW UITGESLT) SOOS OP			2022/06/14			IMPORT PARITY PRICES OF SUMMER GRAINS (VAT EXCL) AS ON		
ITEM	Nota/ Note	Mielies/Maize	Mielies/Maize	Sorghum	Sorghum	Sorghum	ITEM	
		VSA/ USA Golf/Gulf (no.3Y)	Argentynse/ Argentina Up River	VSA/ USA Golf/Gulf	Argentynse/ Argentina Up River	Australiese/ Australian Brisbane		
		\$/t	\$/t	\$/t	\$/t	\$/t		
Internasionale VAB pryse	a	343.00	301.00	385.00	308.00	326.00	International FOB prices	
Vraggeld	b	54.00	45.00	54.00	45.00	64.00	Freight Rates	
Assuransie (0.3% van VAB)		1.03	0.90	1.16	0.92	0.98	Insurance (0.3% of FOB)	
1 KOSTE, ASSURANSIE EN VRAG (KAV) \$/T		398.03	346.90	440.16	353.92	390.98	1 COST, INSURANCE AND FREIGHT (CIF) \$/T	
<i>Omskakel na R/t</i>							<i>Converted to R/t</i>	
R/\$ Wisselkoers op: 2022/06/14	c	16.0920	16.0920	16.0920	16.0920	16.0920	R/\$ Exchange rate on: 2022/06/14	
2 KOSTE, ASSURANSIE EN VRAG (KAV) R/t		6 405.10	5 582.31	7 083.05	5 695.28	6 291.65	2 COST, INSURANCE AND FREIGHT (CIF) R/t	
Finansieringskoste	d	43.43	37.85	48.03	38.62	42.66	Financing cost	
3 KOSTE, ASSURANSIE, VRAG EN FINANSIERING R/t		6 448.53	5 620.16	7 131.08	5 733.90	6 334.31	3 COST, INSURANCE, FREIGHT AND FINANCING R/t	
Aflaaiikoste:	e, f						Discharging cost	
- Kaapstad		216.77	216.77	n/a	n/a	n/a	- Cape Town	
- Durban		204.95	204.95	204.95	204.95	204.95	- Durban	
Invoertarif	g	0.00	0.00	185.86	148.69	157.38	Import Tariff	
4 VRY OP SPOOR (VOS) R/t							4 FREE ON RAIL (FOR) R/t	
- Kaapstad		6 665.30	5 836.93	n/a	n/a	n/a	- Cape Town	
- Durban		6 653.48	5 825.11	7 316.94	5 882.59	6 491.69	- Durban	
Spoorvragkoste	h						Railage cost	
- Durban na Randfontein		263.25	263.25	263.25	263.25	263.25	- Durban to Randfontein	
<b>5 GELEWER:</b>							<b>5 DELIVERED:</b>	
- Durban na Randfontein R/ton		<b>6 916.73</b>	<b>6 088.36</b>	<b>7 580.19</b>	<b>6 145.84</b>	<b>6 754.94</b>	- Durban to Randfontein R/ton	

Notas/Notes:

a Bron van pryse en vraggeld : IGC GMI  
Source of prices and freight rates: IGC GMI

2022/06/14

Mielies/Maize: VSA/USA (Golf/Gulf No.3Y)  
Mielies/Maize: Argentinië/Argentina (Up River)  
Sorghum: VSA/USA (Golf / Gulf Milo)  
Sorghum: Argentinië/Argentina (Up River)  
Sorghum: Australië/Australia (Brisbane)

Termyn / Term	US\$/ton (VAB/FOB)	Vraggeld/Freight Rate:	US\$/ton
Jul 2022	343.00	US Golf / Gulf	54.00
Jun 2022	301.00	Argentinië / Argentina	45.00
Jul 2022	385.00	Australië/Australia (Fremantle)	64.00
Jul 2022	308.00		
Jul 2022	326.00		

b Vraggeld: bereken vir vragte van +/- 20 000 - 30 000t / Freight rates: calculated for freights of +/- 20 000 - 30 000t

c Reservebank / Reserve Bank

d Finansieringskoste: 30 000t @ KAV @ primakoers vir 30 dae. Bron/Source: SARB 8.25% 2022/05/20  
Financing cost: 30 000t @ CIF @ prime rate for 30 days.

e Aflaaiikoste / Discharging costs (R/ton):

Bron / Source: Mainport Africa Shipping

	Mielies/Maize:	Sorghum
Kaapstad / Cape Town:	216.77	n/a
Durban:	204.95	204.95

f Ingesluit: Kaaigelde, hantering, kaaibesig, agente/dokumentasie, logistiek & opnames (inspeksie van skeepsvrag) /  
Included: Wharfage, handling, wharf supervision, agent/documentation, logistic & survey (inspection of shipload).

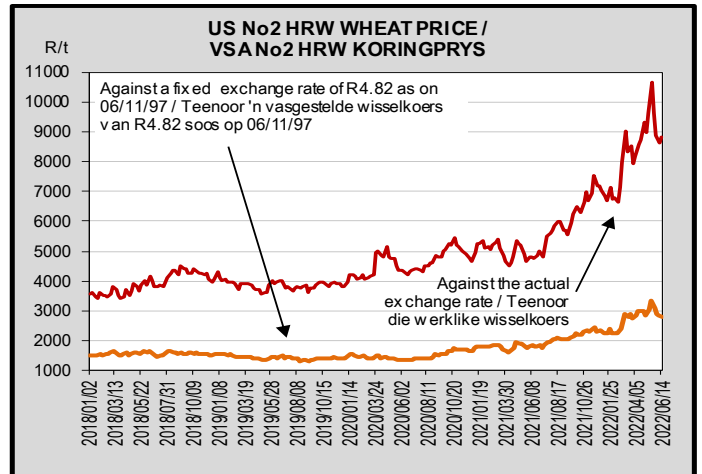
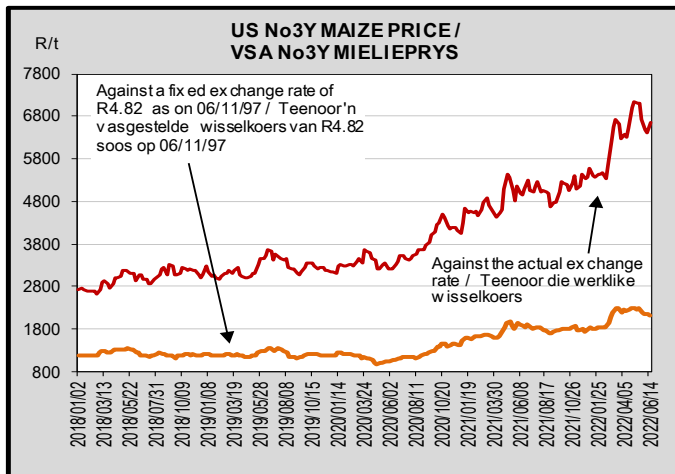
Uitgesluit: Gesondheidsinspeksie-, skeepagentskapfooi, strooktoetsingsfooi vir GMO, opbergingskoste asook BTW en invoerbelasting /  
Excluded: Health inspection fee, Ship agency fee, strip testing fees for GMO, storage costs as well as VAT and import duty.

N.B: Slegs 'n aanduiding, aangesien koste van opname beding kan word / N.B: Indication only, as cost of survey can be negotiated.

g Invoertarif / Import Tariff:

Mielies/Maize = Vry / Free  
Sorghum = 3% op VAB / on FOB

h Neem asb. kennis van die verandering in Spoornef se standaard spoorvrag op 1 April 2022, na R263.25.  
Please note the change in Spoornef's standard railage cost on 1 April 2022 to R263.25.



9. IMPORT PARITY PRICES – WINTER CEREALS (b)(c)

9. INVOERPARITEITPRYSSE - WINTERGRANE (b)(c)

INVOERPARITEITPRYSSE VAN WINTERGRANE (BTW UITGESLT) SOOS OP		2022/06/14		IMPORT PARITY PRICES OF WINTER CEREALS (VAT EXCL) AS ON					
ITEM	Nota/ Note	Koring/Wheat	Koring/Wheat	Koring/Wheat	Koring/Wheat	Koring/Wheat	Koring/Wheat	Gars/Barley	ITEM
		VSA/ USA Golf/Gulf HRW	VSA/ USA PNW DNS	Argentynse/ Argentine Up River Trigo Pan	EU Duitsland/ Germany Hamburg B kwaliteit/ quality	Russies/ Russian Black Sea 12.50%	Australian Adelaide 11.50%	Australiaanse/ Australian Adelaide Mout/Malting	
		\$/t	\$/t	\$/t	\$/t	\$/t	\$/t	\$/t	
Internasionale VAB pryse	a	478.00	495.00	485.00	429.00	432.00	415.00	397.00	International FOB prices
Vraggeld	b	54.00	54.00	45.00	48.00	62.00	64.00	65.00	Freight Rates
Assuransie (0.3% van VAB)		1.43	1.49	1.46	1.29	1.30	1.25	1.19	Insurance (0.3% of FOB)
1 KOSTE, ASSURANSIE EN VRAG (KAV) \$/T		533.43	550.49	531.46	478.29	495.30	480.25	463.19	1 COST, INSURANCE AND FREIGHT (CIF) \$/T
<i>Omskakel na R/t</i>									<i>Converted to R/t</i>
R/\$ Wisselkoers op: 2022/06/14	c	16.0920	16.0920	16.0920	16.0920	16.0920	16.0920	16.0920	R/\$ Exchange rate on: 2022/06/14
2 KOSTE, ASSURANSIE EN VRAG (KAV) R/t		8 583.96	8 858.49	8 552.25	7 696.64	7 970.37	7 728.18	7 453.65	2 COST, INSURANCE AND FREIGHT (CIF) R/t
Finansieringskoste	d	58.21	60.07	57.99	52.19	54.05	52.40	50.54	Financing cost
3 KOSTE, ASSURANSIE, VRAG EN FINANSIERING R/t		8 642.17	8 918.56	8 610.24	7 748.83	8 024.42	7 780.58	7 504.19	3 COST, INSURANCE, FREIGHT AND FINANCING R/t
Aflaaikoste	e, f								Discharging cost
3.1 Kaapstad (Hoofsaaklik kaaihyskraan metode)		216.77	216.77	216.77	216.77	216.77	216.77	216.77	3.1 Cape Town (Mainly shore cranes method)
3.2 Durban (Hoofsaaklik suig-in-silo metode)		204.95	204.95	204.95	204.95	204.95	204.95	204.95	3.2 Durban (Mainly suction into silo method)
Invoertarief	g	0.00	0.00	0.00	0.00	0.00	0.00	0.00	Import Tariff
4 VRY OP SPOOR (VOS) R/t									4 FREE ON RAIL (FOR) R/t
4.1 Kaapstadhawe		8 858.94	9 135.33	8 827.01	7 965.60	8 241.19	7 997.35	7 720.96	4.1 Cape Town Harbour
4.2 Durbanhawe		8 847.12	9 123.51	8 815.19	7 953.78	8 229.37	7 985.53	7 709.14	4.2 Durban Harbour
Spoorvragkoste	h								Railage cost
- Kaapstad na Paarl		113.77	113.77	113.77	113.77	113.77	113.77	n/a	- Cape Town to Paarl
- Durban na Randfontein		263.25	263.25	263.25	263.25	263.25	263.25	263.25	- Durban to Randfontein
<b>5 GELEWER:</b>									<b>5 DELIVERED:</b>
- Kaapstad na Paarl R/ton		8 972.71	9 249.10	8 940.78	8 079.37	8 354.96	8 111.12	n/a	- Cape Town to Paarl R/ton
- Durban na Randfontein R/ton		9 110.37	9 386.76	9 078.44	8 217.03	8 492.62	8 248.78	7 972.39	- Durban to Randfontein R/ton

Notas/Notes:  
 a Bron van pryse en vraggeld : IGC GMI  
 Source of prices and freight rates: IGC GMI

2022/06/14

Termyn / Term	VAB/FOB US\$/ton	Vraggeld / Freight Rate:	US\$/ton	Gars/Barley = US\$ + 1	Gars/Barley = US\$ + 1
Jul 2022	478.00	VSA/USA (Golf / Gulf)	54.00		
Jul 2022	495.00	Argentinië / Argentina (Upriver)	45.00		
Jun 2022	485.00	EU (Rouen)	48.00	1.00	49.00
Aug 2022	429.00	Australië / Australia (Kwinana)	64.00	1.00	65.00
Jul 2022	432.00	Rusland/Russia (Novorossiysk)	62.00		
Jul 2022	415.00				
Jul 2022	397.00				

b Vraggeld: bereken vir vragte van +/- 20 000 - 30 000t. / Freight rates: calculated for freights of +/- 20 000 - 30 000t.  
 c Reserwebank / Reserve Bank  
 d Finansieringskoste: 30 000t @ KAV @ primakoers vir 30 dae. Bron/Source: SARB 8.25% 2022/05/20  
 Financing cost: 30 000t @ CIF @ prime rate for 30 days.

	Koring/Wheat:	Gars/Barley:
Kaapstad /	216.77	216.77
Durban:	204.95	204.95

f Ingesluit: Kaaiagelde, hantering, kaaitoetsing, agente/dokumentasie, logistiek & opnames (inspeksie van skeepsvrag).  
 Included: Wharfage, handling, wharf supervision, agent/documentation, logistic & survey (inspection of shipload).  
 Uitgesluit: Gesondheidsinspeksie-, skeepagentskapfooi, strooktoetsingsfooi vir GMO, opbergingskoste asook BTW en invoerbelasting.  
 Excluded: Health inspection fee, Ship agency fee, strip testing fees for GMO, storage costs as well as VAT and import duty.  
 N.B: Slegs 'n aanduiding, aangesien koste van opname beding kan word / N.B: Indication only, as cost of survey can be negotiated.

g Invoertarief / Import Tariff:  
 Koring/Wheat = Vry/Free  
 Gars/Barley = Vry/Free

h Neem asb. kennis van verandering in Spoorwet se standaard spoorvrag op 1 April 2022 soos volg:  
 Kaapstad na Paarl R113.77 en Durban na Randfontein R263.25.  
 Please note the change on 1 April 2022, in Spoorwet's standard railage cost as follows:  
 Cape Town to Paarl R113.77 and Durban to Randfontein R263.25.

10. IMPORT PARITY PRICES – OIL SEEDS (b)(c)(f)(g)

10. INVOERPARITEITPRYSE - OLIESADE (b)(c)(f)(g)

INVOERPARITEITPRYSE VAN OLIESADE (BTW UITGESLT) SOOS OP		2022/06/14								IMPORT PARITY PRICES OF OIL SEEDS (VAT EXCL) AS ON	
ITEM	Nota/ Note	Sojabone/ Soybeans	Sojabone/ Soybeans	Sojabone/ Soybeans	Sonneblom/ Sunflower EU	Sonneblom/ Sunflower	Canola	Grondbone/ Groundnuts	Grondbone/ Groundnuts	ITEM	
		VSA/ USA Golf/Gulf	Argentynse/ Argentine Up River	Brazilië/ Brazil Paranagua	Franse/ French Bordeaux	Swart See / Black Sea	Kanadese/ Canadian Vancouver	Argentynse/ Argentine Raw Runners 40/50	VSA/ USA Raw Runners 40/50		
Internasionale VAB pryse	a	\$/t 676.00	\$/t 651.00	\$/t 659.00	\$/t 973.00	\$/t 800.00 *	\$/t 906.00	\$/t 1496.00 i	\$/t 1396.00 i	International FOB prices	
Vraggeld	b	54.00	45.00	36.00	48.00	62.00	60.00	110.00	54.00	Freight Rates	
Assuransie (0.3% van VAB)		2.03	1.95	1.98	2.92	2.40	2.72	4.49	4.19	Insurance (0.3% of FOB)	
1 KOSTE, ASSURANSIE EN VRAG (KAV) \$/T Omskakel na R/t R/\$ Wisselkoers op: 2022/06/14	c	732.03	697.95	696.98	1023.92	864.40	968.72	1610.49	1454.19	1 COST, INSURANCE AND FREIGHT (CIF) \$/T Converted to R/t R/\$ Exchange rate on: 2022/06/14	
2 KOSTE, ASSURANSIE EN VRAG (KAV) R/t		16.0920 R/t	16.0920 R/t	16.0920 R/t	16.0920 R/t	16.0920	16.0920	16.0920 R/t	16.0920 R/t	2 COST, INSURANCE AND FREIGHT (CIF) R/t	
3 KOSTE, ASSURANSIE, VRAG EN FINANSIERING R/t	d	11779.83	11231.41	11215.80	16476.92	13909.92	15588.64	25916.01	23400.83	3 COST, INSURANCE, FREIGHT AND FINANCING R/t	
Finansieringskoste		79.88	76.16	76.05	111.73	94.32	105.70	175.73	158.68	Financing cost	
4 Aflaaikoste: Durban Invoertarif:	e, f	204.95	204.95	204.95	219.95	219.95	204.95	612.23	612.23	Discharging cost: Durban	
4 VRY OP SPOOR (VOS) R/t Durban	g	870.26	838.07	848.37	0.00	0.00	1457.94	2407.36	2246.44	Import Tariff:	
		12934.92	12350.59	12345.17	16808.60	14224.19	17357.23	29111.33	26418.18	4 FREE ON RAIL (FOR) R/t Durban	
5 GELEWER: - Durban na Randfontein R/ton	h	263.25	263.25	263.25	263.25	263.25	263.25	-	-	Railage cost - Durban to Randfontein	
		13198.17	12613.84	12608.42	17071.85	14487.44	17620.48	-	-	5 DELIVERED: - Durban to Randfontein R/ton	

Notas/Notes:

a Bron van pryse en vraggeld / Source of prices and freight rates : IGC (GMI), Geogaloes Peanut World & Oilworld  
2022/06/14

Termyn / Term	US\$/ton (VAB/FOB)	Vraggeld/Freight Rate:	US\$/ton
Jul 2022	676.00	US Golf / Gulf	54.00
Jun 2022	651.00	Argentinië / Argentina	45.00
Jul 2022	659.00	Brazilië/Brazil (Santos)	36.00
Jul 2022	973.00	EU (Rouen)	48.00
Jun 2022	800.00	Kanada/Canada (St Lawrence)	60.00
Jun 2022	906.00	Rusland / Russia (Novorossiysk)	62.00
Jun 2022	1496.00	Grondbone/Groundnuts (ARG)	110.00
Jun 2022	1396.00		

b Vraggeld: bereken vir vragte van +/- 20 000 - 30 000t. / Freight rates: calculated for freights of +/- 20 000 - 30 000t.

c Reserwebank / Reservebank

d Finansieringskoste: 30 000t @ KAV @ primakoers vir 30 dae. Bron/Source: SARB 8.25% 2022/05/20  
Financing cost: 30 000t @ CIF @ prime rate for 30 days.

e Aflaaikoste / Discharging costs (R/ton):

	Sojabone/ Soybeans	Sonneblom/ Sunflower	Canola	Grondbone/ Groundnuts
Durban:	204.95	219.95	204.95	612.23

f Aflaaikoste / Discharging fees:

Ingesluit: Kaaigelde, hantering, kaaitoesig, agente/dokumentasie, logistiek & opnames (inspeksie van skeepsvrag) /

Included: Wharfage, handling, wharf supervision, agent/documentation, logistic & survey (inspection of shipload).

Uitgesluit: Gesondheidsinspeksie-, skeepagentskapfooi, strooktoetsingsfooi vir GMO, opbergingskoste asook BTW en invoerbelasting /

Excluded: Health inspection fee, Ship agency fee, strip testing fees for GMO, storage costs as well as VAT and import duty.

N.B: Slegs 'n aanduiding, aangesien koste van opname beding kan word / N.B: Indication only, as cost of survey can be negotiated.

g Invoertarif / Import Tariff:

Sojabone/Soybeans = 8% op VAB / on FOB

Sonneblom/Sunflower = Vry / Free

Canola = 10% op VAB / on FOB

Grondbone/Groundnuts = 10% op VAB / on FOB

h Neem asb. kennis van die verandering in Spoorwet se standaard spoorvrag op 1 April 2022, na R263.25.

Please note the change on 1 April 2022 in Spoorwet's standard railage cost to R263.25.

i Kwotasies is k.a.v. pryse. VAB pryse dus berekende pryse (kav minus vraggeld) / Quotes are c.i.f. prices. FOB prices are therefore calculated prices (cif minus freight rates).

\* Last price received for Sunflower seed fob Black Sea: 17 February 2022

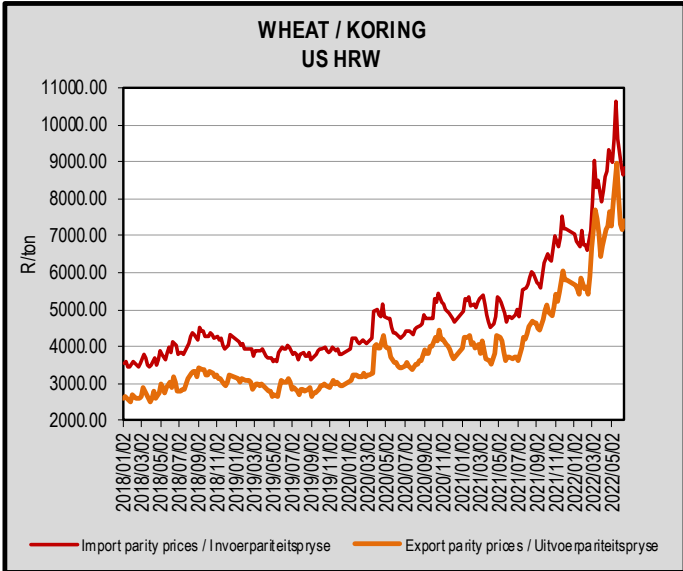
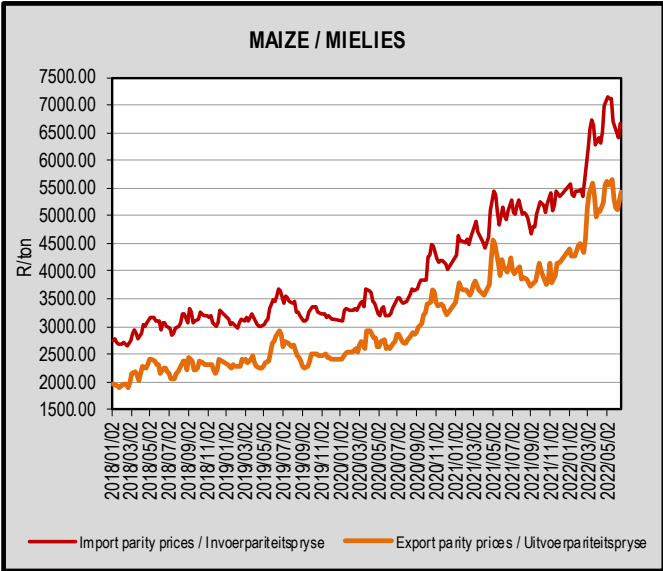
11. EXPORT PARITY PRICES (b)(c)

11. UITVOERPARITEITPRYSE (b)(c)

INDICATIVE EXPORT PARITY PRICES AS ON	2022/06/14				AANDUIDENDE UITVOERPARITEITSPRYSE SOOS OP
This is <b>only an example</b> of how an export parity price can be calculated - it can vary according to need	<b>US No3Y Maize/ Mielies Gulfi/Golf (b)</b>	<b>US HRW Wheat/Koring Gulfi/Golf (b)</b>	<b>US DNS 14% Wheat/Koring PNW (b)</b>	<b>Argentine Raw Runner 40/50 Groundnuts/ Grondbone (f)</b>	Hierdie is <b>slegs 'n voorbeeld</b> van hoe 'n uitvoerpariteitsprys bereken kan word - dit kan varieer volgens behoefte
	Jul 2022	Jul 2022	Jul 2022	Jun 2022	
FOB Gulf value (\$/t)	343.00	478.00	495.00	1 496.00	VAB Golfwaarde (\$/t)
Difference in quality and locality of SA <sup>1</sup> Maize: Plus US\$10 (\$/t) Groundnuts: Less 3,5% of fob value	\$10.00			96,5%	<sup>1</sup> Kwaliteits- en liggingsverskil van SA Mielies: Plus VSA\$10 (\$/t) Grondbone: Min 3,5% van vab waarde
SA fob price (\$/t)	353.00	478.00	495.00	1 443.64	SA vab prys (\$/t)
Exchange rate (1\$=:) (2022/06/14) <sup>2</sup> FOB Gulf value (R/t)	16.0920 5 680.48	16.0920 7 691.98	16.0920 7 965.54	16.0920 23 231.05	<sup>2</sup> Wisselkoers (1\$=:) (2022/06/14) VAB Golfwaarde (R/t)
<b>Marketing costs:</b>					<b>Bemerkings koste:</b>
Financing (Prime rate 8.25% - 30 days) (R/t)	38.52	52.16	54.01	157.53	Finansieringskoste (Primakoers 8.25% - 30 dae) (R/t)
Railage: <sup>3</sup> Randfontein – Durban harbour	263.25	263.25	263.25	-	<sup>3</sup> Spoorvrage: Randfontein – Durbanhawe
Loading costs: (R/t) <sup>4</sup> Durban Harbour (Mainly spout method)	211.35	214.95	214.95	580.08	<sup>4</sup> Oplaaikoste: (R/t) Durbanhawe (Hoofsaaklik tregeter metode)
<b>EXPORT REALISATION (R/t):</b> <b>Randfontein</b>	<b>5 167.36</b>	<b>7 161.62</b>	<b>7 433.33</b>	<b>22 493.44</b>	<b>UITVOER REALISASIE (R/t):</b> <b>Randfontein</b>

Difference in quality and locality of SA:  
As from 14 June 2012, the discount/rebate will no longer be used to calculate the export parity price on US HRW and a new calculation will be added for US DNS, also without the discount/rebate.  
Reserve Bank  
Railage costs: Received from Transnet  
Loading costs, received from Mainport Africa Shipping:  
Included: Cargo dues, handling, wharf supervision, agency/documentation, logistics & surveys (inspection of cargo).  
Excluded: Ship agent fees, health & PPECB inspections, storage facility & transport costs to storage facility, VAT & duties.

<sup>1</sup> Kwaliteits- en liggingsverskil van SA:  
Vanaf 14 Junie 2012 sal die diskonto/premie nie meer gebruik word by die berekening van die uitvoerpariteitprys van US HRW nie en 'n nuwe berekening word nou vir US DNS gedoen, ook sonder diskonto/premie.  
<sup>2</sup> Reserwebank  
<sup>3</sup> Spoorvrage koste: Ontvang van Transnet  
<sup>4</sup> Oplaaikoste, ontvang van Mainport Africa Shipping:  
Ingesluit: Kaai gelde, hantering, kaaitoetsig, agente/dokumentasie, logistiek & opnames (inspeksie van skeepsvraag)  
Uitgesluit: Skeepagentskaps-, inspeksie-, opbergings- en vervoerkoste na opbergingsfasiliteit, BTW & invoerbelasting.



Sources / Bronne:

(a) = Safex; (b) = International Grains Council; (c) = SARB;  
(d) = CBOT; (e) = KCBT; (f) = Oil World; (g) = Georganos Peanut World  
\* Formula according to ITAC (International Trade Administration Commission of South Africa)/  
Formule volgens ITAC (International Trade Administration Commission of South Africa)

Bernard Schultz  
General Manager / Hoofbestuurder

**Indemnity/Vrywaring:** Although everything has been done to ensure the accuracy of the information, neither SAGIS nor any of its directors or employees takes any responsibility for actions or losses that might occur as a result of the usage of this information. / Alhoewel alles gedoen is om te verseker dat die inligting korrek is, aanvaar nie SAGIS of enige van sy direkteure of werknemers verantwoordelikeid vir enige aksies of verliese as gevolg van die inligting wat gebruik is nie.