

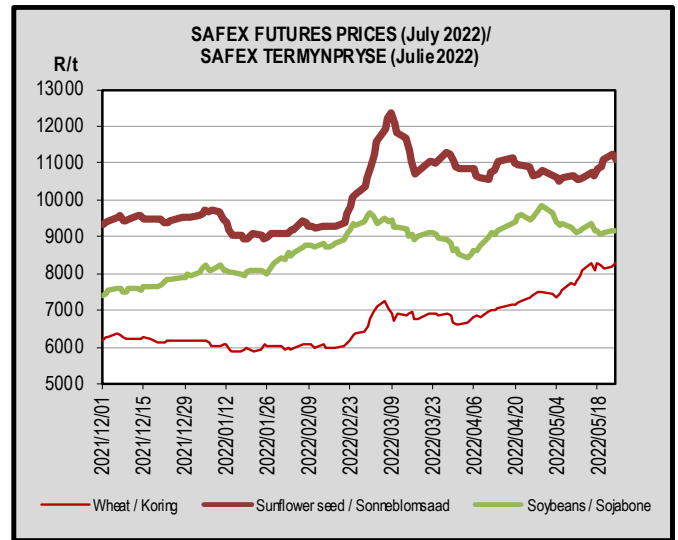
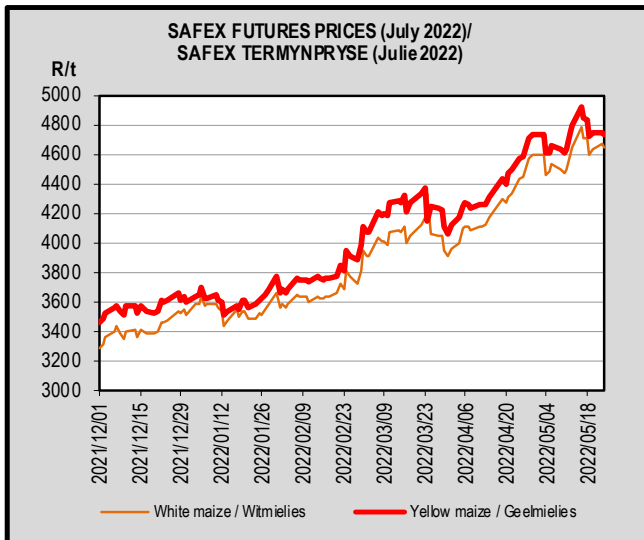
SAGIS WEEKLY BULLETIN / SAGIS WEEKLIKSE BULLETIN

1. PRODUCER DELIVERIES:	1. PRODUSENTELEWERINGS:
http://www.sagis.org.za/weekly_prod_deliveries.html	
2. IMPORTS, EXPORTS & MAIZE INTENTIONS:	2. INVOERE, UITVOERE & MIELIE INTENSIES:
http://www.sagis.org.za/weekly_imp-exp.html	

3. DOMESTIC PRICES PER SAFEX (R/t)(a)

3. PLAASLIKE PRYSE VOLGENS SAFEX (R/t)(a)

Commodity	Future Prices / Termynpryse (2022/05/24) R/ton					Kommoditeit
	May-22	Jul-22	Sep-22	Dec-22	Mar-23	
White maize	4 626.00	4 642.00	4 701.00	4 794.00	4 774.00	Witmielies
Yellow maize	4 688.00	4 737.00	4 797.00	4 874.00	4 837.00	Geelmielies
Wheat	8 323.00	8 298.00	8 205.00	7 756.00	7 817.00	Koring
Sunflower	11 002.00	11 110.00	11 295.00	11 465.00	10 815.00	Sonneblom
Soybeans	9 052.00	9 148.00	9 265.00	9 382.00	9 275.00	Sojabone



4. IMPORT TARIFF ON MAIZE & WHEAT (b)(c)

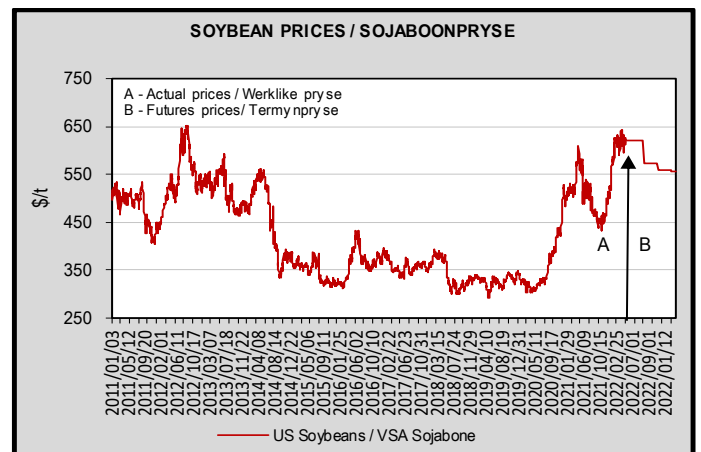
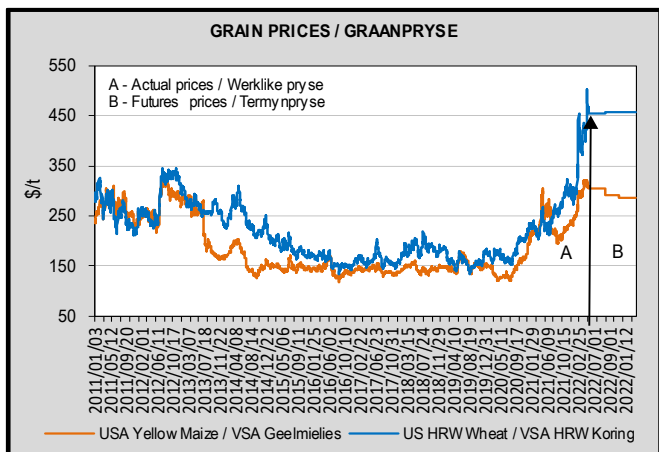
4. INVOERTARIEF OP MIELIES & KORING (b)(c)*

http://www.sagis.org.za/import_tariffs.html

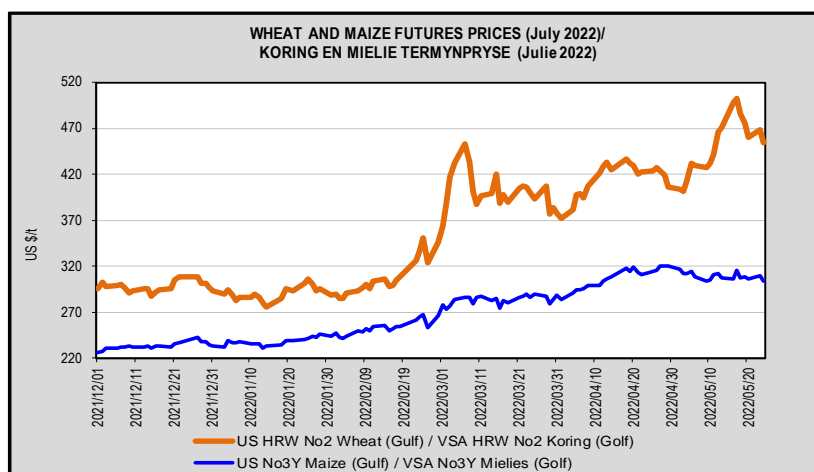
5. PRICES – INTERNATIONAL (US\$/t)

5. PRYSE - INTERNASIONAAL (VSA\$/t)

FOB (US\$/t)	Export Quotations/ Uitvoerkwotasie (b)(f)(g)				VAB (VSA\$/t)
	2022/05/24	2022/05/17	2022/05/10	2022/05/03	
US No 2 HRW Wheat (Gulf)	526.00	576.00	506.00	471.00	VSA No 2 HRW Koring (Golf)
US DNS Wheat 14% PNW	526.00	567.00	504.00	482.00	VSA DNS Koring 14% PNW
Argentine Wheat (Up River)	475.00	481.00	456.00	449.00	Argentynse Koring (Up River)
EU (France) Wheat (grade 1)	451.00	472.00	425.00	420.00	EU (Frankryk) Koring (graad 1)
EU (Germany) B Quality Wheat	455.00	469.00	433.00	422.00	EU (Duitsland) B Kwaliteit Koring
Russia Milling 12.5%	416.00	410.00	395.00	395.00	Swart See Maalkoring
Australia ASW 11.5% (Adelaide)	411.00	412.00	391.00	386.00	Australië ASW 11.5% (Adelaide)
Australia APW 10% (Adelaide)	435.00	436.00	415.00	410.00	Australië APW 10% (Adelaide)
US No 3Y Maize (Gulf)	343.00	357.00	351.00	357.00	VSA No3Y Mielies (Golf)
Argentine Maize (Up River)	316.00	318.00	308.00	314.00	Argentynse Mielies (Up River)
US Sorghum (Gulf)	383.00	394.00	388.00	394.00	VSA Sorghum (Golf)
Argentine Sorghum (Up River)	333.00	325.00	319.00	295.00	Argentynse Sorghum (Up River)
US Soybeans (Gulf)	675.00	668.00	647.00	658.00	VSA Sojabone (Gulf)
Argentine Soybeans (Up River)	659.00	655.00	625.00	639.00	Argentynse Sojabone (Up River)
Canadian Canola	974.00	978.00	930.00	968.00	Kanadese Canola
Argentine Groundnuts Runners 40/50	1 434.00	1 430.00	1 426.00	1 402.00	Argentynse Grondbone 40/50 Runners
US Groundnuts Runners 40/50 shelled	1 384.00	1 380.00	1 376.00	1 377.00	VSA Grondbone 40/50 Runners uitgedop
Australian Maltng Barley (Commander Malt)	401.00	401.00	375.00	370.00	Australiese Moutgars (Commander Mout)



Futures prices (US\$/t) / Termynpryse (VSA\$/t) (d)(e) (2022/05/24)							
Commodity	Jul-22	Sep-22	Dec-22	Mar-23	May-23	Jul-23	Kommoditeit
US No3 Yellow maize	303.77	291.72	285.50	286.99	286.84	284.63	VSA No3 Geelmielies
US No2 HRW wheat	454.74	456.50	458.26	457.97	449.15	418.65	VSA No2 HRW koring
US Soybeans	622.07	572.91	n/a	556.30	556.08	555.27	VSA Sojabone



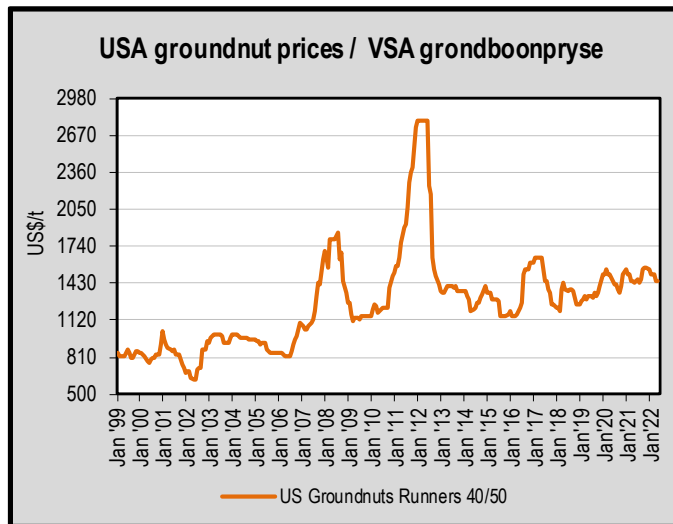
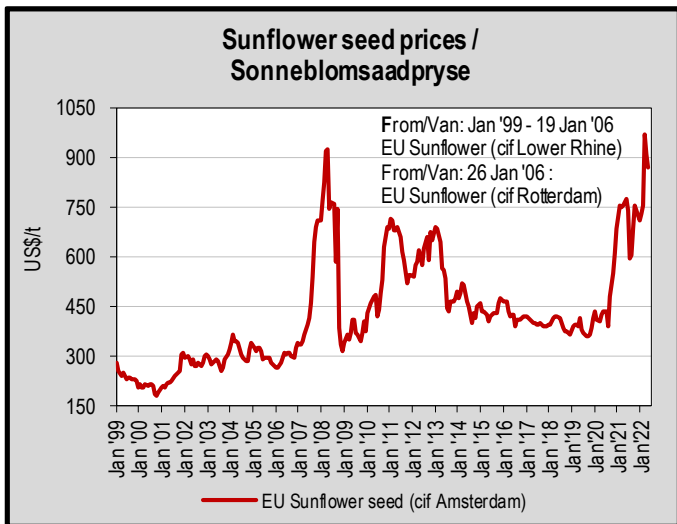
**6. LOWEST REPRESENTATIVE ASKING PRICES
(US\$/t)(f)(g)(Prices of previous week)**

**6. LAAGSTE VERTEENWOORDIGENDE PRYSE GEVRA
(Pryse van vorige week)(VSA\$/t)(f)(g)**

US\$/t	2022/05/19	2022/05/12	Change/ Verandering	VSA\$/t
Soybeans, USA, c.i.f. Rotterdam	720	694	3.7	Sojabone, VSA, k.a.v. Rotterdam
Groundnuts, USA Runners 40/50*	1 450	1 450	0.0	Grondbone, VSA Runners 40/50*
Groundnuts, Argentine Runners 40/50*	1 500	1 500	0.0	Grondbone, Argentynse Runners 40/50*
Sunflower seed, EU c.i.f. Amsterdam	870	880	-1.1	Sonneblomsaad, EU k.a.v. Amsterdam
Sunflower seed, fob Black Sea	810	820	-1.2	Sonneblomsaad, Swart See
Sunflower-oil, EU (fob) N.W. Europe	2 080	2 080	0.0	Sonneblom-olie, EU (vab) N.W. Eur.
Rapeseed, Europe, 00, c.i.f. Hamburg	958	991	-3.3	Raapsaad, Europa, 00, k.a.v. Hamburg

* Shelled, c.i.f. Rotterdam

* Uitgedop k a v Rotterdam



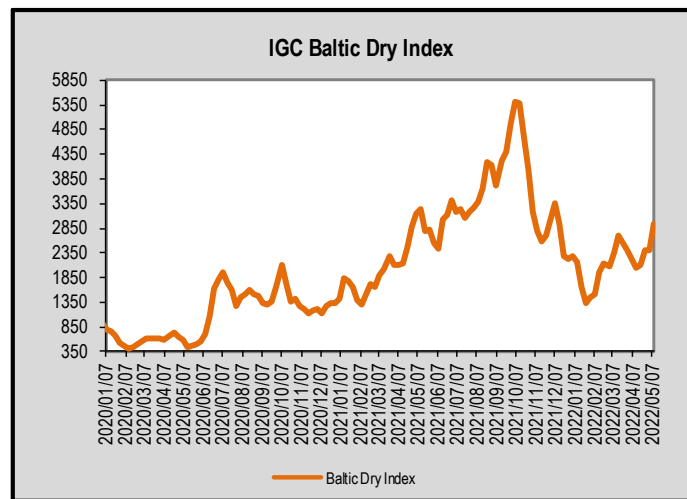
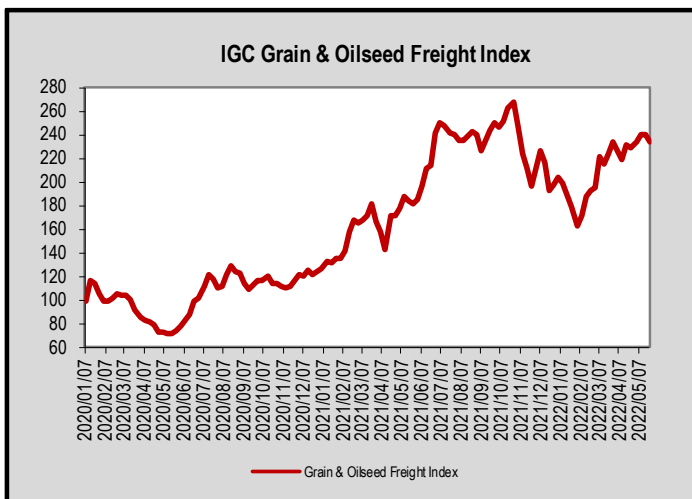
7. IGC FREIGHT INDICES (b) *

7. IGC VRAG INDEKSE (b)*

IGC FREIGHT INDICES / IGC VRAG INDEKSE							
	2022/04/19	2022/04/26	2022/05/03	2022/05/10	2022/05/17	2022/05/24	
Baltic Dry Index	2 115	2 404	2 412	2 939	3 095	3 253	Baltiese Droë Indeks
Grain & Oilseeds Freight Index*	232	229	234	240	n/a	234	Graan & Oliesade Vrag Indeks*

* IGC's Grain & Oilseeds Freight Index (GOFI) - covers 68 routes. The first week of January 2013 is taken as the index base of 100.

* IGC se Graan & Oliesade Vrag Indeks (GOVI) - verteenwoordig 68 roetes. Die eerste week van Januarie 2013 word gebruik as die indeks basis van 100.



8. IMPORT PARITY PRICES – SUMMER GRAINS (b)(c)

8. INVOERPARITEITPRYSE - SOMERGRANE (b)(c)

INVOERPARITEITPRYSE VAN SOMERGRANE (BTW UITGESLT) SOOS OP			2022/05/24		IMPORT PARITY PRICES OF SUMMER GRAINS (VAT EXCL) AS ON		
ITEM	Nota/ Note	Mielies/Maize	Mielies/Maize	Sorghum	Sorghum	Sorghum	ITEM
		VSA/ USA Golf/Gulf (no.3Y)	Argentynse/ Argentine Up River	VSA/ USA Golf/Gulf	Argentynse/ Argentine Up River	Australiese/ Australian Brisbane	
		\$/t	\$/t	\$/t	\$/t	\$/t	
Internasionale VAB pryse	a	343.00	316.00	383.00	333.00	324.00	International FOB prices
Vraggeld	b	66.00	56.00	66.00	56.00	65.00	Freight Rates
Assuransie (0.3% van VAB)		1.03	0.95	1.15	1.00	0.97	Insurance (0.3% of FOB)
1 KOSTE, ASSURANSIE EN VRAG (KAV) \$/T		410.03	372.95	450.15	390.00	389.97	1 COST, INSURANCE AND FREIGHT (CIF) \$/T
<i>Omskakel na R/t</i>							<i>Converted to R/t</i>
R/\$ Wisselkoers op: 2022/05/24	c	15.7668	15.7668	15.7668	15.7668	15.7668	R/\$ Exchange rate on: 2022/05/24
2 KOSTE, ASSURANSIE EN VRAG (KAV) R/t		6 464.86	5 880.23	7 097.43	6 149.05	6 148.58	2 COST, INSURANCE AND FREIGHT (CIF) R/t
Finansieringskoste	d	43.84	39.87	48.13	41.70	41.69	Financing cost
3 KOSTE, ASSURANSIE, VRAG EN FINANSIERING R/t		6 508.70	5 920.10	7 145.56	6 190.75	6 190.27	3 COST, INSURANCE, FREIGHT AND FINANCING R/t
Aflaaiikoste:	e, f						Discharging cost
- Kaapstad		216.77	216.77	n/a	n/a	n/a	- Cape Town
- Durban		204.95	204.95	204.95	204.95	204.95	- Durban
Invoertarif	g	0.00	0.00	181.16	157.51	153.25	Import Tariff
4 VRY OP SPOOR (VOS) R/t							4 FREE ON RAIL (FOR) R/t
- Kaapstad		6 725.47	6 136.87	n/a	n/a	n/a	- Cape Town
- Durban		6 713.65	6 125.05	7 326.72	6 348.26	6 343.52	- Durban
Spoorvragkoste	h						Railage cost
- Durban na Randfontein		263.25	263.25	263.25	263.25	263.25	- Durban to Randfontein
5 GELEWER:							5 DELIVERED:
- Durban na Randfontein R/ton		6 976.90	6 388.30	7 589.97	6 611.51	6 606.77	- Durban to Randfontein R/ton

Notas/Notes:

a Bron van pryse en vraggeld : IGC GMI
Source of prices and freight rates: IGC GMI

2022/05/24

Termyn / Term	US\$/ton (VAB/FOB)	Vraggeld/Freight Rate:	US\$/ton
Mielies/Maize: VSA/USA (Golf/Gulf No.3Y)	Jun 2022 343.00	US Golf / Gulf	66.00
Mielies/Maize: Argentinië/Argentina (Up River)	May 2022 316.00	Argentinië / Argentina	56.00
Sorghum: VSA/USA (Golf / Gulf Milo)	Jun 2022 383.00	Australië/Australia (Fremantle)	65.00
Sorghum: Argentinië/Argentina (Up River)	Jun 2022 333.00		
Sorghum: Australië/Australia (Brisbane)	Jun 2022 324.00		

b Vraggeld: bereken vir vragte van +/- 20 000 - 30 000t / Freight rates: calculated for freights of +/- 20 000 - 30 000t

c Reservebank / Reserve Bank

d Finansieringskoste: 30 000t @ KAV @ primakoers vir 30 dae. Bron/Source: SARB 8.25% 2022/05/20
Financing cost: 30 000t @ CIF @ prime rate for 30 days.

e Aflaaiikoste / Discharging costs (R/ton):

	Mielies/Maize:	Sorghum
Kaapstad / Cape Town:	216.77	n/a
Durban:	204.95	204.95

Bron / Source: Mainport Africa Shipping

f Ingesluit: Kaaigelde, hantering, kaaioesig, agente/dokumentasie, logistiek & opnames (inspeksie van skeepsvrag) /

Included: Wharfage, handling, wharf supervision, agent/documentation, logistic & survey (inspection of shipload).

Uitgesluit: Gesondheidsinspeksie-, skeepagentskapfooi, strooktoetsingsfooi vir GMO, obergingskoste asook BTW en invoerbelasting /

Excluded: Health inspection fee, Ship agency fee, strip testing fees for GMO, storage costs as well as VAT and import duty.

N.B: Slegs 'n aanduiding, aangesien koste van opname beding kan word / N.B: Indication only, as cost of survey can be negotiated.

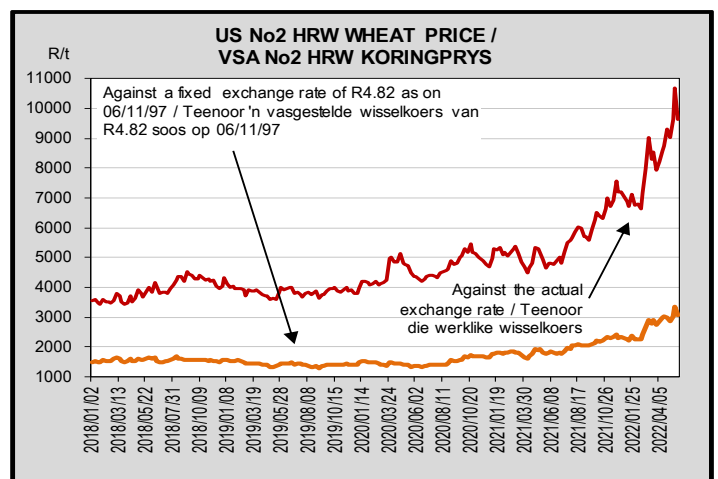
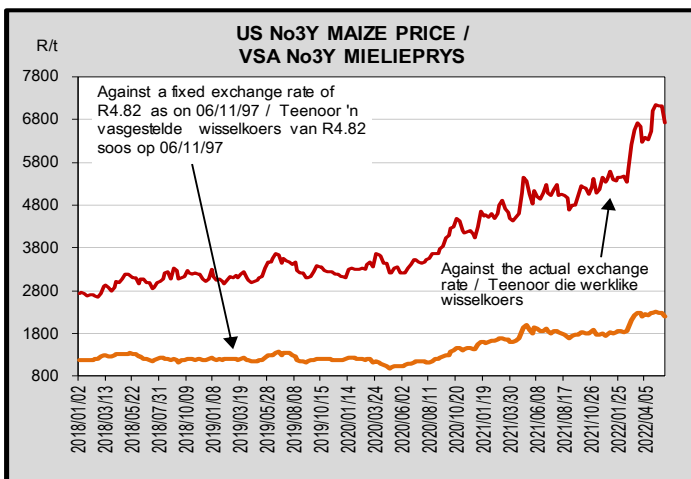
g Invoertarif / Import Tariff:

Mielies/Maize = Vry / Free

Sorghum = 3% op VAB / on FOB

h Neem asb. kennis van die verandering in Spoornet se standaard spoorvrag op 1 April 2022, na R263.25.

Please note the change in Spoornet's standard railage cost on 1 April 2022 to R263.25.



9. IMPORT PARITY PRICES – WINTER CEREALS (b)(c)

9. INVOERPARITEITPRYSSE - WINTERGRANE (b)(c)

INVOERPARITEITPRYSSE VAN WINTERGRANE (BTW UITGESLT) SOOS OP		2022/05/24					IMPORT PARITY PRICES OF WINTER CEREALS (VAT EXCL) AS ON			
ITEM	Nota/ Note	Koring/Wheat VSA/ USA Golf/Gulf HRW	Koring/Wheat VSA/ USA PNW DNS	Koring/Wheat Argentynse/ Argentine Up River Trigo Pan	Koring/Wheat EU Duitsland/ Germany Hamburg B kwaliteit/ quality	Koring/Wheat Russies/ Russian Black Sea 12.50%	Koring/Wheat Australian Adelaide 11.50%	Gars/Barley Australiaanse/ Australian Adelaide Mout/Malting	ITEM	
Internasionale VAB pryse	a	526.00	526.00	475.00	455.00	416.00	411.00	401.00	International FOB prices	
Vraggeld	b	66.00	66.00	56.00	59.00	74.00	65.00	66.00	Freight Rates	
Assuransie (0.3% van VAB)		1.58	1.58	1.43	1.37	1.25	1.23	1.20	Insurance (0.3% of FOB)	
1 KOSTE, ASSURANSIE EN VRAG (KAV) \$/T		593.58	593.58	532.43	515.37	491.25	477.23	468.20	1 COST, INSURANCE AND FREIGHT (CIF) \$/T	
<i>Omskakel na R/t</i>									<i>Converted to R/t</i>	
R/\$ Wisselkoers op: 2022/05/24	c	16.0470	16.0470	16.0470	16.0470	16.0470	16.0470	16.0470	R/\$ Exchange rate on: 2022/05/24	
2 KOSTE, ASSURANSIE EN VRAG (KAV) R/t		9 525.18	9 525.18	8 543.90	8 270.14	7 883.09	7 658.11	7 513.21	2 COST, INSURANCE AND FREIGHT (CIF) R/t	
Finansieringskoste	d	64.59	64.59	57.93	56.08	53.45	51.93	50.95	Financing cost	
3 KOSTE, ASSURANSIE, VRAG EN FINANSIERING R/t		9 589.77	9 589.77	8 601.83	8 326.22	7 936.54	7 710.04	7 564.16	3 COST, INSURANCE, FREIGHT AND FINANCING R/t	
Aflaaiikoste	e, f								Discharging cost	
3.1 Kaapstad (Hoofsaaklik kaaihykraan metode)		216.77	216.77	216.77	216.77	216.77	216.77	216.77	3.1 Cape Town (Mainly shore cranes method)	
3.2 Durban (Hoofsaaklik suig-in-silo metode)		204.95	204.95	204.95	204.95	204.95	204.95	204.95	3.2 Durban (Mainly suction into silo method)	
Invoertarif	g	0.00	0.00	0.00	0.00	0.00	0.00	0.00	Import Tariff	
4 VRY OP SPOOR (VOS) R/t									4 FREE ON RAIL (FOR) R/t	
4.1 Kaapstadhawe		9 806.54	9 806.54	8 818.60	8 542.99	8 153.31	7 926.81	7 780.93	4.1 Cape Town Harbour	
4.2 Durbanhawe		9 794.72	9 794.72	8 806.78	8 531.17	8 141.49	7 914.99	7 769.11	4.2 Durban Harbour	
Spoorvragkoste	h								Railage cost	
- Kaapstad na Paarl		113.77	113.77	113.77	113.77	113.77	113.77	n/a	- Cape Town to Paarl	
- Durban na Randfontein		263.25	263.25	263.25	263.25	263.25	263.25	263.25	- Durban to Randfontein	
5 GELEWER:									5 DELIVERED:	
- Kaapstad na Paarl R/ton		9 920.31	9 920.31	8 932.37	8 656.76	8 267.08	8 040.58	n/a	- Cape Town to Paarl R/ton	
- Durban na Randfontein R/ton		10 057.97	10 057.97	9 070.03	8 794.42	8 404.74	8 178.24	8 032.36	- Durban to Randfontein R/ton	

Notas/Notes:

2022/05/24

a Bron van pryse en vraggeld : IGC GMI
Source of prices and freight rates: IGC GMI

Termyn / Term	VAB/FOB US\$/ton	Vraggeld / Freight Rate: US\$/ton	Gars/Barley = US\$ + 1	Gars/Barley = US\$ + 1
Koring/Wheat: HRW No 2 (Hard Red Winter) Gulf	Jun 2022 526.00	VSA/USA (Golf / Gulf) 66.00		
Koring/Wheat: DNS 14% No 2 (Dark Northern Spring) PNW	Jun 2022 526.00	Argentinië / Argentina (Upriver) 56.00		
Koring/Wheat: Argentinië / Argentine (Up River) Trigo Pan	Mei/Mei 2022 475.00	EU (Rouen) 59.00	1.00	60.00
Koring/Wheat: EU (Germany) B kwaliteit / quality	Mei/Mei 2022 455.00	Australië / Australia (Kwinana) 65.00	1.00	66.00
Koring/Wheat: Russian Milling 12.5%	Jun 2022 416.00	Rusland/Russia (Novorossiysk) 74.00		
Koring/Wheat: Australia ASW (Standard White) 11.5% Adelaide	Jun 2022 411.00			
Gars/Barley: Australian malting barley (Adelaide)	Jun 2022 401.00			

b Vraggeld: bereken vir vragte van +/- 20 000 - 30 000t / Freight rates: calculated for freights of +/- 20 000 - 30 000t.

c Reservebank / Reserve Bank

d Finansieringskoste: 30 000t @ KAV @ primakoers vir 30 dae. Bron/Source: SARB 8.25% 2022/05/20

Financing cost: 30 000t @ CIF @ prime rate for 30 days.

e Aflaaiikoste / Discharging cost (R/ton):
Bron / Source: Mainport Africa Shipping

	Koring/Wheat	Gars/Barley:
Kaapstad /	216.77	216.77
Durban:	204.95	204.95

f Ingesluit: Kaaiwag, hantering, kaaitoetsing, agente/dokumentasie, logistiek & opnames (inspeksie van skeepsvrag).

Included: Wharfage, handling, wharf supervision, agent/documentation, logistic & survey (inspection of shipload).

Uitgesluit: Gesondheidsinspeksie-, skeepagentskapfooi, strooktoetsingsfooi vir GMO, opbergingskoste asook BTW en invoerbelasting.

Excluded: Health inspection fee, Ship agency fee, strip testing fees for GMO, storage costs as well as VAT and import duty.

N.B: Slegs 'n aanduiding, aangesien koste van opname beding kan word / N.B: Indication only, as cost of survey can be negotiated.

g Invoertarif / Import Tariff:

Koring/Wheat = Vry/Free

Gars/Barley = Vry/Free

h Neem asb. kennis van verandering in Spoorwet se standaard spoorvrag op 1 April 2022 soos volg:

Kaapstad na Paarl R113.77 en Durban na Randfontein R263.25.

Please note the change on 1 April 2022, in Spoorwet's standard railage cost as follows:

Cape Town to Paarl R113.77 and Durban to Randfontein R263.25.

10. IMPORT PARITY PRICES – OIL SEEDS (b)(c)(f)(g)

10. INVOERPARITEITPRYSE - OLIESADE (b)(c)(f)(g)

INVOERPARITEITPRYSE VAN OLIESADE (BTW UITGESLT) SOOS OP		2022/05/24								IMPORT PARITY PRICES OF OIL SEEDS (VAT EXCL) AS ON	
ITEM	Nota/ Note	Sojabone/ Soybeans	Sojabone/ Soybeans	Sojabone/ Soybeans	Sonneblom/ Sunflower EU	Sonneblom/ Sunflower	Canola	Grondbone/ Groundnuts	Grondbone/ Groundnuts	ITEM	
		VSA/ USA Golf/Gulf	Argentynse/ Argentine Up River	Brazilië/ Brazil Paranagua	Franse/ French Bordeaux	Swart See / Black Sea	Kanadese/ Canadian Vancouver	Argentynse/ Argentine Raw Runners 40/50	VSA/ USA Raw Runners 40/50		
Internasionale VAB pryse	a	\$/t	\$/t	\$/t	\$/t	\$/t	\$/t	\$/t	\$/t	International FOB prices	
Vraggeld	b	675.00	659.00	675.00	1062.00	810.00 *	974.00	1434.00	1384.00	Freight Rates	
Assuransie (0.3% van VAB)		66.00	56.00	47.00	59.00	74.00	74.00	110.00	66.00	Insurance (0.3% of FOB)	
1 KOSTE, ASSURANSIE EN VRAG (KAV) \$/T Omskakel na R/t		2.03	1.98	2.03	3.19	2.43	2.92	4.30	4.15	1 COST, INSURANCE AND FREIGHT (CIF) \$/T	
R/\$ Wisselkoers op: 2022/05/24		743.03	716.98	724.03	1124.19	886.43	1050.92	1548.30	1454.15	Converted to R/t	
2 KOSTE, ASSURANSIE EN VRAG (KAV) R/t	c	15.7668	15.7668	15.7668	15.7668	15.7668	15.7668	15.7668	15.7668	R/\$ Exchange rate on: 2022/05/24	
Finansieringskoste		R/t	R/t	R/t	R/t	R/t	R/t	R/t	R/t	2 COST, INSURANCE AND FREIGHT (CIF) R/t	
3 KOSTE, ASSURANSIE, VRAG EN FINANSIERING R/t	d	11715.21	11304.48	11415.64	17724.88	13976.16	16569.65	24411.74	22927.29	3 COST, INSURANCE, FREIGHT AND FINANCING R/t	
Finansieringskoste		79.44	76.65	77.41	120.19	94.77	112.36	165.53	155.47	Financing cost	
4 KOSTE, ASSURANSIE, VRAG EN FINANSIERING R/t	e, f	11794.65	11381.13	11493.05	17845.07	14070.93	16682.01	24577.27	23082.76	4 COST, INSURANCE, FREIGHT AND FINANCING R/t	
Aflaaikoste: Durban		204.95	204.95	204.95	219.95	219.95	204.95	612.23	612.23	Discharging cost: Durban	
Invoertarif:	g	851.41	831.23	851.41	0.00	0.00	1535.69	2260.96	2182.13	Import Tariff:	
4 VRY OP SPOOR (VOS) R/t Durban		12851.01	12417.31	12549.41	18065.02	14290.88	18422.65	27450.46	25877.12	4 FREE ON RAIL (FOR) R/t Durban	
Spoorvragkoste										Railage cost	
- Durban na Randfontein	h	263.25	263.25	263.25	263.25	263.25	263.25	-	-	- Durban to Randfontein	
5 GELEWER: - Durban na Randfontein R/ton		13114.26	12680.56	12812.66	18328.27	14554.13	18685.90	-	-	5 DELIVERED: - Durban to Randfontein R/ton	

Notas/Notes:

a Bron van pryse en vraggeld / Source of prices and freight rates : IGC (GMI), Geogalos Peanut World & Oilworld 2022/05/24

Termyn / Term	US\$/ton (VAB/FOB)	Vraggeld/Freight Rate:	US\$/ton
Sojabone/Soybeans: VSA/USA (Golf/Gulf)	Jun 2022	675.00 US Golf / Gulf	66.00
Sojabone/Soybeans: Argentinië/Argentina (Up River)	Mei/May 2022	659.00 Argentinië / Argentina	56.00
Sojabone/Soybeans: Brazilië/Brazil (Paranagua)	Jun 2022	675.00 Brazilië/Brazil (Santos)	47.00
Sonneblom/Sunflower: EU Frankryk/France (Bordeaux)	Jul 2022	1062.00 EU (Rouen)	59.00
Sonneblom/Sunflower: Swart See/Black Sea	Jun 2022	810.00 Kanada/Canada (St Lawrence)	74.00
Canola: Kanada/Canada (Vancouver)	Mei/May 2022	974.00 Rusland / Russia (Novorossiysk)	74.00
Grondbone/Groundnuts: Argentinië/Argentina (Raw Runner 40/50)	Jul 2022	1434.00 Grondbone/Groundnuts (ARG)	110.00
Grondbone/Groundnuts: VSA/USA (Runners 40/50)	Jun-22	1384.00	

b Vraggeld: bereken vir vragte van +/- 20 000 - 30 000t. / Freight rates: calculated for freights of +/- 20 000 - 30 000t.

c Reservebank / Reservebank

d Finansieringskoste: 30 000t @ KAV @ primakoers vir 30 dae. Bron/Source: SARB 8.25% 2022/05/20
Financing cost: 30 000t @ CIF @ prime rate for 30 days.

e Aflaaikoste / Discharging costs (R/ton):

	Sojabone/ Soybeans	Sonneblom/ Sunflower	Canola	Grondbone/ Groundnuts
Bron / Source: Mainport Africa Shipping	Durban:	204.95	219.95	612.23

f Aflaaikoste / Discharging fees:

Ingesluit: Kaaigelde, hantering, kaaitoesig, agente/dokumentasie, logistiek & opnames (inspeksie van skeepsvrag) /

Included: Wharfage, handling, wharf supervision, agent/documentation, logistic & survey (inspection of shipload).

Uitgesluit: Gesondheidsinspeksie-, skeepagentskapfooi, strooktoetsingsfooi vir GMO, opbergingskoste asook BTW en invoerbelasting /

Excluded: Health inspection fee, Ship agency fee, strip testing fees for GMO, storage costs as well as VAT and import duty.

N.B: Slegs 'n aanduiding, aangesien koste van opname beding kan word / N.B: Indication only, as cost of survey can be negotiated.

g Invoertarif / Import Tariff:

Sojabone/Soybeans = 8% op VAB / on FOB

Sonneblom/Sunflower = Vry / Free

Canola = 10% op VAB / on FOB

Grondbone/Groundnuts = 10% op VAB / on FOB

h Neem asb. kennis van die verandering in Spoornet se standaard spoorvrag op 1 April 2022, na R263.25.

Please note the change on 1 April 2022 in Spoornet's standard railage cost to R263.25.

i Kwotasies is k.a.v. pryse. VAB pryse dus berekende pryse (kav minus vraggeld) / Quotes are c.i.f. prices. FOB prices are therefore calculated prices (cif minus freight rates).

* Last price received for Sunflower seed fob Black Sea: 17 February 2022

11. EXPORT PARITY PRICES (b)(c)

11. UITVOERPARITEITSPRYSE (b)(c)

INDICATIVE EXPORT PARITY PRICES AS ON 2022/05/24 AANDUIDENDE UITVOERPARITEITSPRYSE SOOS OP

	US No3Y Maize/ Mielies Gulf/Golf (b)	US HRW Wheat/Koring Gulf/Golf (b)	US DNS 14% Wheat/Koring PNW (b)	Argentine Raw Runner 40/50 Groundnuts/ Grondbone (f)	
	Jun 2022	Jun 2022	Jun 2022	Jul 2022	
This is only an example of how an export parity price can be calculated - it can vary according to need					Hierdie is slegs 'n voorbeeld van hoe 'n uitvoerpariteitsprys bereken kan word - dit kan varieer volgens behoefte
FOB Gulf value (\$/t)	343.00	526.00	526.00	1 434.00	VAB Golfwaarde (\$/t)
Difference in quality and locality of SA ¹					¹ Kwaliteits- en liggingsverskil van SA
Maize: Plus US\$10 (\$/t)	\$10.00				Mielies: Plus VSA\$10 (\$/t)
Groundnuts: Less 3,5% of fob value				96,5%	Grondbone: Min 3,5% van vab waarde
SA fob price (\$/t)	353.00	526.00	526.00	1 383.81	SA vab prys (\$/t)
Exchange rate (1\$=: (2022/05/24) ²	15.7668	15.7668	15.7668	15.7668	² Wisselkoers (1\$=: (2022/05/24)
FOB Gulf value (R/t)	5 565.68	8 293.34	8 293.34	21 818.26	VAB Golfwaarde (R/t)
Marketing costs:					Bemarkings koste:
Financing (Prime rate 8.25% - 30 days) (R/t)	37.74	56.24	56.24	147.95	Finansieringskoste (Primakoers 7.50% - 30 dae) (R/t)
Railage: ³					³ Spoorvrag:
Randfontein – Durban harbour	263.25	263.25	263.25	-	Randfontein – Durbanhawe
Loading costs: (R/t) ⁴					⁴ Oplaaikoste: (R/t)
Durban Harbour (Mainly spout method)	211.35	214.95	214.95	580.08	Durbanhawe (Hoofsaaklik regter metode)
EXPORT REALISATION (R/t):					UITVOER REALISASIE (R/t):
Randfontein	5 053.34	7 758.90	7 758.90	21 090.23	Randfontein

Difference in quality and locality of SA:

As from 14 June 2012, the discount/rebate will no longer be used to calculate the export parity price on US HRW and a new calculation will be added for US DNS, also without the discount/rebate.

Reserve Bank

Railage costs: Received from Transnet

Loading costs, received from Mainport Africa Shipping:

Included: Cargo dues, handling, wharf supervision, agency/documentation, logistics & surveys (inspection of cargo).

Excluded: Ship agent fees, health & PPECB inspections, storage facility & transport costs to storage facility, VAT & duties.

Kwaliteits- en liggingsverskil van SA:

Vanaf 14 Junie 2012 sal die diskonto/premie nie meer gebruik word by die berekening van die uitvoerpariteitsprys van US HRW nie en 'n nuwe berekening word nou vir US DNS gedoen, ook sonder diskonto/premie.

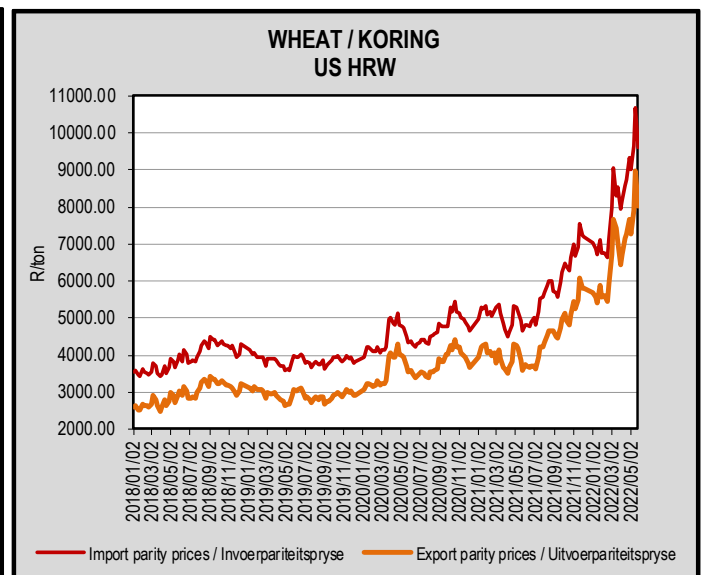
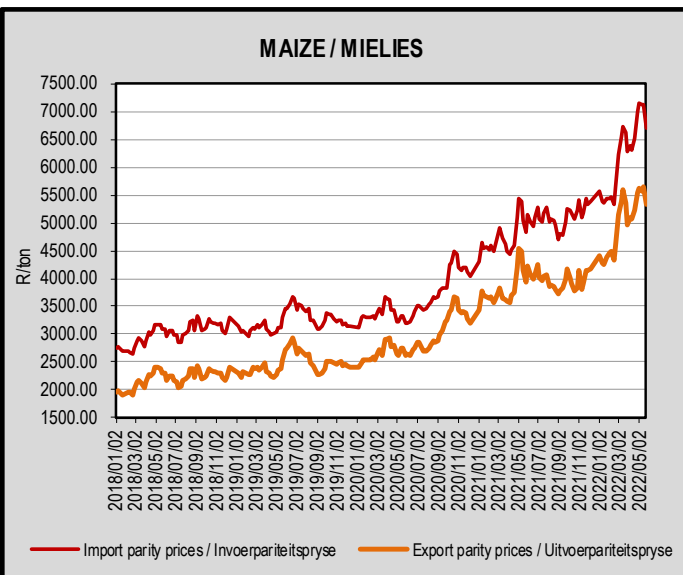
Reserwebank

Spoorvrag koste: Ontvang van Transnet

Oplaaikoste, ontvang van Mainport Africa Shipping:

Ingesluit: Kaaigelde, hantering, kaaitoesig, agente/dokumentasie, logistiek & opnames (inspeksie van skeepsvrag)

Uitgesluit: Skeepsagentskaps-, inspeksie-, obergings- en vervoerkoste na obergingsfasiliteit, BTW & invoerbelasting.



Sources / Bronne:

(a) = Safex; (b) = International Grains Council; (c) = SARB;

(d) = CBOT; (e) = KCBT; (f) = Oil World; (g) = Georganos Peanut World

* Formula according to ITAC (International Trade Administration Commission of South Africa)/
Formule volgens ITAC (International Trade Administration Commission of South Africa)

Bernard Schultz

General Manager / Hoofbestuurder

Indemnity/Vrywaring: Although everything has been done to ensure the accuracy of the information, neither SAGIS nor any of its directors or employees takes any responsibility for actions or losses that might occur as a result of the usage of this information. / Alhoewel alles gedoen is om te verseker dat die inligting korrek is, aanvaar nie SAGIS of enige van sy direkteure of werknemers verantwoordelikheid vir enige aksies of verliese as gevolg van die inligting wat gebruik is nie.