

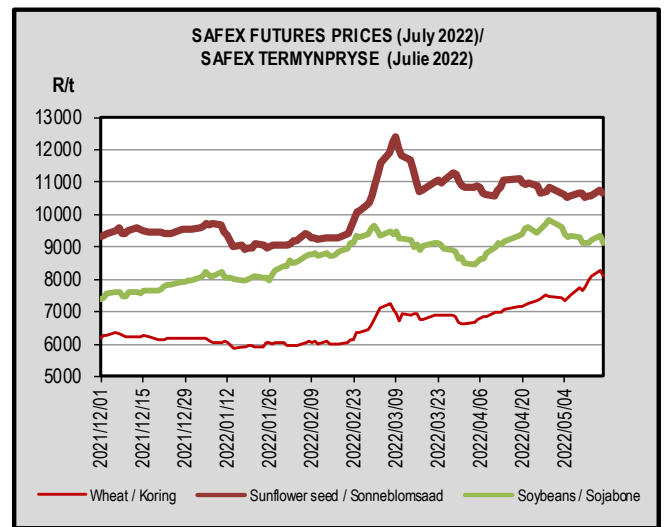
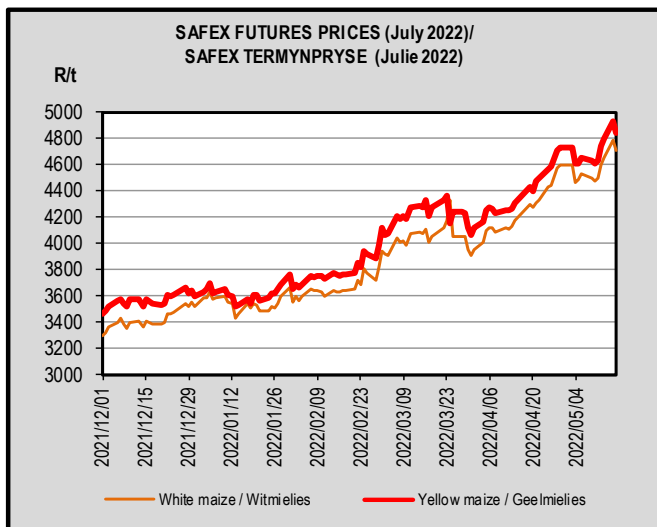
SAGIS WEEKLY BULLETIN / SAGIS WEEKLIKSE BULLETIN

1. PRODUCER DELIVERIES:	1. PRODUSENTELEWERINGS:
http://www.sagis.org.za/weekly_prod_deliveries.html	
2. IMPORTS, EXPORTS & MAIZE INTENTIONS:	2. INVOERE, UITVOERE & MIELIE INTENSIES:
http://www.sagis.org.za/weekly_imp-exp.html	

3. DOMESTIC PRICES PER SAFEX (R/t)(a)

3. PLAASLIKE PRYSE VOLGENS SAFEX (R/t)(a)

Commodity	Future Prices / Termynpryse (2022/05/17) R/ton					Kommoditeit
	May-22	Jul-22	Sep-22	Dec-22	Mar-23	
White maize	4 686.00	4 710.00	4 771.00	4 864.00	4 860.00	Witmielies
Yellow maize	4 828.00	4 844.00	4 894.00	4 973.00	4 941.00	Geelmielies
Wheat	8 300.00	8 105.00	7 778.00	7 913.00	n/a	Koring
Sunflower	10 524.00	10 663.00	10 851.00	11 027.00	n/a	Sonneblom
Soybeans	9 033.00	9 144.00	9 249.00	9 360.00	9 378.00	Sojabone



4. IMPORT TARIFF ON MAIZE & WHEAT (b)(c)

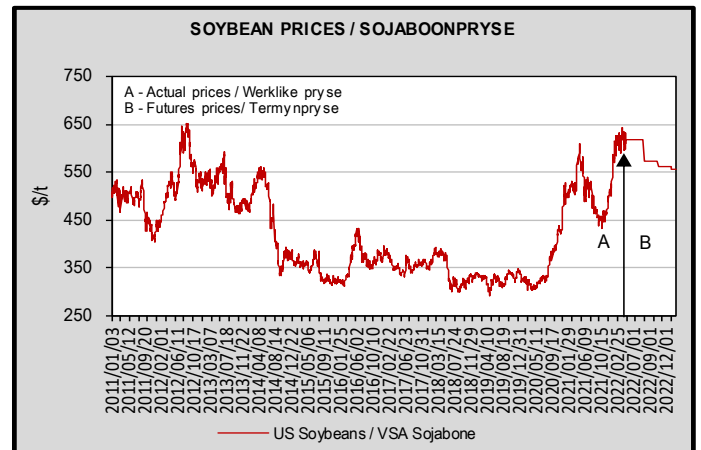
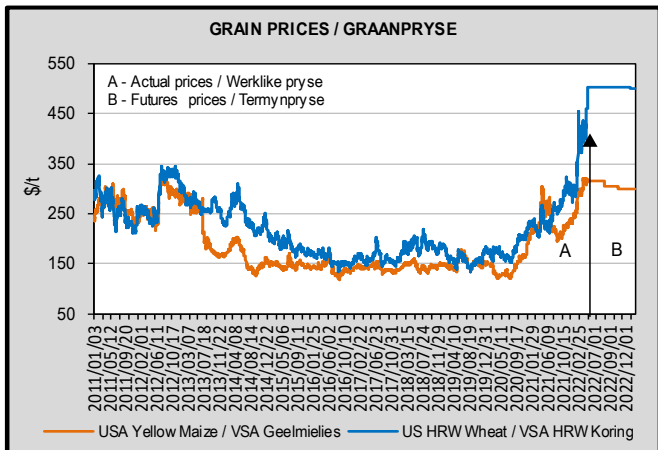
4. INVOERTARIEF OP MIELIES & KORING (b)(c)*

http://www.sagis.org.za/import_tariffs.html

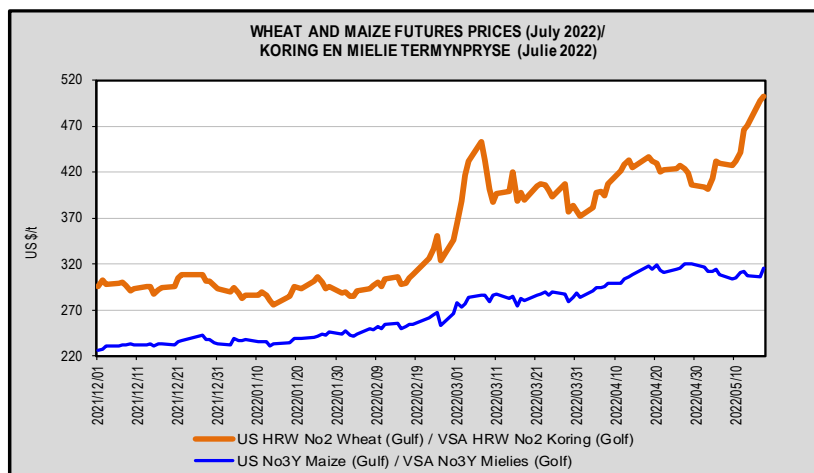
5. PRICES – INTERNATIONAL (US\$/t)

5. PRYSE - INTERNASIONAAL (VSA\$/t)

FOB (US\$/t)	Export Quotations/ Uitvoerkwotasie (b)(f)(g)				VAB (VSA\$/t)
	2022/05/17	2022/05/10	2022/05/03	2022/04/26	
US No 2 HRW Wheat (Gulf)	576.00	506.00	471.00	504.00	VSA No 2 HRW Koring (Golf)
US DNS Wheat 14% PNW	567.00	504.00	482.00	497.00	VSA DNS Koring 14% PNW
Argentine Wheat (Up River)	481.00	456.00	449.00	447.00	Argentynse Koring (Up River)
EU (France) Wheat (grade 1)	472.00	425.00	420.00	443.00	EU (Frankryk) Koring (graad 1)
EU (Germany) B Quality Wheat	469.00	433.00	422.00	444.00	EU (Duitsland) B Kwaliteit Koring
Russia Milling 12.5%	410.00	395.00	395.00	395.00	Swart See Maalkoring
Australia ASW 11.5% (Adelaide)	412.00	391.00	386.00	389.00	Australië ASW 11.5% (Adelaide)
Australia APW 10% (Adelaide)	436.00	415.00	410.00	413.00	Australië APW 10% (Adelaide)
US No 3Y Maize (Gulf)	357.00	351.00	357.00	358.00	VSA No3Y Mielies (Golf)
Argentine Maize (Up River)	318.00	308.00	314.00	317.00	Argentynse Mielies (Up River)
US Sorghum (Gulf)	394.00	388.00	394.00	395.00	VSA Sorghum (Golf)
Argentine Sorghum (Up River)	325.00	319.00	295.00	287.00	Argentynse Sorghum (Up River)
US Soybeans (Gulf)	668.00	647.00	658.00	674.00	VSA Sojabone (Gulf)
Argentine Soybeans (Up River)	655.00	625.00	639.00	652.00	Argentynse Sojabone (Up River)
Canadian Canola	978.00	930.00	968.00	971.00	Kanadese Canola
Argentine Groundnuts Runners 40/50	1 430.00	1 426.00	1 402.00	1 380.00	Argentynse Grondbone 40/50 Runners
US Groundnuts Runners 40/50 shelled	1 380.00	1 376.00	1 377.00	1 380.00	VSA Grondbone 40/50 Runners uitgedop
Australian Maltng Barley (Commander Malt)	401.00	375.00	370.00	369.00	Australiese Moutgars (Commander Mout)



Futures prices (US\$/t) / Termynpryse (VSA\$/t) (d)(e) (2022/05/17)							
Commodity	Jul-22	Sep-22	Dec-22	Mar-23	May-23	Jul-23	Kommoditeit
US No3 Yellow maize	315.18	304.16	299.43	300.77	300.62	297.86	VSA No3 Geelmielies
US No2 HRW wheat	502.50	503.09	503.38	499.93	486.56	443.49	VSA No2 HRW koring
US Soybeans	616.56	573.79	n/a	555.93	554.68	553.73	VSA Sojabone



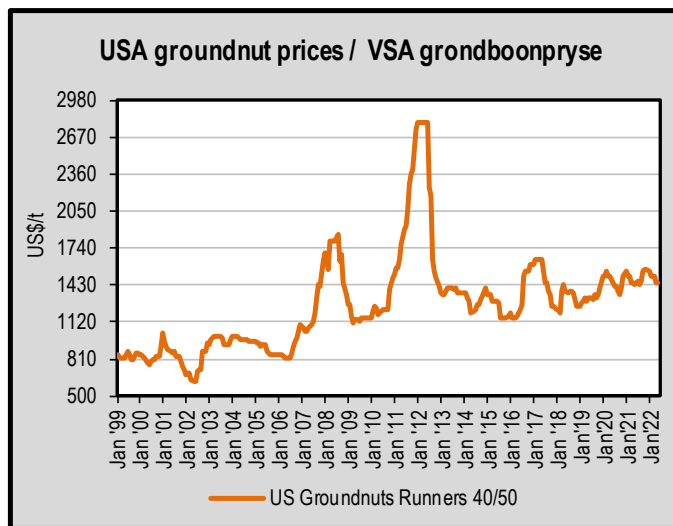
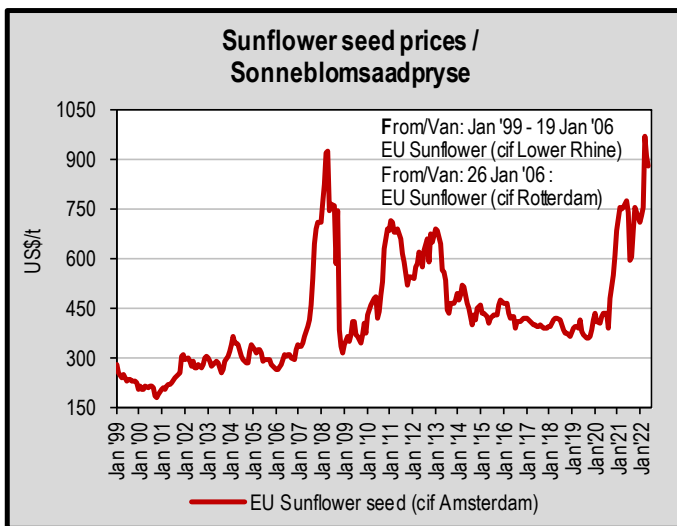
6. LOWEST REPRESENTATIVE ASKING PRICES
(US\$/t)(f)(g)(Prices of previous week)

6. LAAGSTE VERTEENWOORDIGENDE PRYSE GEVRA
(Pryse van vorige week)(VSA\$/t)(f)(g)

US\$/t	2022/05/12	2022/05/05	Change/ Verandering	VSA\$/t
Soybeans, USA, c.i.f. Rotterdam	694	718	-3.3	Sojabone, VSA, k.a.v. Rotterdam
Groundnuts, USA Runners 40/50*	1 450	1 450	0.0	Grondbone, VSA Runners 40/50*
Groundnuts, Argentine Runners 40/50*	1 500	1 500	0.0	Grondbone, Argentynse Runners 40/50*
Sunflower seed, EU c.i.f. Amsterdam	880	890	-1.1	Sonneblomsaad, EU k.a.v. Amsterdam
Sunflower seed, fob Black Sea	820	830	-1.2	Sonneblomsaad, Swart See
Sunflower-oil, EU (fob) N.W. Europe	2 080	2 100	-1.0	Sonneblom-olie, EU (vab) N.W. Eur.
Rapeseed, Europe, 00, c.i.f. Hamburg	991	993	-0.2	Raapsaad, Europa, 00, k.a.v. Hamburg

* Shelled, c.i.f. Rotterdam

* Uitgedop k a v Rotterdam



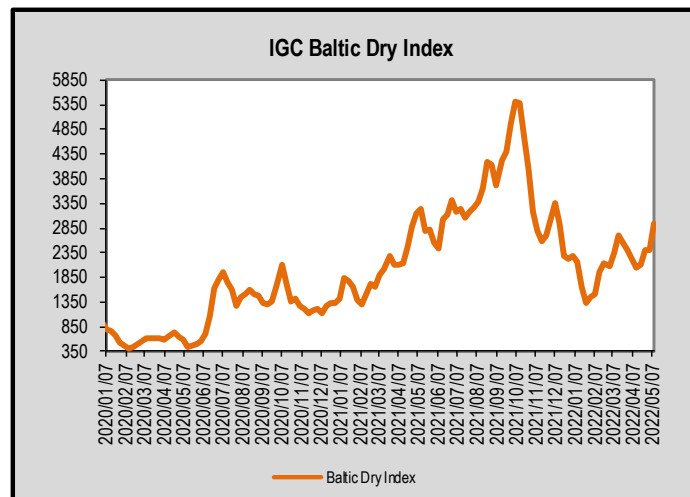
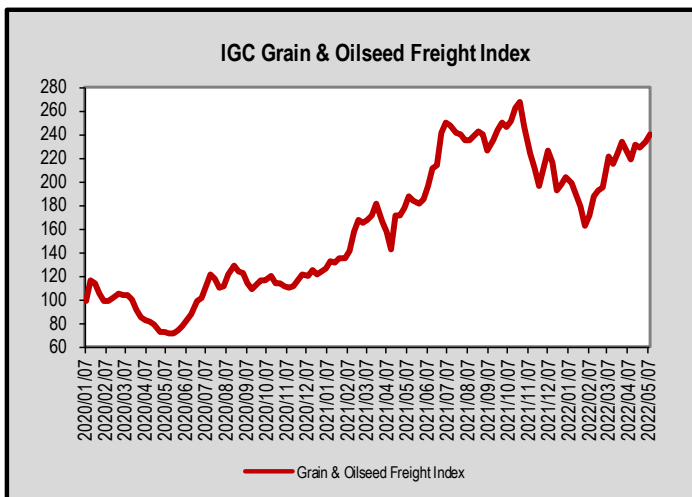
7. IGC FREIGHT INDICES (b) *

7. IGC VRAG INDEKSE (b)*

IGC FREIGHT INDICES / IGC VRAG INDEKSE							
	2022/04/12	2022/04/19	2022/04/26	2022/05/03	2022/05/10	2022/05/17	
Baltic Dry Index	2 035	2 115	2 404	2 412	2 939	3 095	Baltiese Droë Indeks
Grain & Oilseeds Freight Index*	219	232	229	234	240	n/a	Graan & Oliesade Vrag Indeks*

* IGC's Grain & Oilseeds Freight Index (GOFI) - covers 68 routes. The first week of January 2013 is taken as the index base of 100.

* IGC se Graan & Oliesade Vrag Indeks (GOVI) - verteenwoordig 68 roetes. Die eerste week van Januarie 2013 word gebruik as die indeks basis van 100.



8. IMPORT PARITY PRICES – SUMMER GRAINS (b)(c)

8. INVOERPARITEITPRYSE - SOMERGRANE (b)(c)

INVOERPARITEITPRYSE VAN SOMERGRANE (BTW UITGESLT) SOOS OP				2022/05/17		IMPORT PARITY PRICES OF SUMMER GRAINS (VAT EXCL) AS ON		
ITEM	Nota/ Note	Mielies/Maize	Mielies/Maize	Sorghum	Sorghum	Sorghum	ITEM	
		VSA/ USA Golf/Gulf (no.3Y)	Argentynse/ Argentina Up River	VSA/ USA Golf/Gulf	Argentynse/ Argentina Up River	Australiese/ Australian Brisbane		
		\$/t	\$/t	\$/t	\$/t	\$/t		
Internasionale VAB pryse	a	357.00	318.00	394.00	325.00	318.00	International FOB prices	
Vraggeld	b	70.00	57.00	70.00	57.00	61.00	Freight Rates	
Assuransie (0.3% van VAB)		1.07	0.95	1.18	0.98	0.95	Insurance (0.3% of FOB)	
1 KOSTE, ASSURANSIE EN VRAG (KAV) \$/T		428.07	375.95	465.18	382.98	379.95	1 COST, INSURANCE AND FREIGHT (CIF) \$/T	
<i>Omskakel na R/t</i>							<i>Converted to R/t</i>	
R/\$ Wisselkoers op: 2022/05/17	c	16.0470	16.0470	16.0470	16.0470	16.0470	R/\$ Exchange rate on: 2022/05/17	
2 KOSTE, ASSURANSIE EN VRAG (KAV) R/t		6 869.24	6 032.87	7 464.74	6 145.68	6 097.06	2 COST, INSURANCE AND FREIGHT (CIF) R/t	
Finansieringskoste	d	43.76	38.43	47.55	39.15	38.84	Financing cost	
3 KOSTE, ASSURANSIE, VRAG EN FINANSIERING R/t		6 913.00	6 071.30	7 512.29	6 184.83	6 135.90	3 COST, INSURANCE, FREIGHT AND FINANCING R/t	
Aflaaiikoste:	e, f						Discharging cost	
- Kaapstad		216.77	216.77	n/a	n/a	n/a	- Cape Town	
- Durban		204.95	204.95	204.95	204.95	204.95	- Durban	
Invoertarif	g	0.00	0.00	189.68	156.46	153.09	Import Tariff	
4 VRY OP SPOOR (VOS) R/t							4 FREE ON RAIL (FOR) R/t	
- Kaapstad		7 129.77	6 288.07	n/a	n/a	n/a	- Cape Town	
- Durban		7 117.95	6 276.25	7 701.97	6 341.29	6 288.99	- Durban	
Spoorvragkoste	h						Railage cost	
- Durban na Randfontein		263.25	263.25	263.25	263.25	263.25	- Durban to Randfontein	
5 GELEWER:							5 DELIVERED:	
- Durban na Randfontein R/ton		7 381.20	6 539.50	7 965.22	6 604.54	6 552.24	- Durban to Randfontein R/ton	

Notas/Notes:

a Bron van pryse en vraggeld : IGC GMI
Source of prices and freight rates: IGC GMI

2022/05/17

Termyn / Term	US\$/ton (VAB/FOB)	Vraggeld/Freight Rate:	US\$/ton
Jun 2022	357.00	US Golf / Gulf	70.00
May 2022	318.00	Argentinië / Argentina	57.00
Jun 2022	394.00	Australië/Australia (Fremantle)	61.00
May 2022	325.00		
May 2022	318.00		

Mielies/Maize: VSA/USA (Golf/Gulf No.3Y)
Mielies/Maize: Argentinië/Argentina (Up River)
Sorghum: VSA/USA (Golf / Gulf Milo)
Sorghum: Argentinië/Argentina (Up River)
Sorghum: Australië/Australia (Brisbane)

b Vraggeld: bereken vir vragte van +/- 20 000 - 30 000t. / Freight rates: calculated for freights of +/- 20 000 - 30 000t.

c Reserwebank / Reserve Bank

d Finansieringskoste: 30 000t @ KAV @ primakoers vir 30 dae. Bron/Source: SARB 7.75% 2022/03/25
Financing cost: 30 000t @ CIF @ prime rate for 30 days.

e Aflaaiikoste / Discharging costs (R/ton):

	Mielies/Maize:	Sorghum
Kaapstad / Cape Town:	216.77	n/a
Durban:	204.95	204.95

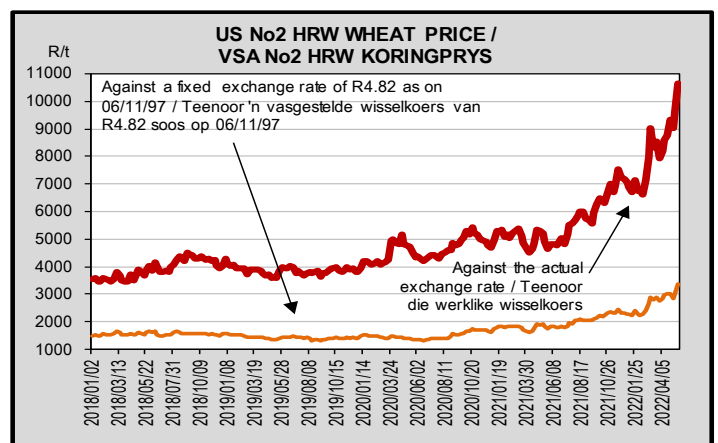
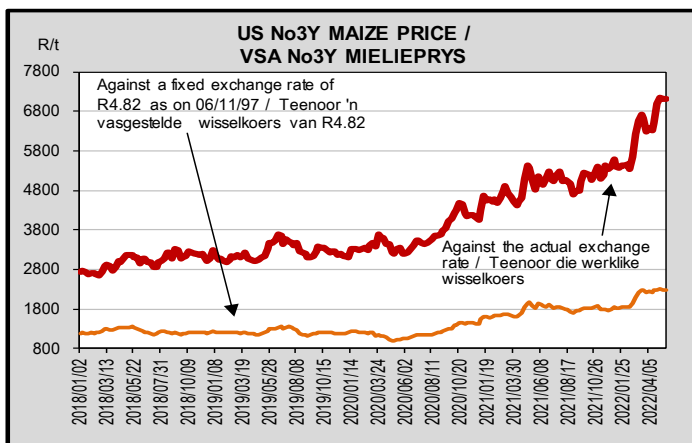
Bron / Source: Mainport Africa Shipping

f Ingesluit: Kaagelde, hantering, kaaitoesig, agente/dokumentasie, logistiek & opnames (inspeksie van skeepsvrag) /
Included: Wharfage, handling, wharf supervision, agent/documentation, logistic & survey (inspection of shipload).
Uitgesluit: Gesondheidsinspeksie-, skeepagentskapfooi, strooktoetsingsfooi vir GMO, opbergingskoste asook BTW en invoerbelasting /
Excluded: Health inspection fee, Ship agency fee, strip testing fees for GMO, storage costs as well as VAT and import duty.
N.B: Slegs 'n aanduiding, aangesien koste van opname beding kan word / N.B: Indication only, as cost of survey can be negotiated.

g Invoertarif / Import Tariff:

Mielies/Maize = Vry / Free
Sorghum = 3% op VAB / on FOB

h Neem asb. kennis van die verandering in Spoorwet se standaard spoorvrag op 1 April 2022, na R263.25.
Please note the change in Spoorwet's standard railage cost on 1 April 2022 to R263.25.



9. IMPORT PARITY PRICES – WINTER CEREALS (b)(c)

9. INVOERPARITEITPRYSSE - WINTERGRANE (b)(c)

INVOERPARITEITPRYSSE VAN WINTERGRANE (BTW UITGESLT) SOOS OP		2022/05/17		IMPORT PARITY PRICES OF WINTER CEREALS (VAT EXCL) AS ON					
ITEM	Nota/ Note	Koring/Wheat	Koring/Wheat	Koring/Wheat	Koring/Wheat	Koring/Wheat	Koring/Wheat	Gars/Barley	ITEM
		VSA/ USA Golf/Gulf	VSA/ USA PNW	Argentynse/ Argentine Up River	EU Duitsland/ Germany Hamburg B kwaliteit/ quality	Russies/ Russian Black Sea	Australian Adelaide	Australiaanse/ Australian Adelaide	
		HRW	DNS	Trigo Pan		12.50%	11.50%	Mout/Malting	
		\$/t	\$/t	\$/t	\$/t	\$/t	\$/t	\$/t	
Internasionale VAB pryse	a	576.00	567.00	481.00	469.00	410.00	412.00	401.00	International FOB prices
Vraggeld	b	70.00	70.00	57.00	63.00	79.00	61.00	62.00	Freight Rates
Assuransie (0.3% van VAB)		1.73	1.70	1.44	1.41	1.23	1.24	1.20	Insurance (0.3% of FOB)
1 KOSTE, ASSURANSIE EN VRAG (KAV) \$/T		647.73	638.70	539.44	533.41	490.23	474.24	464.20	1 COST, INSURANCE AND FREIGHT (CIF) \$/T
<i>Omskakel na R/t</i>									<i>Converted to R/t</i>
R/\$ Wisselkoers op: 2022/05/17	c	16.0470	16.0470	16.0470	16.0470	16.0470	16.0470	16.0470	R/\$ Exchange rate on: 2022/05/17
2 KOSTE, ASSURANSIE EN VRAG (KAV) R/t		10 394.12	10 249.22	8 656.39	8 559.63	7 866.72	7 610.13	7 449.02	2 COST, INSURANCE AND FREIGHT (CIF) R/t
Finansieringskoste	d	66.21	65.29	55.14	54.52	50.11	48.48	47.45	Financing cost
3 KOSTE, ASSURANSIE, VRAG EN FINANSIERING R/t		10 460.33	10 314.51	8 711.53	8 614.15	7 916.83	7 658.61	7 496.47	3 COST, INSURANCE, FREIGHT AND FINANCING R/t
Aflaaiikoste	e, f								Discharging cost
3.1 Kaapstad (Hoofsaaklik kaaihykraan metode)		216.77	216.77	216.77	216.77	216.77	216.77	216.77	3.1 Cape Town (Mainly shore cranes method)
3.2 Durban (Hoofsaaklik suig-in-silo metode)		204.95	204.95	204.95	204.95	204.95	204.95	204.95	3.2 Durban (Mainly suction into silo method)
Invoertarif	g	0.00	0.00	0.00	0.00	0.00	0.00	0.00	Import Tariff
4 VRY OP SPOOR (VOS) R/t									4 FREE ON RAIL (FOR) R/t
4.1 Kaapstadhawe		10 677.10	10 531.28	8 928.30	8 830.92	8 133.60	7 875.38	7 713.24	4.1 Cape Town Harbour
4.2 Durbanhawe		10 665.28	10 519.46	8 916.48	8 819.10	8 121.78	7 863.56	7 701.42	4.2 Durban Harbour
Spoorvragkoste	h								Railage cost
- Kaapstad na Paarl		113.77	113.77	113.77	113.77	113.77	113.77	n/a	- Cape Town to Paarl
- Durban na Randfontein		263.25	263.25	263.25	263.25	263.25	263.25	263.25	- Durban to Randfontein
5 GELEWER:									5 DELIVERED:
- Kaapstad na Paarl R/ton		10 790.87	10 645.05	9 042.07	8 944.69	8 247.37	7 989.15	n/a	- Cape Town to Paarl R/ton
- Durban na Randfontein R/ton		10 928.53	10 782.71	9 179.73	9 082.35	8 385.03	8 126.81	7 964.67	- Durban to Randfontein R/ton

Notas/Notes: 2022/05/17

a Bron van pryse en vraggeld : IGC GMI
Source of prices and freight rates: IGC GMI

Termyn / Term	VAB/FOB US\$/ton	Vraggeld / Freight Rate: US\$/ton	Gars/Barley = US\$ + 1	Gars/Barley = US\$ + 1
Koring/Wheat: HRW No 2 (Hard Red Winter) Gulf	Jun 2022 576.00	VSA/USA (Golf / Gulf) 70.00		
Koring/Wheat: DNS 14% No 2 (Dark Northern Spring) PNW	Jun 2022 567.00	Argentinië / Argentina (Upriver) 57.00		
Koring/Wheat: Argentinië / Argentine (Up River) Trigo Pan	Mei/Mei 2022 481.00	EU (Rouen) 63.00	1.00	64.00
Koring/Wheat: EU (Germany) B kwaliteit / quality	Mei/Mei 2022 469.00	Australië / Australia (Kwinana) 61.00	1.00	62.00
Koring/Wheat: Russian Milling 12.5%	Mei/Mei 2022 410.00	Rusland/Russia (Novorossiysk) 79.00		
Koring/Wheat: Australia ASW (Standard White) 11.5% Adelaide	Mei/Mei 2022 412.00			
Gars/Barley: Australian malting barley (Adelaide)	Mei/Mei 2022 401.00			

b Vraggeld: bereken vir vragte van +/- 20 000 - 30 000t. / Freight rates: calculated for freights of +/- 20 000 - 30 000t.

c Reserwebank / Reserve Bank

d Finansieringskoste: 30 000t @ KAV @ primakoers vir 30 dae. Bron/Source: SARB 7.75% 2022/03/25
Financing cost: 30 000t @ CIF @ prime rate for 30 days.

e Aflaaiikoste / Discharging cost (R/ton):
Bron / Source: Mainport Africa Shipping

	Koring/Wheat:	Gars/Barley:
Kaapstad /	216.77	216.77
Durban:	204.95	204.95

f Ingesluit: Kaaigeld, hantering, kaaioesig, agente/dokumentasie, logistiek & opnames (inspeksie van skeepsvrag).
Included: Wharfage, handling, wharf supervision, agent/documentation, logistic & survey (inspection of shipload).
Uitgesluit: Gesondheidsinspeksie-, skeepagentskapfooi, strooktoetsingsfooi vir GMO, opbergingskoste asook BTW en invoerbelasting.
Excluded: Health inspection fee, Ship agency fee, strip testing fees for GMO, storage costs as well as VAT and import duty.
N.B: Slegs 'n aanduiding, aangesien koste van opname beding kan word / N.B: Indication only, as cost of survey can be negotiated.

g Invoertarif / Import Tariff:
Koring/Wheat = Vry/Free
Gars/Barley = Vry/Free

h Neem asb. kennis van verandering in Spoorwet se standaard spoorvrag op 1 April 2022 soos volg:
Kaapstad na Paarl R113.77 en Durban na Randfontein R263.25.
Please note the change on 1 April 2022, in Spoorwet's standard railage cost as follows:
Cape Town to Paarl R113.77 and Durban to Randfontein R263.25.

10. IMPORT PARITY PRICES – OIL SEEDS (b)(c)(f)(g)

10. INVOERPARITEITPRYSE - OLIESADE (b)(c)(f)(g)

INVOERPARITEITPRYSE VAN OLIESADE (BTW UITGESLT) SOOS OP		2022/05/17								IMPORT PARITY PRICES OF OIL SEEDS (VAT EXCL) AS ON																																														
ITEM	Nota/Note	Sojabone/Soybeans	Sojabone/Soybeans	Sojabone/Soybeans	Sonneblom/Sunflower	Sonneblom/Sunflower	Canola	Grondbone/Groundnuts	Grondbone/Groundnuts	ITEM																																														
		VSA/USA Golf/Gulf	Argentynse/Argentine Up River	Brazilië/Brazil Paranagua	EU Franse/French Bordeaux	Swart See / Black Sea	Kanadese/Canadian Vancouver	Argentynse/Argentine Raw Runners 40/50	VSA/USA Raw Runners 40/50																																															
		\$/t	\$/t	\$/t	\$/t	\$/t	\$/t	\$/t	\$/t																																															
Internasionale VAB pryse	a	668.00	655.00	667.00	1068.00	880.00 *	978.00	1430.00	1380.00	International FOB prices																																														
Vraggeld	b	70.00	57.00	48.00	63.00	79.00	79.00	110.00	70.00	Freight Rates																																														
Assuransie (0.3% van VAB)		2.00	1.97	2.00	3.20	2.64	2.93	4.29	4.14	Insurance (0.3% of FOB)																																														
1 KOSTE, ASSURANSIE EN VRAG (KAV) \$/T Omskakel na R/t R/\$ Wisselkoers op: 2022/05/17	c	740.00	713.97	717.00	1134.20	961.64	1059.93	1544.29	1454.14	1 COST, INSURANCE AND FREIGHT (CIF) \$/T Converted to R/t R/\$ Exchange rate on: 2022/05/17																																														
2 KOSTE, ASSURANSIE EN VRAG (KAV) R/t		16.0470 R/t	16.0470 R/t	16.0470 R/t	16.0470 R/t	16.0470	16.0470 R/t	16.0470 R/t	16.0470 R/t	2 COST, INSURANCE AND FREIGHT (CIF) R/t																																														
3 KOSTE, ASSURANSIE, VRAG EN FINANSIERING R/t	d	11950.42	11530.06	11578.99	18316.44	15529.74	17117.04	24939.07	23483.22	3 COST, INSURANCE, FREIGHT AND FINANCING R/t																																														
4 VRY OP SPOOR (VOS) R/t Durban	e, f g	204.95 857.55	204.95 840.86	204.95 856.27	219.95 0.00	219.95 0.00	204.95 1569.40	612.23 2294.72	612.23 2214.49	Discharging cost: Durban Import Tariff:																																														
5 GELEWER: - Durban na Randfontein R/ton	h	13276.17	12839.12	12903.46	18799.64	16012.94	19154.64	-	-	4 FREE ON RAIL (FOR) R/t Durban 5 DELIVERED: - Durban to Randfontein R/ton																																														
<p>Notas/Notes:</p> <p>a Bron van pryse en vraggeld / Source of prices and freight rates : IGC (GMI), Geogalos Peanut World & Oilworld 2022/05/17</p> <table border="1"> <thead> <tr> <th>Termyn / Term</th> <th>US\$/ton (VAB/FOB)</th> <th>Vraggeld/Freight Rate:</th> <th>US\$/ton</th> </tr> </thead> <tbody> <tr> <td>Sojabone/Soybeans: VSA/USA (Golf/Gulf)</td> <td>Jun 2022</td> <td>668.00 US Golf / Gulf</td> <td>70.00</td> </tr> <tr> <td>Sojabone/Soybeans: Argentinië/Argentina (Up River)</td> <td>Mei/May 2022</td> <td>655.00 Argentinië / Argentina</td> <td>57.00</td> </tr> <tr> <td>Sojabone/Soybeans: Brazilië/Brazil (Paranagua)</td> <td>Jun 2022</td> <td>667.00 Brazilië/Brazil (Santos)</td> <td>48.00</td> </tr> <tr> <td>Sonneblom/Sunflower: EU Frankryk/France (Bordeaux)</td> <td>Jul 2022</td> <td>1068.00 EU (Rouen)</td> <td>63.00</td> </tr> <tr> <td>Sonneblom/Sunflower: Swart See/Black Sea</td> <td>Jun 2022</td> <td>880.00 Kanada/Canada (St Lawrence)</td> <td>79.00</td> </tr> <tr> <td>Canola: Kanada/Canada (Vancouver)</td> <td>Mei/May 2022</td> <td>978.00 Rusland / Russia (Novorossiysk)</td> <td>79.00</td> </tr> <tr> <td>Grondbone/Groundnuts: Argentinië/Argentina (Raw Runner 40/50)</td> <td>Jul 2022</td> <td>1430.00 Grondbone/Groundnuts (ARG)</td> <td>110.00</td> </tr> <tr> <td>Grondbone/Groundnuts: VSA/USA (Runners 40/50)</td> <td>Jun-22</td> <td>1380.00</td> <td></td> </tr> </tbody> </table> <p>b Vraggeld: bereken vir vragte van +/- 20 000 - 30 000t. / Freight rates: calculated for freights of +/- 20 000 - 30 000t.</p> <p>c Reserwebank / Reservebank</p> <p>d Finansieringskoste: 30 000t @ KAV @ primakoers vir 30 dae. Bron/Source: SARB 7.75% 2022/03/25 Financing cost: 30 000t @ CIF @ prime rate for 30 days.</p> <table border="1"> <thead> <tr> <th></th> <th>Sojabone/Soybeans</th> <th>Sonneblom/Sunflower</th> <th>Canola</th> <th>Grondbone/Groundnuts</th> </tr> </thead> <tbody> <tr> <td>Durban:</td> <td>204.95</td> <td>219.95</td> <td>204.95</td> <td>612.23</td> </tr> </tbody> </table> <p>e Aflaaiakoste / Discharging costs (R/ton): Bron / Source: Mainport Africa Shipping</p> <p>f Aflaaiakoste / Discharging fees: Ingesluit: Kaai gelde, hantering, kaaitoetsing, agente/dokumentasie, logistiek & opnames (inspeksie van skeepsvrag) / Included: Wharfage, handling, wharf supervision, agent/documentation, logistic & survey (inspection of shipload). Uitgesluit: Gesondheidsinspeksie-, skeepagentskapfooi, strooktoetsingsfooi vir GMO, obergingskoste asook BTW en invoerbelasting / Excluded: Health inspection fee, Ship agency fee, strip testing fees for GMO, storage costs as well as VAT and import duty. N.B: Slegs 'n aanduiding, aangesien koste van opname beding kan word / N.B: Indication only, as cost of survey can be negotiated.</p> <p>g Invoertarif / Import Tariff: Sojabone/Soybeans = 8% op VAB / on FOB Sonneblom/Sunflower = Vry / Free Canola = 10% op VAB / on FOB Grondbone/Groundnuts = 10% op VAB / on FOB</p> <p>h Neem asb. kennis van die verandering in Spoorwet se standaard spoorvrag op 1 April 2022, na R263.25. Please note the change on 1 April 2022 in Spoorwet's standard railrage cost to R263.25.</p> <p>i Kwotasies is k.a.v. pryse. VAB pryse dus berekende pryse (kav minus vraggeld) / Quotes are c.i.f. prices. FOB prices are therefore calculated prices (cif minus freight rates).</p> <p>* Last price received for Sunflower seed fob Black Sea: 17 February 2022</p>											Termyn / Term	US\$/ton (VAB/FOB)	Vraggeld/Freight Rate:	US\$/ton	Sojabone/Soybeans: VSA/USA (Golf/Gulf)	Jun 2022	668.00 US Golf / Gulf	70.00	Sojabone/Soybeans: Argentinië/Argentina (Up River)	Mei/May 2022	655.00 Argentinië / Argentina	57.00	Sojabone/Soybeans: Brazilië/Brazil (Paranagua)	Jun 2022	667.00 Brazilië/Brazil (Santos)	48.00	Sonneblom/Sunflower: EU Frankryk/France (Bordeaux)	Jul 2022	1068.00 EU (Rouen)	63.00	Sonneblom/Sunflower: Swart See/Black Sea	Jun 2022	880.00 Kanada/Canada (St Lawrence)	79.00	Canola: Kanada/Canada (Vancouver)	Mei/May 2022	978.00 Rusland / Russia (Novorossiysk)	79.00	Grondbone/Groundnuts: Argentinië/Argentina (Raw Runner 40/50)	Jul 2022	1430.00 Grondbone/Groundnuts (ARG)	110.00	Grondbone/Groundnuts: VSA/USA (Runners 40/50)	Jun-22	1380.00			Sojabone/Soybeans	Sonneblom/Sunflower	Canola	Grondbone/Groundnuts	Durban:	204.95	219.95	204.95	612.23
Termyn / Term	US\$/ton (VAB/FOB)	Vraggeld/Freight Rate:	US\$/ton																																																					
Sojabone/Soybeans: VSA/USA (Golf/Gulf)	Jun 2022	668.00 US Golf / Gulf	70.00																																																					
Sojabone/Soybeans: Argentinië/Argentina (Up River)	Mei/May 2022	655.00 Argentinië / Argentina	57.00																																																					
Sojabone/Soybeans: Brazilië/Brazil (Paranagua)	Jun 2022	667.00 Brazilië/Brazil (Santos)	48.00																																																					
Sonneblom/Sunflower: EU Frankryk/France (Bordeaux)	Jul 2022	1068.00 EU (Rouen)	63.00																																																					
Sonneblom/Sunflower: Swart See/Black Sea	Jun 2022	880.00 Kanada/Canada (St Lawrence)	79.00																																																					
Canola: Kanada/Canada (Vancouver)	Mei/May 2022	978.00 Rusland / Russia (Novorossiysk)	79.00																																																					
Grondbone/Groundnuts: Argentinië/Argentina (Raw Runner 40/50)	Jul 2022	1430.00 Grondbone/Groundnuts (ARG)	110.00																																																					
Grondbone/Groundnuts: VSA/USA (Runners 40/50)	Jun-22	1380.00																																																						
	Sojabone/Soybeans	Sonneblom/Sunflower	Canola	Grondbone/Groundnuts																																																				
Durban:	204.95	219.95	204.95	612.23																																																				

11. EXPORT PARITY PRICES (b)(c)

11. UITVOERPARITEITPRYSE (b)(c)

INDICATIVE EXPORT PARITY PRICES AS ON	2022/05/17				AANDUIDENDE UITVOERPARITEITSPRYSE SOOS OP
	US No3Y Maize/ Mielies Gulf/Golf (b)	US HRW Wheat/Koring Gulf/Golf (b)	US DNS 14% Wheat/Koring PNW (b)	Argentine Raw Runner 40/50 Groundnuts/ Grondbone (f)	
This is only an example of how an export parity price can be calculated - it can vary according to need	Jun 2022	Jun 2022	Jun 2022	Jul 2022	Hierdie is slegs 'n voorbeeld van hoe 'n uitvoerpariteitsprys bereken kan word - dit kan varieer volgens behoefte
FOB Gulf value (\$/t)	357.00	576.00	567.00	1 430.00	VAB Golfwaarde (\$/t)
Difference in quality and locality of SA ¹					¹ Kwaliteits- en liggingsverskil van SA
Maize: Plus US\$10 (\$/t)	\$10.00				Mielies: Plus VS\$10 (\$/t)
Groundnuts: Less 3,5% of fob value				96,5%	Grondbone: Min 3,5% van vab waarde
SA fob price (\$/t)	367.00	576.00	567.00	1 379.95	SA vab prys (\$/t)
Exchange rate (1\$=): (2022/05/17) ²	16.0470	16.0470	16.0470	16.0470	² Wisselkoers (1\$=): (2022/05/17)
FOB Gulf value (R/t)	5 889.25	9 243.07	9 098.65	22 144.06	VAB Golfwaarde (R/t)
Marketing costs:					Bemerkings koste:
Financing (Prime rate 7.75% - 30 days) (R/t)	37.51	58.88	57.96	141.05	Finansieringskoste (Primakoers 7.50% - 30 dae) (R/t)
Railage: ³					³ Spoorvrage:
Randfontein – Durban harbour	263.25	263.25	263.25	-	Randfontein – Durbanhawe
Loading costs: (R/t) ⁴					⁴ Oplaaikoste: (R/t)
Durban Harbour (Mainly spout method)	211.35	214.95	214.95	580.08	Durbanhawe (Hoofsaaklik tregter metode)
EXPORT REALISATION (R/t):					UITVOER REALISASIE (R/t):
Randfontein	5 377.14	8 705.99	8 562.49	21 422.93	Randfontein

Difference in quality and locality of SA:

As from 14 June 2012, the discount/rebate will no longer be used to calculate the export parity price on US HRW and a new calculation will be added for US DNS, also without the discount/rebate.

Reserve Bank

Railage costs: Received from Transnet

Loading costs, received from Mainport Africa Shipping:

Included: Cargo dues, handling, wharf supervision, agency/documentation, logistics & surveys (inspection of cargo).

Excluded: Ship agent fees, health & PPECB inspections, storage facility & transport costs to storage facility, VAT & duties.

Kwaliteits- en liggingsverskil van SA:

Vanaf 14 Junie 2012 sal die diskonto/premie nie meer gebruik word by die berekening van die uitvoerpariteitsprys van US HRW nie en 'n nuwe berekening word nou vir US DNS gedoen, ook sonder diskonto/premie.

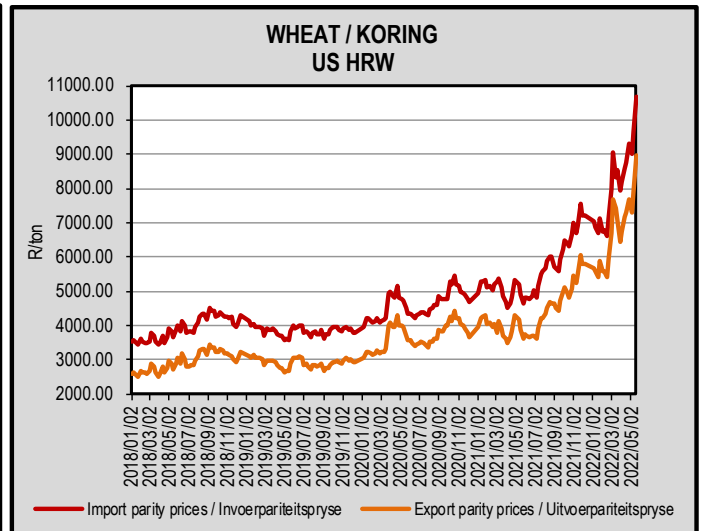
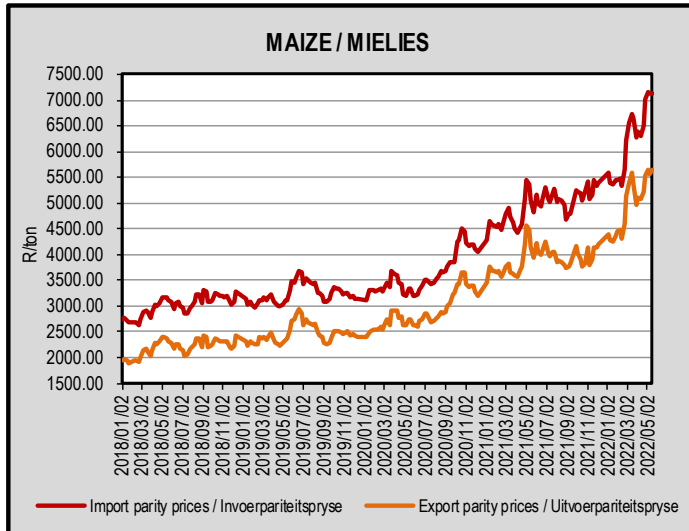
Reserwebank

Spoorvrage koste: Ontvang van Transnet

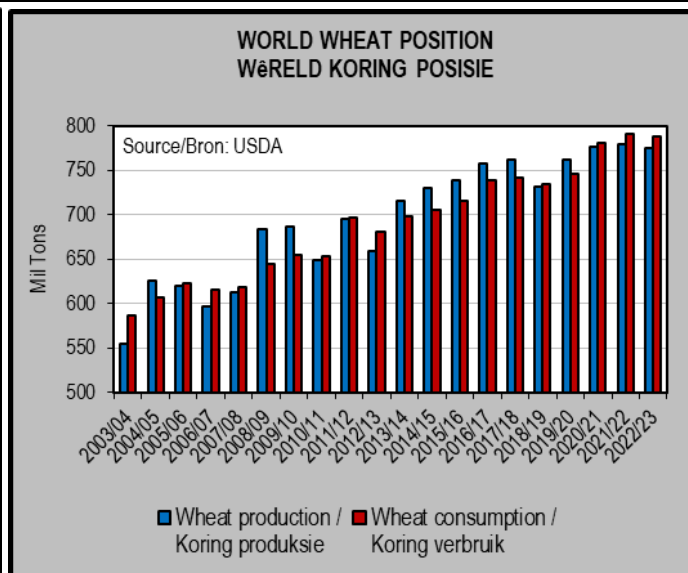
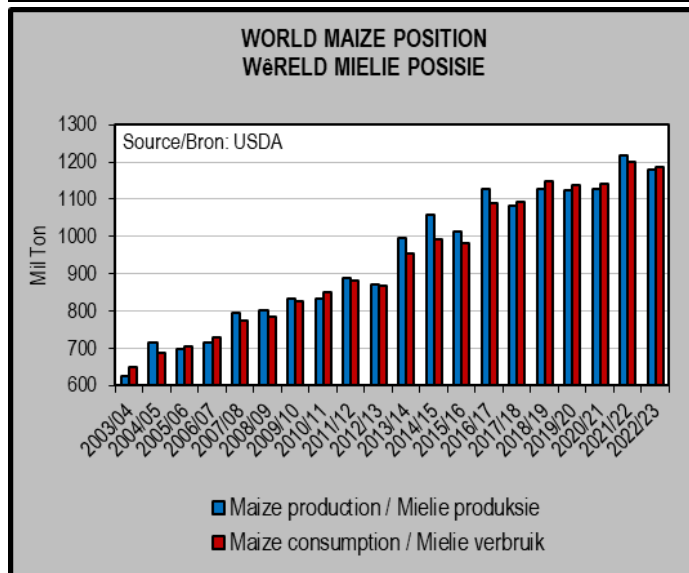
Oplaaikoste, ontvang van Mainport Africa Shipping:

Ingesluit: Kaaigelde, hantering, kaaitoesig, agente/dokumentasie, logistiek & opnames (inspeksie van skeepsvrage)

Uitgesluit: Skeepsagentskaps-, inspeksie-, opbergings- en vervoerkoste na opbergingsfasiliteit, BTW & invoerbelasting.



World Balance Sheet / Wêreld Balansstaat (2022/05/12)										
Million Ton	2022/23									Miljoen Ton
	Maize Mielies	Wheat Koring	Barley Gars	Sorghum	Oats Hawer	Ground- nuts Grond- bone	Canola/ Rape- seed	Soybeans Sojabone	Sunflower seed Sonne- blomsaad	
Production	1 181	775	149	63	25	51	80	395	51	Produksie
Consumption	1 185	788	149	63	25	20	75	327	46	Verbruik
Trade	183	205	31	11	3	5	17	170	4	Handel
Stock	305	267	17	4	3	4	6	100	8	Voorraad

**Sources / Bronne:**

(a) = Safex; (b) = International Grains Council; (c) = SARB;
 (d) = CBOT; (e) = KCBT; (f) = Oil World; (g) = Georganos Peanut World; (h) = USDA FAS-Online.
 * Formula according to ITAC (International Trade Administration Commission of South Africa)/
 Formule volgens ITAC (International Trade Administration Commission of South Africa)

Bernard Schultz
 General Manager / Hoofbestuurder

Indemnity/Vrywaring: Although everything has been done to ensure the accuracy of the information, neither SAGIS nor any of its directors or employees takes any responsibility for actions or losses that might occur as a result of the usage of this information. / Alhoewel alles gedoen is om te verseker dat die inligting korrek is, aanvaar nie SAGIS of enige van sy direkteure of werknemers verantwoordelikheid vir enige aksies of verliese as gevolg van die inligting wat gebruik is nie.