

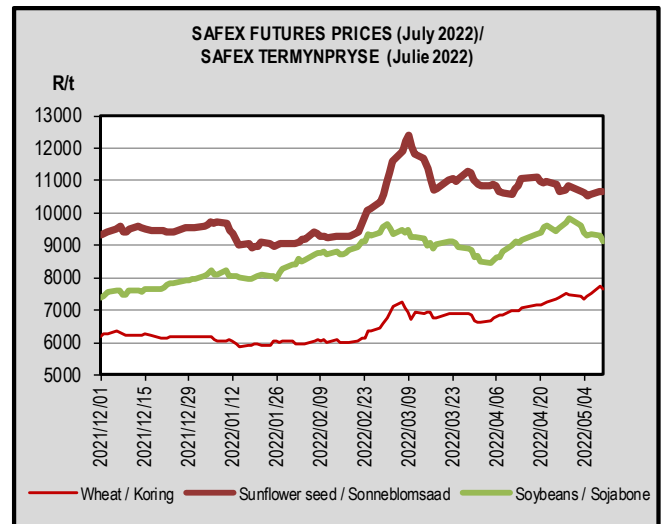
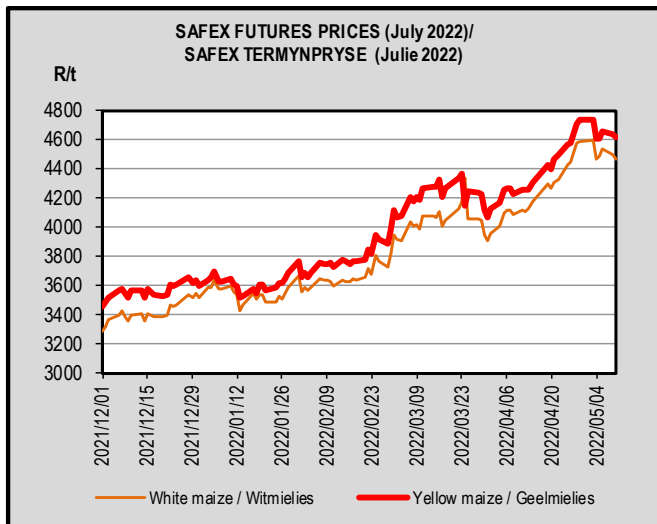
## SAGIS WEEKLY BULLETIN / SAGIS WEEKLIKSE BULLETIN

<b>1. PRODUCER DELIVERIES:</b>	<b>1. PRODUSENTELEWERINGS:</b>
<a href="http://www.sagis.org.za/weekly_prod_deliveries.html">http://www.sagis.org.za/weekly_prod_deliveries.html</a>	
<b>2. IMPORTS, EXPORTS &amp; MAIZE INTENTIONS:</b>	<b>2. INVOERE, UITVOERE &amp; MIELIE INTENSIES:</b>
<a href="http://www.sagis.org.za/weekly_imp-exp.html">http://www.sagis.org.za/weekly_imp-exp.html</a>	

### 3. DOMESTIC PRICES PER SAFEX (R/t)(a)

### 3. PLAASLIKE PRYSE VOLGENS SAFEX (R/t)(a)

Commodity	Future Prices / Termynpryse (2022/05/10) R/ton					Kommoditeit
	May-22	Jul-22	Sep-22	Dec-22	Mar-23	
White maize	4 452.00	4 472.00	4 538.00	4 618.00	4 630.00	Witmielies
Yellow maize	4 582.00	4 614.00	4 669.00	4 740.00	4 712.00	Geelmielies
Wheat	7 749.00	7 674.00	7 580.00	7 160.00	n/a	Koring
Sunflower	10 480.00	10 645.00	10 801.00	10 955.00	n/a	Sonneblom
Soybeans	9 027.00	9 144.00	9 236.00	9 310.00	9 307.00	Sojabone



4. IMPORT TARIFF ON MAIZE & WHEAT (b)(c)

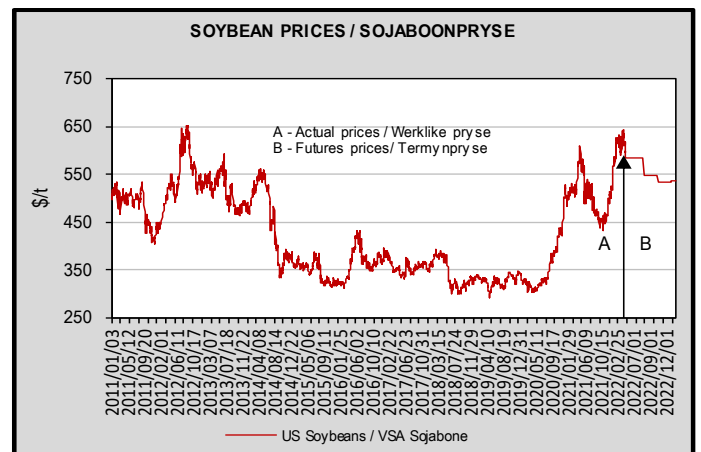
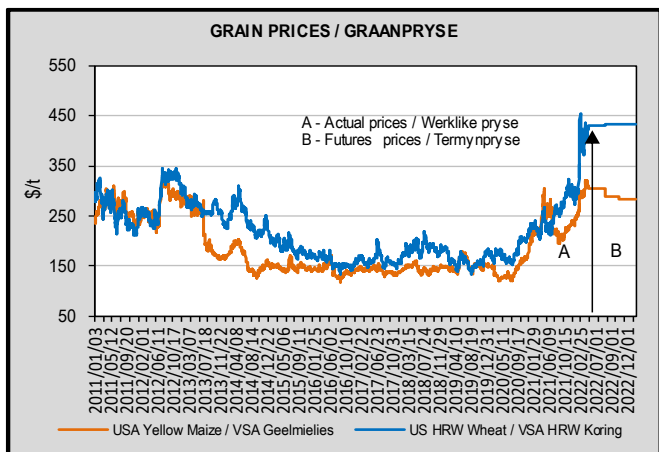
4. INVOERTARIEF OP MIELIES & KORING (b)(c)\*

[http://www.sagis.org.za/import\\_tariffs.html](http://www.sagis.org.za/import_tariffs.html)

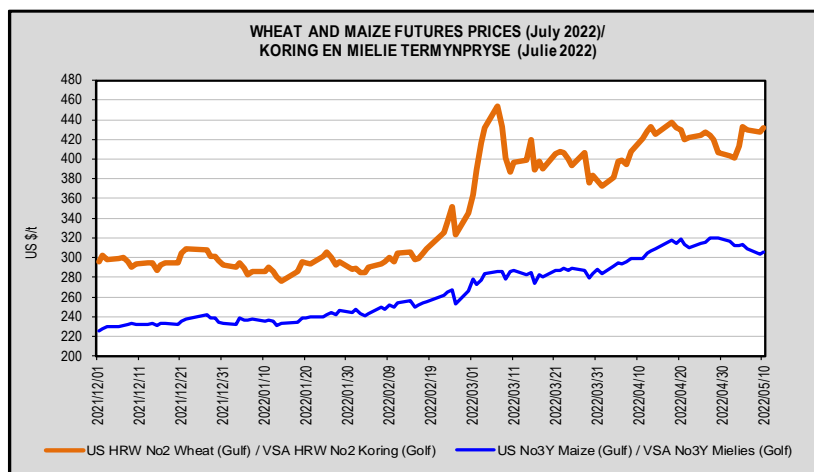
5. PRICES – INTERNATIONAL (US\$/t)

5. PRYSE - INTERNASIONAAL (VSA\$/t)

FOB (US\$/t)	Export Quotations/ Uitvoerkwotasie (b)(f)(g)				VAB (VSA\$/t)
	2022/05/10	2022/05/03	2022/04/26	2022/04/19	
US No 2 HRW Wheat (Gulf)	506.00	471.00	504.00	513.00	VSA No 2 HRW Koring (Golf)
US DNS Wheat 14% PNW	504.00	482.00	497.00	490.00	VSA DNS Koring 14% PNW
Argentine Wheat (Up River)	456.00	449.00	447.00	427.00	Argentynse Koring (Up River)
EU (France) Wheat (grade 1)	425.00	420.00	443.00	444.00	EU (Frankryk) Koring (graad 1)
EU (Germany) B Quality Wheat	433.00	422.00	444.00	460.00	EU (Duitsland) B Kwaliteit Koring
Russia Milling 12.5%	395.00	395.00	395.00	395.00	Swart See Maalkoring
Australia ASW 11.5% (Adelaide)	391.00	386.00	389.00	392.00	Australië ASW 11.5% (Adelaide)
Australia APW 10% (Adelaide)	415.00	410.00	413.00	419.00	Australië APW 10% (Adelaide)
US No 3Y Maize (Gulf)	351.00	357.00	358.00	362.00	VSA No3Y Mielies (Golf)
Argentine Maize (Up River)	308.00	314.00	317.00	323.00	Argentynse Mielies (Up River)
US Sorghum (Gulf)	388.00	394.00	395.00	395.00	VSA Sorghum (Golf)
Argentine Sorghum (Up River)	319.00	295.00	287.00	287.00	Argentynse Sorghum (Up River)
US Soybeans (Gulf)	647.00	658.00	674.00	680.00	VSA Sojabone (Gulf)
Argentine Soybeans (Up River)	625.00	639.00	652.00	662.00	Argentynse Sojabone (Up River)
Canadian Canola	930.00	968.00	971.00	989.00	Kanadese Canola
Argentine Groundnuts Runners 40/50	1 426.00	1 402.00	1 380.00	1 347.00	Argentynse Grondbone 40/50 Runners
US Groundnuts Runners 40/50 shelled	1 376.00	1 377.00	1 380.00	1 387.00	VSA Grondbone 40/50 Runners uitgedop
Australian Maltng Barley (Commander Malt)	375.00	370.00	369.00	362.00	Australiese Moutgars (Commander Mout)



Futures prices (US\$/t) / Termynpryse (VSA\$/t) (d)(e) (2022/05/10)							
Commodity	May-22	Jul-22	Sep-22	Dec-22	Mar-23	May-23	Kommoditeit
US No3 Yellow maize	309.59	305.18	289.36	283.06	284.63	284.79	VSA No3 Geelmielies
US No2 HRW wheat	429.24	431.73	433.06	434.67	434.01	427.69	VSA No2 HRW koring
US Soybeans	598.92	585.03	546.45	n/a	531.90	531.53	VSA Sojabone



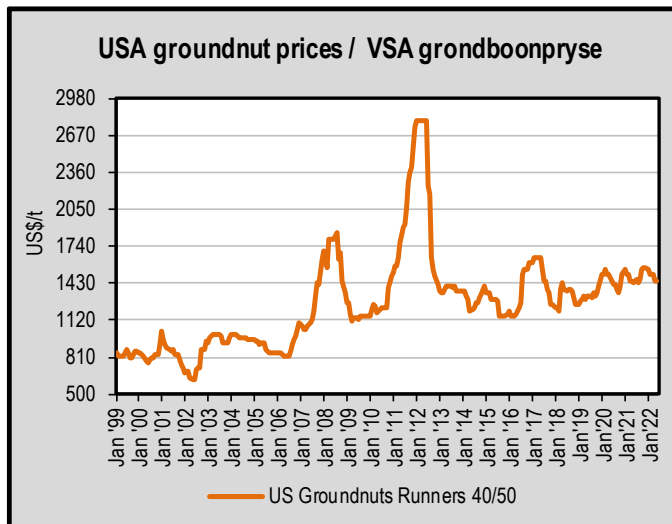
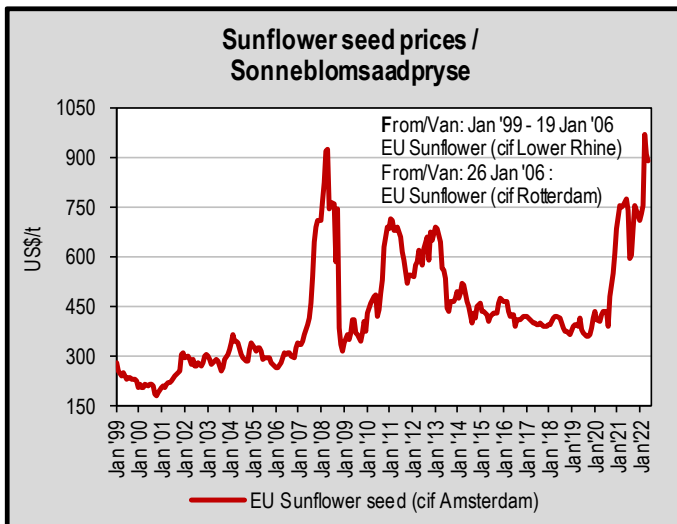
**6. LOWEST REPRESENTATIVE ASKING PRICES**  
(US\$/t)(f)(g)(Prices of previous week)

**6. LAAGSTE VERTEENWOORDIGENDE PRYSE GEVRA**  
(Pryse van vorige week)(VSA\$/t)(f)(g)

US\$/t	2022/05/05	2022/04/28	Change/ Verandering	VSA\$/t
Soybeans, USA, c.i.f. Rotterdam	718	740	-3.0	Sojabone, VSA, k.a.v. Rotterdam
Groundnuts, USA Runners 40/50*	1 450	1 450	0.0	Grondbone, VSA Runners 40/50*
Groundnuts, Argentine Runners 40/50*	1 500	1 475	1.7	Grondbone, Argentynse Runners 40/50*
Sunflower seed, EU c.i.f. Amsterdam	890	910	-2.2	Sonneblomsaad, EU k.a.v. Amsterdam
Sunflower seed, fob Black Sea	830	830	0.0	Sonneblomsaad, Swart See
Sunflower-oil, EU (fob) N.W. Europe	2 100	2 160	-2.8	Sonneblom-olie, EU (vab) N.W. Eur.
Rapeseed, Europe, 00, c.i.f. Hamburg	993	1 093	-9.1	Raapsaad, Europa, 00, k.a.v. Hamburg

\* Shelled, c.i.f. Rotterdam

\* Uitgedop k a v Rotterdam



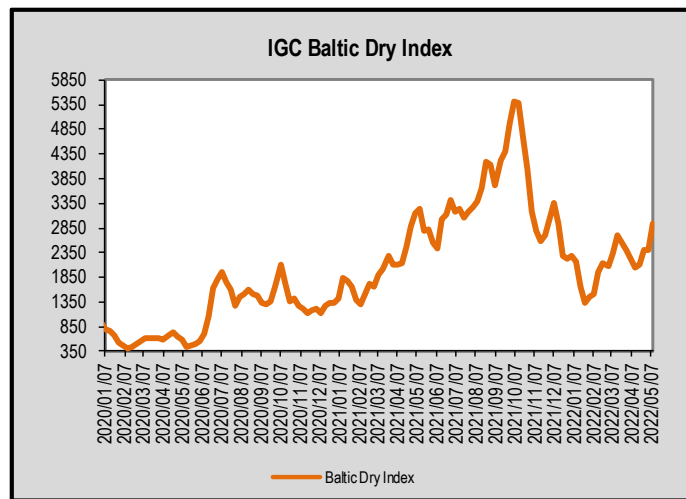
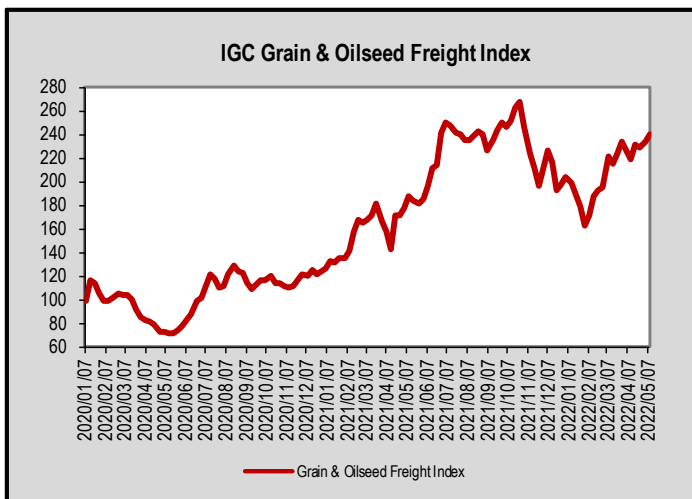
**7. IGC FREIGHT INDICES (b) \***

**7. IGC VRAG INDEKSE (b)\***

IGC FREIGHT INDICES / IGC VRAG INDEKSE							
	2022/04/05	2022/04/12	2022/04/19	2022/04/26	2022/05/03	2022/05/10	
Baltic Dry Index	2 213	2 035	2 115	2 404	2 412	2 939	Baltiese Droë Indeks
Grain & Oilseeds Freight Index*	226	219	232	229	234	240	Graan & Oliesade Vrag Indeks*

\* IGC's Grain & Oilseeds Freight Index (GOFI) - covers 68 routes. The first week of January 2013 is taken as the index base of 100.

\* IGC se Graan & Oliesade Vrag Indeks (GOVI) - verteenwoordig 68 roetes. Die eerste week van Januarie 2013 word gebruik as die indeks basis van 100.



8. IMPORT PARITY PRICES – SUMMER GRAINS (b)(c)

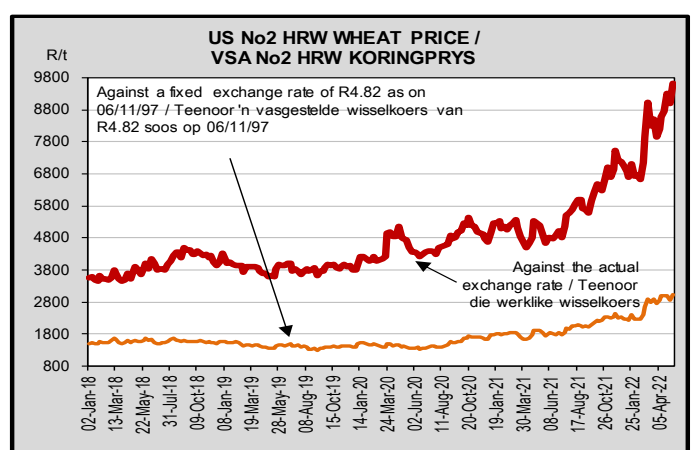
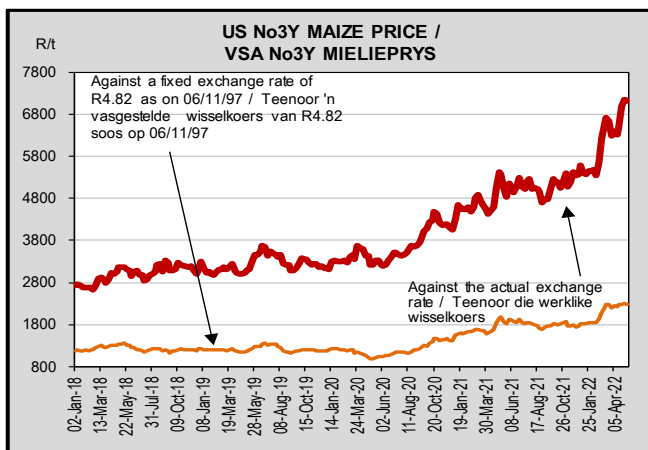
8. INVOERPARITEITPRYSE - SOMERGRANE (b)(c)

INVOERPARITEITPRYSE VAN SOMERGRANE (BTW UITGESLT) SOOS OP			2022/05/10			IMPORT PARITY PRICES OF SUMMER GRAINS (VAT EXCL) AS ON		
ITEM	Nota/ Note	Mielies/Maize	Mielies/Maize	Sorghum	Sorghum	Sorghum	ITEM	
		VSA/ USA Golf/Gulf (no.3Y)	Argentynse/ Argentine Up River	VSA/ USA Golf/Gulf	Argentynse/ Argentine Up River	Australiese/ Australian Brisbane		
		\$/t	\$/t	\$/t	\$/t	\$/t		
Internasionale VAB pryse	a	351.00	308.00	388.00	319.00	308.00	International FOB prices	
Vraggeld	b	74.00	57.00	74.00	57.00	59.00	Freight Rates	
Assuransie (0.3% van VAB)		1.05	0.92	1.16	0.96	0.92	Insurance (0.3% of FOB)	
1 KOSTE, ASSURANSIE EN VRAG (KAV) \$/T		426.05	365.92	463.16	376.96	367.92	1 COST, INSURANCE AND FREIGHT (CIF) \$/T	
<i>Omskakel na R/t</i>							<i>Converted to R/t</i>	
R/\$ Wisselkoers op: 2022/05/10	c	16.1257	16.1257	16.1257	16.1257	16.1257	R/\$ Exchange rate on: 2022/05/10	
2 KOSTE, ASSURANSIE EN VRAG (KAV) R/t		6 870.35	5 900.72	7 468.78	6 078.74	5 932.97	2 COST, INSURANCE AND FREIGHT (CIF) R/t	
Finansieringskoste	d	43.76	37.59	47.58	38.72	37.79	Financing cost	
3 KOSTE, ASSURANSIE, VRAG EN FINANSIERING R/t		6 914.11	5 938.31	7 516.36	6 117.46	5 970.76	3 COST, INSURANCE, FREIGHT AND FINANCING R/t	
Afvaakoste:	e, f						Discharging cost	
- Kaapstad		216.77	216.77	n/a	n/a	n/a	- Cape Town	
- Durban		204.95	204.95	204.95	204.95	204.95	- Durban	
Invoertarif	g	0.00	0.00	187.70	154.32	149.00	Import Tariff	
4 VRY OP SPOOR (VOS) R/t							4 FREE ON RAIL (FOR) R/t	
- Kaapstad		7 130.88	6 155.08	n/a	n/a	n/a	- Cape Town	
- Durban		7 119.06	6 143.26	7 704.06	6 271.78	6 119.76	- Durban	
Spoorvragkoste	h						Railage cost	
- Durban na Randfontein		263.25	263.25	263.25	263.25	263.25	- Durban to Randfontein	
5 GELEWER:							5 DELIVERED:	
- Durban na Randfontein R/ton		7 382.31	6 406.51	7 967.31	6 535.03	6 383.01	- Durban to Randfontein R/ton	

- Notas/Notes:
- a Bron van pryse en vraggeld : IGC GMI  
Source of prices and freight rates: IGC GMI
  - b Vraggeld: bereken vir vragte van +/- 20 000 - 30 000t. / Freight rates: calculated for freights of +/- 20 000 - 30 000t.
  - c Reserwebank / Reserve Bank
  - d Finansieringskoste: 30 000t @ KAV @ primakoers vir 30 dae. Bron/Source: SARB 7.75% 2022/03/25  
Financing cost: 30 000t @ CIF @ prime rate for 30 days.
  - e Afvaakoste / Discharging costs (R/ton):  
Bron / Source: Mainport Africa Shipping
  - f Ingesluit: Kaaigelde, hantering, kaaitoetsing, agente/dokumentasie, logistiek & opnames (inspeksie van skeepsvrag) /  
Included: Wharfage, handling, wharf supervision, agent/documentation, logistic & survey (inspection of shipload).  
Uitgesluit: Gesondheidsinspeksie-, skeepsagentskapfooi, strooktoetsingsfooi vir GMO, opbergingskoste asook BTW en invoerbelasting /  
Excluded: Health inspection fee, Ship agency fee, strip testing fees for GMO, storage costs as well as VAT and import duty.  
N.B: Slegs 'n aanduiding, aangesien koste van opname beding kan word / N.B: Indication only, as cost of survey can be negotiated.
  - g Invoertarif / Import Tariff:  
Mielies/Maize = Vry / Free  
Sorghum = 3% op VAB / on FOB
  - h Neem asb. kennis van die verandering in Spoornet se standaard spoorvrag op 1 April 2022, na R263.25.  
Please note the change in Spoornet's standard railage cost on 1 April 2022 to R263.25.

Termyn / Term	US\$/ton (VAB/FOB)	Vraggeld/Freight Rate:	US\$/ton
May 2022	351.00	US Golf / Gulf	74.00
May 2022	308.00	Argentinië / Argentina	57.00
May 2022	388.00	Australië/Australia (Fremantle)	59.00
May 2022	319.00		
May 2022	308.00		

	Mielies/Maize:	Sorghum
Kaapstad / Cape Town:	216.77	n/a
Durban:	204.95	204.95



9. IMPORT PARITY PRICES – WINTER CEREALS (b)(c)

9. INVOERPARITEITPRYSSE - WINTERGRANE (b)(c)

INVOERPARITEITPRYSSE VAN WINTERGRANE (BTW UITGESLT) SOOS OP		2022/05/10							IMPORT PARITY PRICES OF WINTER CEREALS (VAT EXCL) AS ON	
ITEM	Nota/ Note	Koring/Wheat	Koring/Wheat	Koring/Wheat	Koring/Wheat	Koring/Wheat	Koring/Wheat	Gars/Barley	ITEM	
		VSA/ USA Golf/Gulf	VSA/ USA PNW	Argentynse/ Argentine Up River	EU Duitsland/ Germany Hamburg B kwaliteit/ quality	Russies/ Russian Black Sea	Australian Adelaide	Australiaanse/ Australian Adelaide		
		HRW	DNS	Trigo Pan		12.50%	11.50%	Mout/Malting		
		\$/t	\$/t	\$/t	\$/t	\$/t	\$/t	\$/t		
Internasionale VAB pryse	a	506.00	504.00	456.00	433.00	395.00	391.00	375.00	International FOB prices	
Vraggeld	b	74.00	74.00	57.00	66.00	83.00	59.00	60.00	Freight Rates	
Assuransie (0.3% van VAB)		1.52	1.51	1.37	1.30	1.19	1.17	1.13	Insurance (0.3% of FOB)	
1 KOSTE, ASSURANSIE EN VRAG (KAV) \$/T		581.52	579.51	514.37	500.30	479.19	451.17	436.13	1 COST, INSURANCE AND FREIGHT (CIF) \$/T	
<i>Omskakel na R/t</i>									<i>Converted to R/t</i>	
R/\$ Wisselkoers op: 2022/05/10	c	16.1257	16.1257	16.1257	16.1257	16.1257	16.1257	16.1257	R/\$ Exchange rate on: 2022/05/10	
2 KOSTE, ASSURANSIE EN VRAG (KAV) R/t		9 377.42	9 345.00	8 294.58	8 067.69	7 727.27	7 275.43	7 032.90	2 COST, INSURANCE AND FREIGHT (CIF) R/t	
Finansieringskoste	d	59.73	59.53	52.84	51.39	49.22	46.34	44.80	Financing cost	
3 KOSTE, ASSURANSIE, VRAG EN FINANSIERING R/t		9 437.15	9 404.53	8 347.42	8 119.08	7 776.49	7 321.77	7 077.70	3 COST, INSURANCE, FREIGHT AND FINANCING R/t	
Aflaaikoste	e, f								Discharging cost	
3.1 Kaapstad (Hoofsaaklik kaaihykraan metode)		216.77	216.77	216.77	216.77	216.77	216.77	216.77	3.1 Cape Town (Mainly shore cranes method)	
3.2 Durban (Hoofsaaklik suig-in-silo metode)		204.95	204.95	204.95	204.95	204.95	204.95	204.95	3.2 Durban (Mainly suction into silo method)	
Invoertarief	g	0.00	0.00	0.00	0.00	0.00	0.00	0.00	Import Tariff	
4 VRY OP SPOOR (VOS) R/t									4 FREE ON RAIL (FOR) R/t	
4.1 Kaapstadhawe		9 653.92	9 621.30	8 564.19	8 335.85	7 993.26	7 538.54	7 294.47	4.1 Cape Town Harbour	
4.2 Durbanhawe		9 642.10	9 609.48	8 552.37	8 324.03	7 981.44	7 526.72	7 282.65	4.2 Durban Harbour	
Spoorvragkoste	h								Railage cost	
- Kaapstad na Paarl		113.77	113.77	113.77	113.77	113.77	113.77	n/a	- Cape Town to Paarl	
- Durban na Randfontein		263.25	263.25	263.25	263.25	263.25	263.25	263.25	- Durban to Randfontein	
<b>5 GELEWER:</b>									<b>5 DELIVERED:</b>	
- Kaapstad na Paarl R/ton		9 767.69	9 735.07	8 677.96	8 449.62	8 107.03	7 652.31	n/a	- Cape Town to Paarl R/ton	
- Durban na Randfontein R/ton		9 905.35	9 872.73	8 815.62	8 587.28	8 244.69	7 789.97	7 545.90	- Durban to Randfontein R/ton	

Notas/Notes:

2022/05/10

a Bron van pryse en vraggeld : IGC GMI  
Source of prices and freight rates: IGC GMI

Termyn / Term	VAB/FOB US\$/ton	Vraggeld / Freight Rate: US\$/ton	Gars/Barley = US\$ + 1	Gars/Barley = US\$ + 1
Mei/Mei 2022	506.00	VSA/USA (Golf / Gulf)	74.00	
Mei/Mei 2022	504.00	Argentinië / Argentina (Upriver)	57.00	
Mei/Mei 2022	456.00	EU (Rouen)	66.00	1.00
Mei/Mei 2022	433.00	Australië / Australia (Kwinana)	59.00	1.00
Mei/Mei 2022	395.00	Rusland/Russia (Novorossiysk)	83.00	
Mei/Mei 2022	391.00			
Mei/Mei 2022	375.00			

b Vraggeld: bereken vir vragte van +/- 20 000 - 30 000t. / Freight rates: calculated for freights of +/- 20 000 - 30 000t.

c Reserwebank / Reserve Bank

d Finansieringskoste: 30 000t @ KAV @ primakoers vir 30 dae. Bron/Source: SARB 7.75% 2022/03/25

Financing cost: 30 000t @ CIF @ prime rate for 30 days.

e Aflaaikoste / Discharging cost (R/ton):

	Koring/Wheat:	Gars/Barley:
Kaapstad /	216.77	216.77
Durban:	204.95	204.95

Bron / Source: Mainport Africa Shipping

f Ingesluit: Kaagelde, hantering, kaaitoesig, agente/dokumentasie, logistiek & opnames (inspeksie van skeepsvrag).

Included: Wharfage, handling, wharf supervision, agent/documentation, logistic & survey (inspection of shipload).

Uitgesluit: Gesondheidsinspeksie-, skeepagentskapfooi, strooktoetsingsfooi vir GMO, opbergingskoste asook BTW en invoerbelasting.

Excluded: Health inspection fee, Ship agency fee, strip testing fees for GMO, storage costs as well as VAT and import duty.

N.B: Slegs 'n aanduiding, aangesien koste van opname beding kan word / N.B: Indication only, as cost of survey can be negotiated.

g Invoertarief / Import Tariff:

Koring/Wheat = Vry/Free

Gars/Barley = Vry/Free

h Neem asb. kennis van verandering in Spoornet se standaard spoorvrag op 1 April 2022 soos volg:

Kaapstad na Paarl R113.77 en Durban na Randfontein R263.25.

Please note the change on 1 April 2022, in Spoornet's standard railage cost as follows:

Cape Town to Paarl R113.77 and Durban to Randfontein R263.25.

10. IMPORT PARITY PRICES – OIL SEEDS (b)(c)(f)(g)

10. INVOERPARITEITPRYSE - OLIESADE (b)(c)(f)(g)

INVOERPARITEITPRYSE VAN OLIESADE (BTW UITGESLT) SOOS OP											2022/05/10											IMPORT PARITY PRICES OF OIL SEEDS (VAT EXCL) AS ON										
ITEM	Nota/ Note	Sojabone/ Soybeans	Sojabone/ Soybeans	Sojabone/ Soybeans	Sonneblom/ Sunflower	Sonneblom/ Sunflower	Canola	Grondbone/ Groundnuts	Grondbone/ Groundnuts	ITEM																						
		VSA/ USA Golf/Gulf	Argentynse/ Argentine Up River	Brazilië/ Brazil Paranagua	EU Franse/ French Bordeaux	Swart See / Black Sea	Kanadese/ Canadian Vancouver	Argentynse/ Argentine Raw Runners 40/50	VSA/ USA Raw Runners 40/50																							
Internasionale VAB pryse	a	\$/t	\$/t	\$/t	\$/t	\$/t	\$/t	\$/t	\$/t	International FOB prices																						
Vraggeld	b	647.00	625.00	642.00	1073.00	830.00 *	930.00	1426.00 i	1376.00 i	Freight Rates																						
Assuransie (0.3% van VAB)		74.00	57.00	48.00	66.00	83.00	84.00	110.00	74.00	Insurance (0.3% of FOB)																						
1 KOSTE, ASSURANSIE EN VRAG (KAV) \$/T		1.94	1.88	1.93	3.22	2.49	2.79	4.28	4.13	1 COST, INSURANCE AND FREIGHT (CIF) \$/T																						
Omiskakel na R/t		722.94	683.88	691.93	1142.22	915.49	1016.79	1540.28	1454.13	Converted to R/t																						
R/\$ Wisselkoers op: 2022/05/10	c	16.1257	16.1257	16.1257	16.1257	16.1257	16.1257	16.1257	16.1257	R/\$ Exchange rate on: 2022/05/10																						
2 KOSTE, ASSURANSIE EN VRAG (KAV) R/t		R/t	R/t	R/t	R/t	R/t	R/t	R/t	R/t	2 COST, INSURANCE AND FREIGHT (CIF) R/t																						
Finansieringskoste	d	11657.91	11028.04	11157.86	18419.10	14762.92	16396.45	24838.09	23448.86	Financing cost																						
3 KOSTE, ASSURANSIE, VRAG EN FINANSIERING R/t		74.26	70.25	71.07	117.33	94.04	104.44	158.22	149.37	3 COST, INSURANCE, FREIGHT AND FINANCING R/t																						
Aflaaiikoste: Durban	e, f	11732.17	11098.29	11228.93	18536.43	14856.96	16500.89	24996.31	23598.23	Discharging cost: Durban																						
Invoertarif:	g	204.95	204.95	204.95	219.95	219.95	204.95	612.23	612.23	Import Tariff:																						
4 VRY OP SPOOR (VOS) R/t Durban		834.67	806.29	828.22	0.00	0.00	1499.69	2299.52	2218.90	4 FREE ON RAIL (FOR) R/t Durban																						
Spoorvragkoste	h	12771.79	12109.53	12262.10	18756.38	15076.91	18205.53	27908.06	26429.36	Railage cost																						
- Durban na Randfontein										- Durban to Randfontein																						
5 GELEWER:		263.25	263.25	263.25	263.25	263.25	263.25	-	-	5 DELIVERED:																						
- Durban na Randfontein R/ton		13035.04	12372.78	12525.35	19019.63	15340.16	18468.78	-	-	- Durban to Randfontein R/ton																						

Notas/Notes:

a Bron van pryse en vraggeld / Source of prices and freight rates : IGC (GMI), Geogalos Peanut World & Oilworld  
2022/05/10

Termyn / Term	US\$/ton (VAB/FOB)	Vraggeld/Freight Rate:	US\$/ton
Sojabone/Soybeans: VSA/USA (Golf/Gulf)	Mei/May 2022 647.00	US Golf / Gulf	74.00
Sojabone/Soybeans: Argentinië/Argentina (Up River)	Mei/May 2022 625.00	Argentinië / Argentina	57.00
Sojabone/Soybeans: Brazilië/Brazil (Paranagua)	Mei/May 2022 642.00	Brazilië/Brazil (Santos)	48.00
Sonneblom/Sunflower: EU Frankryk/France (Bordeaux)	Jul 2022 1073.00	EU (Rouen)	66.00
Sonneblom/Sunflower: Swart See/Black Sea	Mei/May 2022 830.00	Kanada/Canada (St Lawrence)	84.00
Canola: Kanada/Canada (Vancouver)	Mei/May 2022 930.00	Rusland / Russia (Novorossiysk)	83.00
Grondbone/Groundnuts: Argentinië/Argentina (Raw Runner 40/50)	Mei/May 2022 1426.00	Grondbone/Groundnuts (ARG)	110.00
Grondbone/Groundnuts: VSA/USA (Runners 40/50)	Mei/May 2022 1376.00		

b Vraggeld: bereken vir vragte van +/- 20 000 - 30 000t. / Freight rates: calculated for freights of +/- 20 000 - 30 000t

c Reserwebank / Reservebank

d Finansieringskoste: 30 000t @ KAV @ primakoers vir 30 dae. Bron/Source: SARB 7.75% 2022/03/25  
Financing cost: 30 000t @ CIF @ prime rate for 30 days.

e Aflaaiikoste / Discharging costs (R/ton):

	Sojabone/ Soybeans	Sonneblom/ Sunflower	Canola	Grondbone/ Groundnuts
Bron / Source: Mainport Africa Shipping	Durban: 204.95	219.95	204.95	612.23

f Aflaaiikoste / Discharging fees:  
Ingesluit: Kaaigeld, hantering, kaaitoetsing, agente/dokumentasie, logistiek & opnames (inspeksie van skeepsvrag) / Included: Wharfage, handling, wharf supervision, agent/documentation, logistic & survey (inspection of shipload).  
Uitgesluit: Gesondheidsinspeksie-, skeepagentskapfooi, strooktoetsingsfooi vir GMO, opbergingskoste asook BTW en invoerbelasting / Excluded: Health inspection fee, Ship agency fee, strip testing fees for GMO, storage costs as well as VAT and import duty.  
N.B: Slegs 'n aanduiding, aangesien koste van opname beding kan word / N.B: Indication only, as cost of survey can be negotiated.

g Invoertarif / Import Tariff:  
Sojabone/Soybeans = 8% op VAB / on FOB  
Sonneblom/Sunflower = Vry / Free  
Canola = 10% op VAB / on FOB  
Grondbone/Groundnuts = 10% op VAB / on FOB

h Neem asb. kennis van die verandering in Spoornet se standaard spoorvrag op 1 April 2022, na R263.25.  
Please note the change on 1 April 2022 in Spoornet's standard railage cost to R263.25.

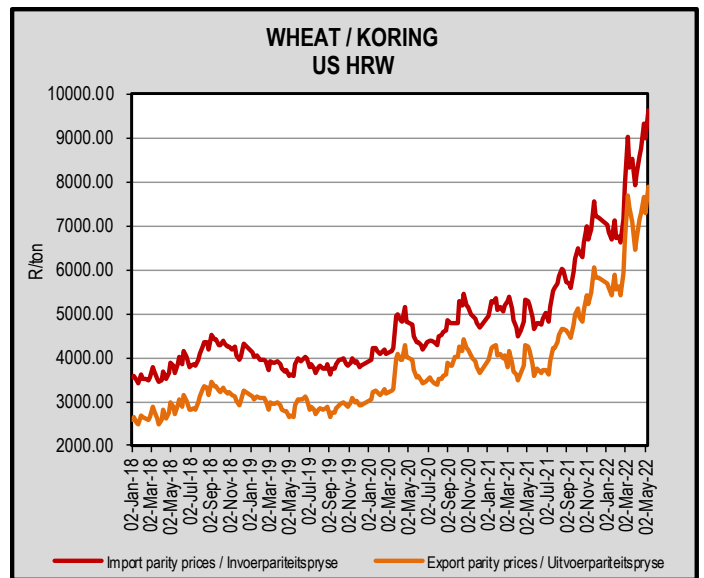
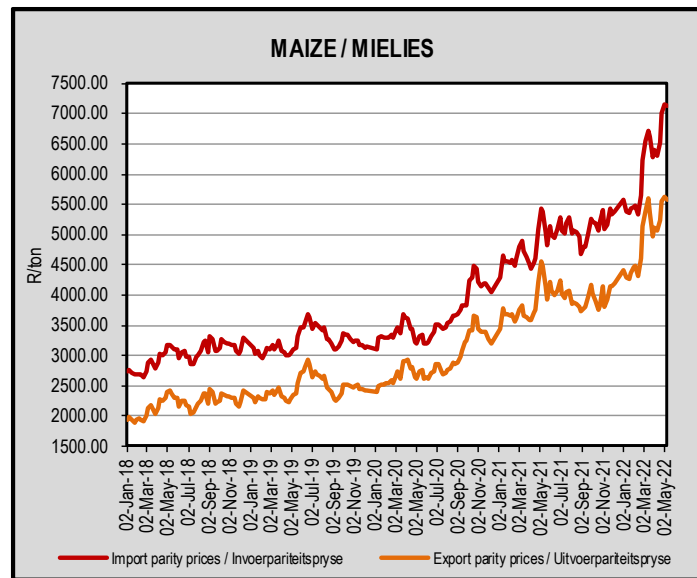
i Kwotasies is k.a.v. pryse. VAB pryse dus berekende pryse (kav minus vraggeld) / Quotes are c.i.f. prices. FOB prices are therefore calculated prices (cif minus freight rates).

\* Last price received for Sunflower seed fob Black Sea: 17 February 2022

11. EXPORT PARITY PRICES (b)(c)

11. UITVOERPARITEITPRYSE (b)(c)

INDICATIVE EXPORT PARITY PRICES AS ON	2022/05/10				AANDUIDENDE UITVOERPARITEITSPRYSE SOOS OP
	US No3Y Maize/ Mielies Gulf/Golf (b)	US HRW Wheat/Koring Gulf/Golf (b)	US DNS 14% Wheat/Koring PNW (b)	Argentine Raw Runner 40/50 Groundnuts/ Grondbone (f)	Hierdie is <b>slegs 'n voorbeeld</b> van hoe 'n uitvoerpariteitsprys bereken kan word - dit kan varieer volgens behoefte
	May/Mei 2022	May/Mei 2022	May/Mei 2022	May/Mei 2022	
This is <b>only an example</b> of how an export parity price can be calculated - it can vary according to need					
FOB Gulf value (\$/t)	351.00	506.00	504.00	1 426.00	VAB Golfwaarde (\$/t)
Difference in quality and locality of SA <sup>1</sup>					<sup>1</sup> Kwaliteits- en liggingsverskil van SA
Maize: Plus US\$10 (\$/t)	\$10.00				Mielies: Plus VSA\$10 (\$/t)
Groundnuts: Less 3,5% of fob value				96,5%	Grondbone: Min 3,5% van vab waarde
SA fob price (\$/t)	361.00	506.00	504.00	1 376.09	SA vab prys (\$/t)
Exchange rate (1\$=): (2022/05/10) <sup>2</sup>	16.1257	16.1257	16.1257	16.1257	<sup>2</sup> Wisselkoers (1\$=): (2022/05/10)
FOB Gulf value (R/t)	5 821.38	8 159.60	8 127.35	22 190.41	VAB Golfwaarde (R/t)
<b>Marketing costs:</b>					<b>Bemerkings koste:</b>
Financing (Prime rate 7.75% - 30 days) (R/t)	37.08	51.98	51.77	141.35	Finansieringskoste (Primakoers 7.50% - 30 dae) (R/t)
Railage: <sup>3</sup>					<sup>3</sup> Spoorvrage:
Randfontein – Durban harbour	263.25	263.25	263.25	-	Randfontein – Durbanhawe
Loading costs: (R/t) <sup>4</sup>					<sup>4</sup> Oplaai-koste: (R/t)
Durban Harbour (Mainly spout method)	211.35	214.95	214.95	580.08	Durbanhawe (Hoofsaaklik tregter metode)
<b>EXPORT REALISATION (R/t):</b>					<b>UITVOER REALISASIE (R/t):</b>
<b>Randfontein</b>	<b>5 309.70</b>	<b>7 629.42</b>	<b>7 597.38</b>	<b>21 468.98</b>	<b>Randfontein</b>
<i>Difference in quality and locality of SA</i>					<i>Kwaliteits- en liggingsverskil van SA</i>
<i>As from 14 June 2012, the discount/rebate will no longer be used to calculate the Reserve Bank</i>					<i>Vanaf 14 Junie 2012 sal die diskonto/premie nie meer gebruik word by die berekening Reserwebank</i>
<i>Railage costs:</i>					<i>Spoorvrage koste:</i>
<i>Loading costs, received from Mainport Africa Shipping:</i>					<i>Oplaai-koste, ontvang van Mainport Africa Shipping:</i>
<i>Included: Cargo dues, handling, wharf supervision, agency/documentation, logistics &amp;</i>					<i>Ingesluit: Kaai-gelde, hantering, kaaitoesig, agente/dokumentasie, logistiek &amp; opnames</i>



## 12. WEATHER

For local weather, please follow the link below:

<https://www.accuweather.com/en/za/south-africa-weather>

## 12. WEER

Vir plaaslike weer, volg asseblief die onderstaande skakel:

<https://www.accuweather.com/en/za/south-africa-weather>

### **Sources / Bronne:**

(a) = Safex; (b) = International Grains Council; (c) = SARB;

(d) = CBOT; (e) = KCBT; (f) = Oil World; (g) = Georgalos Peanut World.

\* Formula according to ITAC (International Trade Administration Commission of South Africa)/  
Formule volgens ITAC (International Trade Administration Commission of South Africa)

Bernard Schultz

General Manager / Hoofbestuurder

**Indemnity/Vrywaring:** Although everything has been done to ensure the accuracy of the information, neither SAGIS nor any of its directors or employees takes any responsibility for actions or losses that might occur as a result of the usage of this information. / Alhoewel alles gedoen is om te verseker dat die inligting korrek is, aanvaar nie SAGIS of enige van sy direkteure of werknemers verantwoordelikheid vir enige aksies of verliese as gevolg van die inligting wat gebruik is nie.