

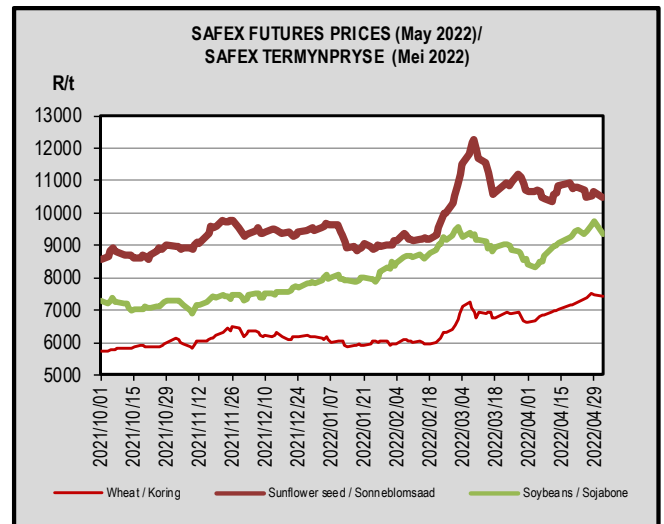
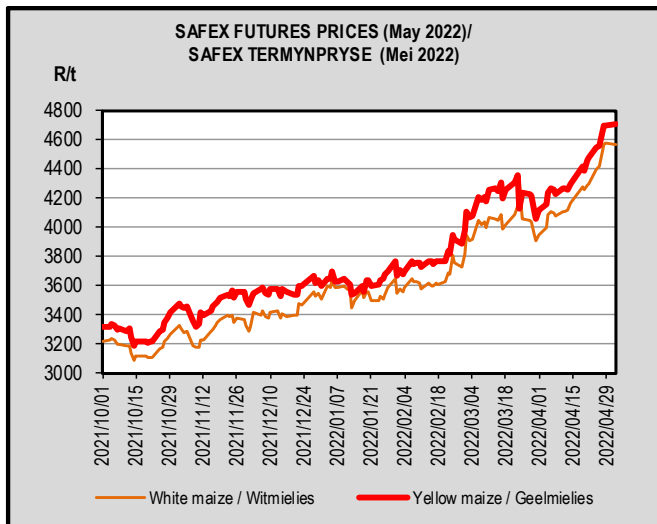
SAGIS WEEKLY BULLETIN / SAGIS WEEKLIKSE BULLETIN

1. PRODUCER DELIVERIES:	1. PRODUSENTELEWERINGS:
http://www.sagis.org.za/weekly_prod_deliveries.html	
2. IMPORTS, EXPORTS & MAIZE INTENTIONS:	2. INVOERE, UITVOERE & MIELIE INTENSIES:
http://www.sagis.org.za/weekly_imp-exp.html	

3. DOMESTIC PRICES PER SAFEX (R/t)(a)

3. PLAASLIKE PRYSE VOLGENS SAFEX (R/t)(a)

Commodity	Future Prices / Termynpryse (2022/05/03) R/ton					Kommoditeit
	May-22	Jul-22	Sep-22	Dec-22	Mar-23	
White maize	4 572.00	4 596.00	4 654.00	4 739.00	4 732.00	Witmielies
Yellow maize	4 708.00	4 736.00	4 785.00	4 862.00	4 827.00	Geelmielies
Wheat	7 440.00	7 425.00	7 340.00	6 891.00	n/a	Koring
Sunflower	10 470.00	10 650.00	10 827.00	10 980.00	n/a	Sonneblom
Soybeans	9 346.00	9 630.00	9 700.00	9 795.00	9 686.00	Sojabone



4. IMPORT TARIFF ON MAIZE & WHEAT (b)(c)

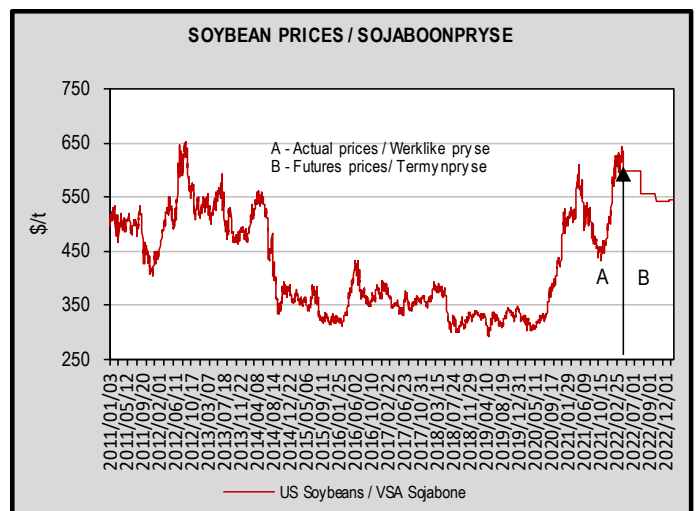
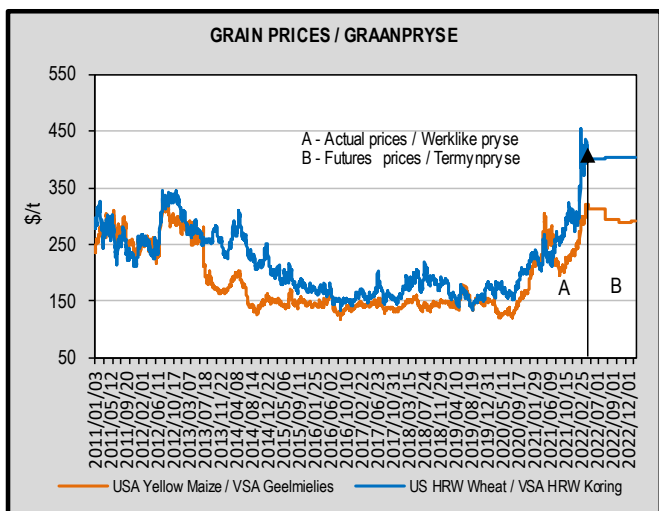
4. INVOERTARIEF OP MIELIES & KORING (b)(c)*

http://www.sagis.org.za/import_tariffs.html

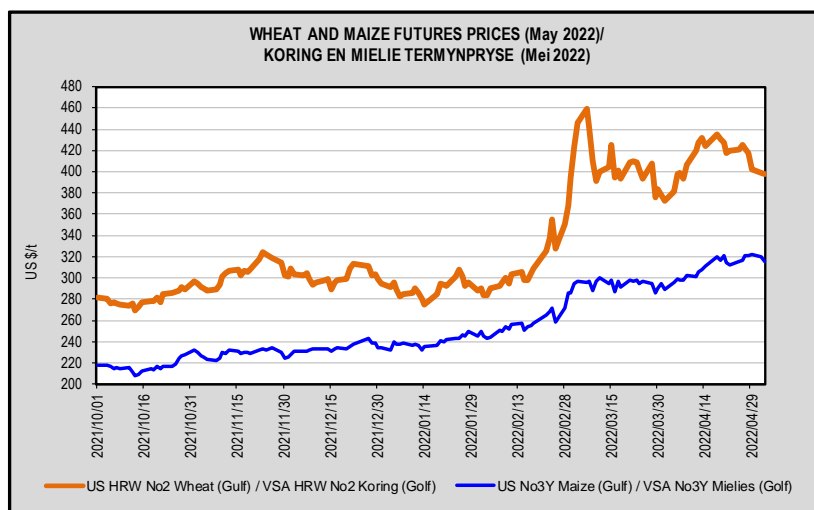
5. PRICES – INTERNATIONAL (US\$/t)

5. PRYSE - INTERNASIONAAL (VSA\$/t)

FOB (US\$/t)	Export Quotations/ Uitvoerkwotasie (b)(f)(g)				VAB (VSA\$/t)
	2022/05/03	2022/04/26	2022/04/19	2022/04/12	
US No 2 HRW Wheat (Gulf)	471.00	504.00	513.00	510.00	VSA No 2 HRW Koring (Golf)
US DNS Wheat 14% PNW	482.00	497.00	490.00	485.00	VSA DNS Koring 14% PNW
Argentine Wheat (Up River)	449.00	447.00	427.00	410.00	Argentynse Koring (Up River)
EU (France) Wheat (grade 1)	420.00	443.00	444.00	439.00	EU (Frankryk) Koring (graad 1)
EU (Germany) B Quality Wheat	422.00	444.00	460.00	467.00	EU (Duitsland) B Kwaliteit Koring
Russia Milling 12.5%	395.00	395.00	395.00	390.00	Swart See Maalkoring
US No 3Y Maize (Gulf)	357.00	358.00	362.00	355.00	VSA No3Y Mielies (Golf)
Argentine Maize (Up River)	314.00	317.00	323.00	311.00	Argentynse Mielies (Up River)
US Sorghum (Gulf)	394.00	395.00	395.00	394.00	VSA Sorghum (Golf)
Argentine Sorghum (Up River)	295.00	287.00	287.00	287.00	Argentynse Sorghum (Up River)
US Soybeans (Gulf)	658.00	674.00	680.00	669.00	VSA Sojabone (Gulf)
Argentine Soybeans (Up River)	639.00	652.00	662.00	653.00	Argentynse Sojabone (Up River)
Canadian Canola	968.00	971.00	989.00	982.00	Kanadese Canola
Argentine Groundnuts Runners 40/50	1 402.00	1 380.00	1 347.00	1 349.00	Argentynse Grondbone 40/50 Runners
US Groundnuts Runners 40/50 shelled	1 377.00	1 380.00	1 387.00	1 389.00	VSA Grondbone 40/50 Runners uitgedop
Australian Malting Barley (Commander Malt)	370.00	369.00	362.00	363.00	Australiese Moutgars (Commander Mout)



Futures prices (US\$/t) / Termynpryse (VSA\$/t) (d)(e) (2022/05/03)							
Commodity	May-22	Jul-22	Sep-22	Dec-22	Mar-23	May-23	Kommoditeit
US No3 Yellow maize	315.18	312.19	295.26	289.44	291.01	291.48	VSA No3 Geelmielies
US No2 HRW wheat	397.42	401.46	402.93	404.69	404.18	401.09	VSA No2 HRW koring
US Soybeans	609.58	599.07	556.08	n/a	539.76	539.76	VSA Sojabone



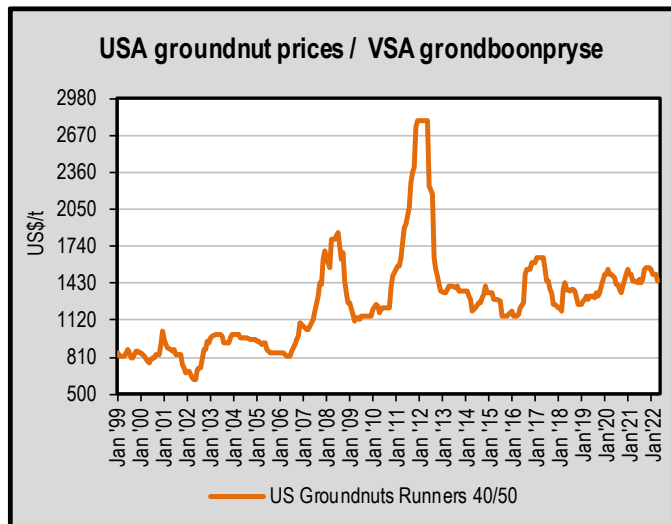
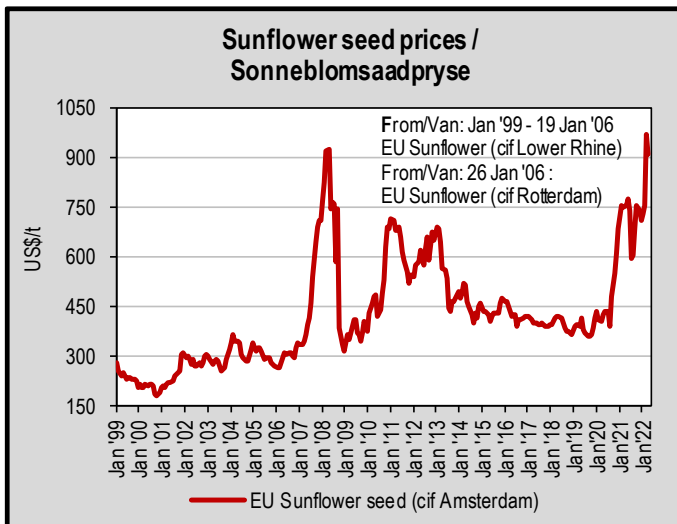
6. LOWEST REPRESENTATIVE ASKING PRICES
(US\$/t)(f)(g)(Prices of previous week)

6. LAAGSTE VERTEENWOORDIGENDE PRYSE GEVRA
(Pryse van vorige week)(VSA\$/t)(f)(g)

US\$/t	2022/04/28	2022/04/21	Change/ Verandering	VSA\$/t
Soybeans, USA, c.i.f. Rotterdam	740	746	-0.8	Sojabone, VSA, k.a.v. Rotterdam
Groundnuts, USA Runners 40/50*	1 450	1 450	0.0	Grondbone, VSA Runners 40/50*
Groundnuts, Argentine Runners 40/50*	1 475	1 450	1.7	Grondbone, Argentynse Runners 40/50*
Sunflower seed, EU c.i.f. Amsterdam	910	900	1.1	Sonneblomsaad, EU k.a.v. Amsterdam
Sunflower seed, fob Black Sea	830	830	0.0	Sonneblomsaad, Swart See
Sunflower-oil, EU (fob) N.W. Europe	2 160	2 080	3.8	Sonneblom-olie, EU (vab) N.W. Eur.
Rapeseed, Europe, 00, c.i.f. Hamburg	1 093	1 155	-5.4	Raapsaad, Europa, 00, k.a.v. Hamburg

* Shelled, c.i.f. Rotterdam

* Uitgedop k a v Rotterdam



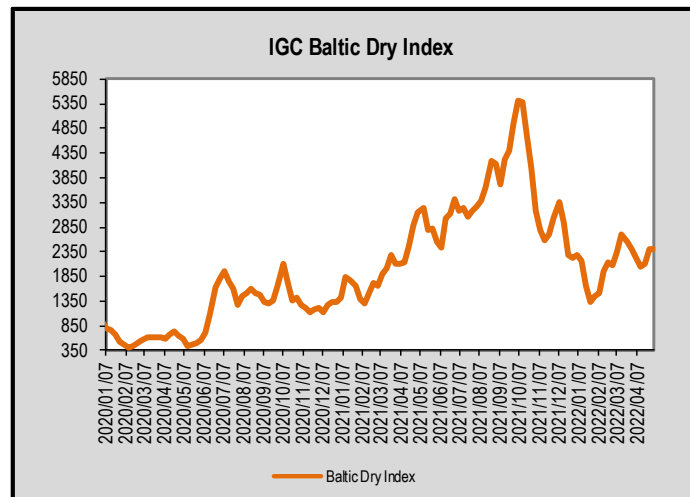
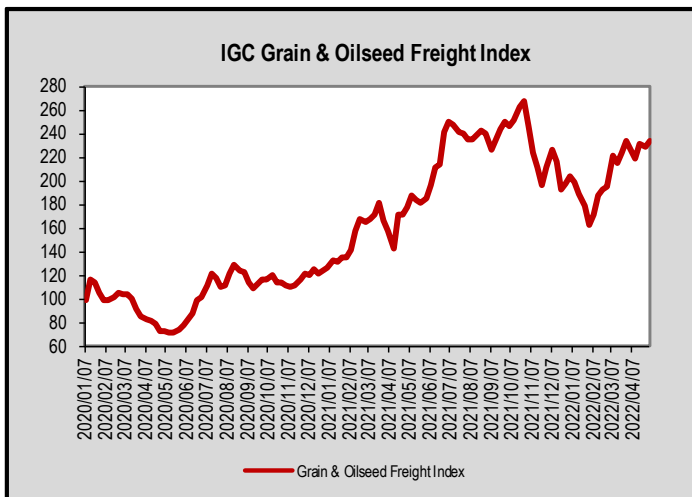
7. IGC FREIGHT INDICES (b) *

7. IGC VRAG INDEKSE (b)*

IGC FREIGHT INDICES / IGC VRAG INDEKSE							
	2022/03/29	2022/04/05	2022/04/12	2022/04/19	2022/04/26	2022/05/03	
Baltic Dry Index	2 417	2 213	2 035	2 115	2 404	2 412	Baltiese Droë Indeks
Grain & Oilseeds Freight Index*	234	226	219	232	229	234	Graan & Oliesade Vrag Indeks*

* IGC's Grain & Oilseeds Freight Index (GOFI) - covers 68 routes. The first week of January 2013 is taken as the index base of 100.

* IGC se Graan & Oliesade Vrag Indeks (GOVI) - verteenwoordig 68 roetes. Die eerste week van Januarie 2013 word gebruik as die indeks basis van 100.



8. IMPORT PARITY PRICES – SUMMER GRAINS (b)(c)

8. INVOERPARITEITPRYSE - SOMERGRANE (b)(c)

INVOERPARITEITPRYSE VAN SOMERGRANE (BTW UITGESLT) SOOS OP			2022/05/03		IMPORT PARITY PRICES OF SUMMER GRAINS (VAT EXCL) AS ON		
ITEM	Nota/ Note	Mielies/Maize	Mielies/Maize	Sorghum	Sorghum	Sorghum	ITEM
		VSA/ USA Golf/Gulf (no.3Y) \$/t	Argentynse/ Argentine Up River \$/t	VSA/ USA Golf/Gulf \$/t	Argentynse/ Argentine Up River \$/t	Australiese/ Australian Brisbane \$/t	
Internasionale VAB pryse	a	357.00	314.00	394.00	295.00	313.00	International FOB prices
Vraggeld	b	73.00	56.00	73.00	56.00	57.00	Freight Rates
Assuransie (0.3% van VAB)		1.07	0.94	1.18	0.89	0.94	Insurance (0.3% of FOB)
1 KOSTE, ASSURANSIE EN VRAG (KAV) \$/T		431.07	370.94	468.18	351.89	370.94	1 COST, INSURANCE AND FREIGHT (CIF) \$/T
<i>Omskakel na R/t</i>							<i>Converted to R/t</i>
R/\$ Wisselkoers op: 2022/05/03	c	16.0312	16.0312	16.0312	16.0312	16.0312	R/\$ Exchange rate on: 2022/05/03
2 KOSTE, ASSURANSIE EN VRAG (KAV) R/t		R/t 6 910.57	R/t 5 946.61	R/t 7 505.49	R/t 5 641.22	R/t 5 946.61	2 COST, INSURANCE AND FREIGHT (CIF) R/t
Finansieringskoste	d	44.02	37.88	47.81	35.93	37.88	Financing cost
3 KOSTE, ASSURANSIE, VRAG EN FINANSIERING R/t		6 954.59	5 984.49	7 553.30	5 677.15	5 984.49	3 COST, INSURANCE, FREIGHT AND FINANCING R/t
Aflaaiikoste:	e, f						Discharging cost
- Kaapstad		216.77	216.77	n/a	n/a	n/a	- Cape Town
- Durban		204.95	204.95	204.95	204.95	204.95	- Durban
Invoertarif	g	0.00	0.00	189.49	141.88	150.53	Import Tariff
4 VRY OP SPOOR (VOS) R/t							4 FREE ON RAIL (FOR) R/t
- Kaapstad		7 171.36	6 201.26	n/a	n/a	n/a	- Cape Town
- Durban		7 159.54	6 189.44	7 742.79	5 819.03	6 135.02	- Durban
Spoorvragkoste	h						Railage cost
- Durban na Randfontein		239.70	239.70	239.70	239.70	239.70	- Durban to Randfontein
5 GELEWER:							5 DELIVERED:
- Durban na Randfontein R/ton		7 399.24	6 429.14	7 982.49	6 058.73	6 374.72	- Durban to Randfontein R/ton

Notas/Notes:

a Bron van pryse en vraggeld : IGC GMI
Source of prices and freight rates: IGC GMI

2022/05/03

Termyn / Term	US\$/ton (VAB/FOB)	Vraggeld/Freight Rate:	US\$/ton
May 2022	357.00	US Golf / Gulf	73.00
May 2022	314.00	Argentinië / Argentina	56.00
May 2022	394.00	Australië/Australia (Fremantle)	57.00
May 2022	295.00		
May 2022	313.00		

b Vraggeld: bereken vir vrage van +/- 20 000 - 30 000t / Freight rates: calculated for freights of +/- 20 000 - 30 000t

c Reserwebank / Reserve Bank

d Finansieringskoste: 30 000t @ KAV @ primakoers vir 30 dae. Bron/Source: SARB 7.75% 2022/03/25
Financing cost: 30 000t @ CIF @ prime rate for 30 days.

e Aflaaiikoste / Discharging costs (R/ton):

	Mielies/Maize:	Sorghum
Kaapstad / Cape Town:	216.77	n/a
Durban:	204.95	204.95

Bron / Source: Mainport Africa Shipping

f Ingesluit: Kaagelde, hantering, kaaitesing, agente/dokumentasie, logistiek & opnames (inspeksie van skeepsvrage) / Included: Wharfage, handling, wharf supervision, agent/documentation, logistic & survey (inspection of shipload).

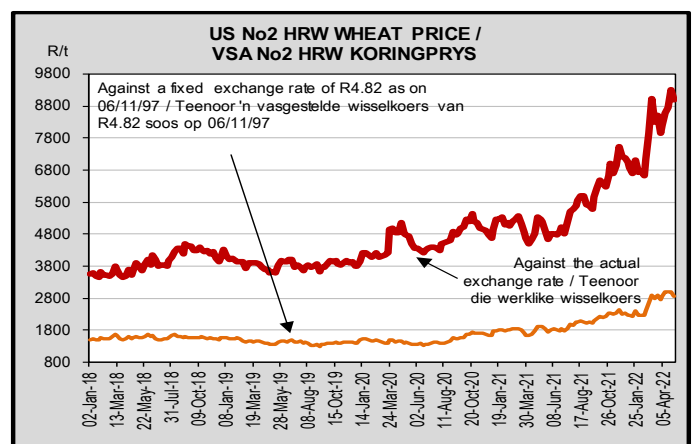
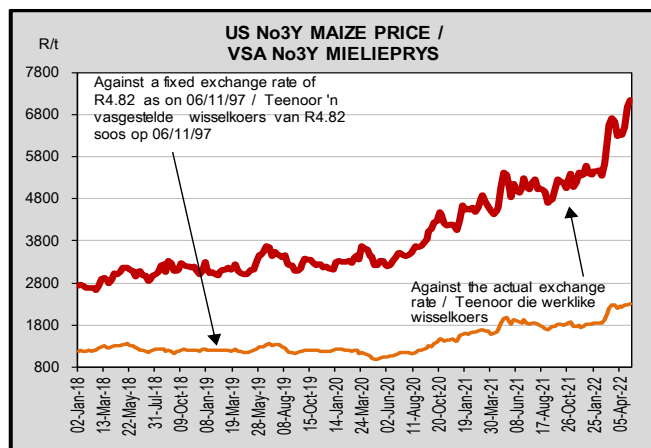
Uitgesluit: Gesondheidsinspeksie-, skeepsagentskapfooi, strooktoetsingsfooi vir GMO, opbergingskoste asook BTW en invoerbelasting / Excluded: Health inspection fee, Ship agency fee, strip testing fees for GMO, storage costs as well as VAT and import duty.

N.B: Slegs 'n aanduiding, aangesien koste van opname beding kan word / N.B: Indication only, as cost of survey can be negotiated.

g Invoertarif / Import Tariff:

Mielies/Maize = Vry / Free
Sorghum = 3% op VAB / on FOB

h Neem asb. kennis van die verandering in Spoorwet se standaard spoorvrag op 1 April 2021, na R239.70. Geldig tot 30 Sep 2021, daarna 4.1% styging tot 31 Mrt 2022. Please note the change in Spoorwet's standard railage cost on 1 April 2021 to R239.70. Valid until 30 Sep 2021, thereafter 4.1% increase until 31 Mar 2022.



9. IMPORT PARITY PRICES – WINTER CEREALS (b)(c)

9. INVOERPARITEITPRYSSE - WINTERGRANE (b)(c)

INVOERPARITEITPRYSSE VAN WINTERGRANE (BTW UITGESLT) SOOS OP		2022/05/03				IMPORT PARITY PRICES OF WINTER CEREALS (VAT EXCL) AS ON			
ITEM	Nota/ Note	Koring/Wheat	Koring/Wheat	Koring/Wheat	Koring/Wheat	Koring/Wheat	Gars/Barley	ITEM	
		VSA/ USA Golf/Gulf	VSA/ USA PNW	Argentynse/ Argentine Up River	EU Duitsland/ Germany Hamburg B kwaliteit/ quality	Russies/ Russian Black Sea	Australiese/ Australian Adelaide		
		HRW	DNS	Trigo Pan		12.50%	Mout/Malting		
		\$/t	\$/t	\$/t	\$/t	\$/t	\$/t		
Internasionale VAB pryse	a	471.00	482.00	449.00	422.00	395.00	370.00	International FOB prices	
Vraggeld	b	73.00	73.00	56.00	66.00	82.00	58.00	Freight Rates	
Assuransie (0.3% van VAB)		1.41	1.45	1.35	1.27	1.19	1.11	Insurance (0.3% of FOB)	
1 KOSTE, ASSURANSIE EN VRAG (KAV) \$/T		545.41	556.45	506.35	489.27	478.19	429.11	1 COST, INSURANCE AND FREIGHT (CIF) \$/T	
<i>Omskakel na R/t</i>								<i>Converted to R/t</i>	
R/\$ Wisselkoers op: 2022/05/03	c	16.0312	16.0312	16.0312	16.0312	16.0312	16.0312	R/\$ Exchange rate on: 2022/05/03	
2 KOSTE, ASSURANSIE EN VRAG (KAV) R/t		8 743.58	8 920.56	8 117.40	7 843.59	7 665.96	6 879.15	2 COST, INSURANCE AND FREIGHT (CIF) R/t	
Finansieringskoste	d	55.70	56.82	51.71	49.96	48.83	43.82	Financing cost	
3 KOSTE, ASSURANSIE, VRAG EN FINANSIERING R/t		8 799.28	8 977.38	8 169.11	7 893.55	7 714.79	6 922.97	3 COST, INSURANCE, FREIGHT AND FINANCING R/t	
Aflaaiikoste	e, f							Discharging cost	
3.1 Kaapstad (Hoofsaaklik kaaihyskraan metode)		216.77	216.77	216.77	216.77	216.77	216.77	3.1 Cape Town (Mainly shore cranes method)	
3.2 Durban (Hoofsaaklik suig-in-silo metode)		204.95	204.95	204.95	204.95	204.95	204.95	3.2 Durban (Mainly suction into silo method)	
Invoertarif	g	0.00	0.00	0.00	0.00	0.00	0.00	Import Tariff	
4 VRY OP SPOOR (VOS) R/t								4 FREE ON RAIL (FOR) R/t	
4.1 Kaapstadhawe		9 016.05	9 194.15	8 385.88	8 110.32	7 931.56	7 139.74	4.1 Cape Town Harbour	
4.2 Durbanhawe		9 004.23	9 182.33	8 374.06	8 098.50	7 919.74	7 127.92	4.2 Durban Harbour	
Spoorvragkoste	h							Railage cost	
- Kaapstad na Paarl		96.81	96.81	96.81	96.81	96.81	n/a	- Cape Town to Paarl	
- Durban na Randfontein		239.70	239.70	239.70	239.70	239.70	239.70	- Durban to Randfontein	
5 GELEWER:								5 DELIVERED:	
- Kaapstad na Paarl R/ton		9 112.86	9 290.96	8 482.69	8 207.13	8 028.37	n/a	- Cape Town to Paarl R/ton	
- Durban na Randfontein R/ton		9 243.93	9 422.03	8 613.76	8 338.20	8 159.44	7 367.62	- Durban to Randfontein R/ton	

Notas/Notes:

2022/05/03

a Bron van pryse en vraggeld : IGC GMI
Source of prices and freight rates: IGC GMI

Termyn / Term	VAB/FOB		Vraggeld / Freight Rate:	Gars/Barley =
	US\$/ton	US\$/ton		
Mei/Mei 2022	471.00	VSA/USA (Golf / Gulf)	73.00	
Mei/Mei 2022	482.00	Argentinië / Argentina (Upriver)	56.00	
Mei/Mei 2022	449.00	EU (Rouen)	66.00	67.00
Mei/Mei 2022	422.00	Australië / Australia (Kwinana)	57.00	58.00
Mei/Mei 2022	395.00	Rusland/Russia (Novorossiysk)	82.00	
Mei/Mei 2022	370.00			

b Vraggeld: bereken vir vragte van +/- 20 000 - 30 000t / Freight rates: calculated for freights of +/- 20 000 - 30 000t.

c Reserwebank / Reserve Bank

d Finansieringskoste: 30 000t @ KAV @ primakoers vir 30 dae Bron/Source: SARB 7.75% 2022/03/25

Financing cost 30 000t @ CIF @ prime rate for 30 days.

e Aflaaiikoste / Discharging cost (R/ton):

	Koring/Wheat:	Gars/Barley:
Kaapstad /	216.77	216.77
Durban:	204.95	204.95

Bron / Source: Mainport Africa Shipping

f Ingesluit: Kaaigelde, hantering, kaaitoesig, agente/dokumentasie, logistiek & opnames (inspeksie van skeepsvrag).

Included: Wharfage, handling, wharf supervision, agent/documentation, logistic & survey (inspection of shipload).

Uitgesluit: Gesondheidsinspeksie-, skeepagentskapfooi, strooktoetsingsfooi vir GMO, opbergingskoste asook BTW en invoerbelasting.

Excluded: Health inspection fee, Ship agency fee, strip testing fees for GMO, storage costs as well as VAT and import duty.

N.B: Slegs 'n aanduiding, aangesien koste van opname beding kan word / N.B: Indication only, as cost of survey can be negotiated.

g Invoertarif / Import Tariff:

Koring/Wheat = Vry/Free

Gars/Barley = Vry/Free

h Neem asb. kennis van verandering in Spoorwet se standaard spoorvrag op 1 April 2021 soos volg:

Kaapstad na Paarl R96.81 en Durban na Randfontein R239.70. Geldig tot 30 Sep 2021, daarna 4.1% styging tot 31 Mrt 2022.

Please note the change on 1 April 2021, in Spoorwet's standard railage cost as follows:

Cape Town to Paarl R96.81 and Durban to Randfontein R239.70. Valid until 30 Sep 2021, thereafter 4.1% increase until 31 Mar 2022.

10. IMPORT PARITY PRICES – OIL SEEDS (b)(c)(f)(g)

10. INVOERPARITEITPRYSE - OLIESADE (b)(c)(f)(g)

INVOERPARITEITPRYSE VAN OLIESADE (BTW UITGESLT) SOOS OP										2022/05/03	IMPORT PARITY PRICES OF OIL SEEDS (VAT EXCL) AS ON
ITEM	Nota/ Note	Sojabone/ Soybeans	Sojabone/ Soybeans	Sojabone/ Soybeans	Sonneblom/ Sunflower	Sonneblom/ Sunflower	Canola	Grondbone/ Groundnuts	Grondbone/ Groundnuts	ITEM	
		VSA/ USA	Argentynse/ Argentine	Brazilië/ Brazil	EU	Swart See / Black Sea	Kanadese/ Canadian	Argentynse/ Argentine	VSA/ USA		
		Golf/Gulf	Up River	Paranagua	France/ French	Bordeaux	Vancouver	Raw Runners 40/50	Raw Runners 40/50		
		\$/t	\$/t	\$/t	\$/t	\$/t	\$/t	\$/t	\$/t		
Internasionale VAB pryse	a	658.00	639.00	653.00	1041.00	830.00 *	968.00	1402.00	1377.00	International FOB prices	
Vraggeld	b	73.00	56.00	47.00	66.00	82.00	83.00	110.00	73.00	Freight Rates	
Assuransie (0.3% van VAB)		1.97	1.92	1.96	3.12	2.49	2.90	4.21	4.13	Insurance (0.3% of FOB)	
1 KOSTE, ASSURANSIE EN VRAG (KAV) \$/t		732.97	696.92	701.96	1110.12	914.49	1053.90	1516.21	1454.13	1 COST, INSURANCE AND FREIGHT (CIF) \$/t	
Omskakeel na R/t										Converted to R/t	
R/\$ Wisselkoers op: 2022/05/03										R/\$ Exchange rate on: 2022/05/03	
2 KOSTE, ASSURANSIE EN VRAG (KAV) R/t		16.0312	16.0312	16.0312	16.0312	16.0312	16.0312	16.0312	16.0312	2 COST, INSURANCE AND FREIGHT (CIF) R/t	
Finansieringskoste		R/t	R/t	R/t	R/t	R/t	R/t	R/t	R/t		
3 KOSTE, ASSURANSIE, VRAG EN FINANSIERING R/t		11750.39	11172.46	11253.26	17796.56	14660.37	16895.28	24306.67	23311.45	3 COST, INSURANCE, FREIGHT AND FINANCING R/t	
		74.85	71.17	71.68	113.36	93.38	107.62	154.83	148.49	Financing cost	
		11825.24	11243.63	11324.94	17909.92	14753.75	17002.90	24461.50	23459.94	3 COST, INSURANCE, FREIGHT AND FINANCING R/t	
Aflaaiikoste: Durban	e, f	204.95	204.95	204.95	219.95	219.95	204.95	612.23	612.23	Discharging cost: Durban	
Invoertarif:	g	843.88	819.51	837.47	0.00	0.00	1551.82	2247.57	2207.50	Import Tariff:	
4 VRY OP SPOOR (VOS) R/t: Durban		12874.07	12268.09	12367.36	18129.87	14973.70	18759.67	27321.30	26279.67	4 FREE ON RAIL (FOR) R/t Durban	
Spoorvragkoste	h									Railage cost	
- Durban na Randfontein		239.70	239.70	239.70	239.70	239.70	239.70	-	-	- Durban to Randfontein	
5 GELEWER:										5 DELIVERED:	
- Durban na Randfontein R/ton		13113.77	12507.79	12607.06	18369.57	15213.40	18999.37	-	-	- Durban to Randfontein R/ton	

Notas/Notes:

a Bron van pryse en vraggeld / Source of prices and freight rates : IGC (GMI), Geogalos Peanut World & Oilworld
2022/05/03

Termyn / Term	US\$/ton (VAB/FOB)	Vraggeld/Freight Rate:	US\$/ton	
Sojabone/Soybeans: VSA/USA (Golf/Gulf)	Mei/May 2022	658.00	US Golf / Gulf	73.00
Sojabone/Soybeans: Argentinië/Argentina (Up River)	Mei/May 2022	639.00	Argentinië / Argentina	56.00
Sojabone/Soybeans: Brazilië/Brazil (Paranagua)	Mei/May 2022	653.00	Brazilië/Brazil (Santos)	47.00
Sonneblom/Sunflower: EU Frankryk/France (Bordeaux)	Jul 2022	1041.00	EU (Rouen)	66.00
Sonneblom/Sunflower: Swart See/Black Sea	Mei/May 2022	830.00	Kanada/Canada (St Lawrence)	83.00
Canola: Kanada/Canada (Vancouver)	Mei/May 2022	968.00	Rusland / Russia (Novorossiysk)	82.00
Grondbone/Groundnuts: Argentinië/Argentina (Raw Runner 40/50)	Mei/May 2022	1402.00	Grondbone/Groundnuts (ARG)	110.00
Grondbone/Groundnuts: VSA/USA (Runners 40/50)	Mei/May 2022	1377.00		

b Vraggeld: bereken vir vragte van +/- 20 000 - 30 000t. / Freight rates: calculated for freights of +/- 20 000 - 30 000t.

c Reserwebank / Reservebank

d Finansieringskoste: 30 000t @ KAV @ primakoers vir 30 dae. Bron/Source: SARB 7.75% 2022/03/25
Financing cost: 30 000t @ CIF @ prime rate for 30 days.

e Aflaaiikoste / Discharging costs (R/ton):

Bron / Source:	Sojabone/ Soybeans	Sonneblom/ Sunflower	Canola	Grondbone/ Groundnuts
Mainport Africa Shipping	204.95	219.95	204.95	612.23

f Aflaaiikoste / Discharging fees:
Ingesluit: Kaaigelde, hantering, kaaibesig, agente/dokumentasie, logistiek & opnames (inspeksie van skeepsvrag) /
Included: Wharfage, handling, wharf supervision, agent/documentation, logistic & survey (inspection of shipload).
Uitgesluit: Gesondheidsinspeksie-, skeepagentskapfooi, strooktoetsingsfooi vir GMO, opbergingskoste asook BTW en invoerbelasting /
Excluded: Health inspection fee, Ship agency fee, strip testing fees for GMO, storage costs as well as VAT and import duty.
N.B: Slegs 'n aanduiding, aangesien koste van opname beding kan word / N.B: Indication only, as cost of survey can be negotiated.

g Invoertarif / Import Tariff:
Sojabone/Soybeans = 8% op VAB / on FOB
Sonneblom/Sunflower = Vry / Free
Canola = 10% op VAB / on FOB
Grondbone/Groundnuts = 10% op VAB / on FOB

h Neem asb. kennis van die verandering in Spoorwet se standaard spoorvrag op 1 April 2021, na R239.70. Geldig tot 30 Sep 2021, daarna 4.1% styging tot 31 Mrt 2022.
Please note the change on 1 April 2021 in Spoorwet's standard railage cost to R239.70. Valid until 30 Sep 2021, thereafter a 4.1% increase until 31 Mar 2022.

i Kwotasies is k.a.v. pryse. VAB pryse dus berekende pryse (kav minus vraggeld) / Quotes are c.i.f. prices. FOB prices are therefore calculated prices (cif minus freight rates).

* Last price received for Sunflower seed fob Black Sea: 17 February 2022

11. EXPORT PARITY PRICES (b)(c)

11. UITVOERPARITEITPRYSE (b)(c)

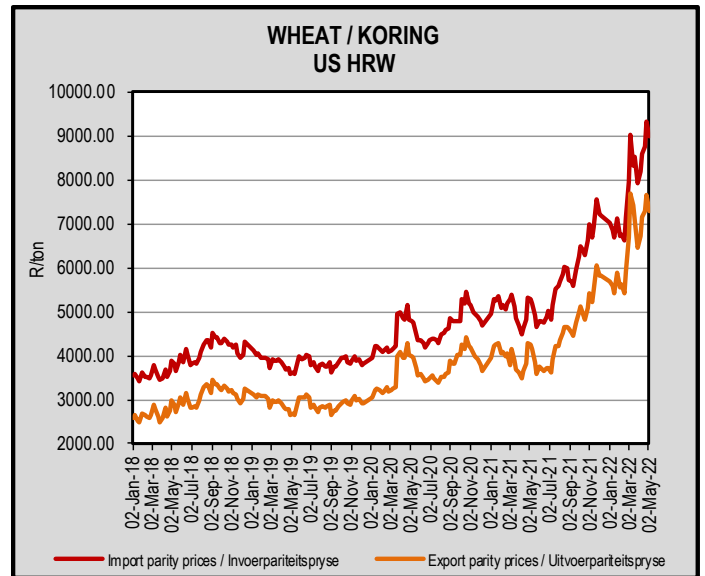
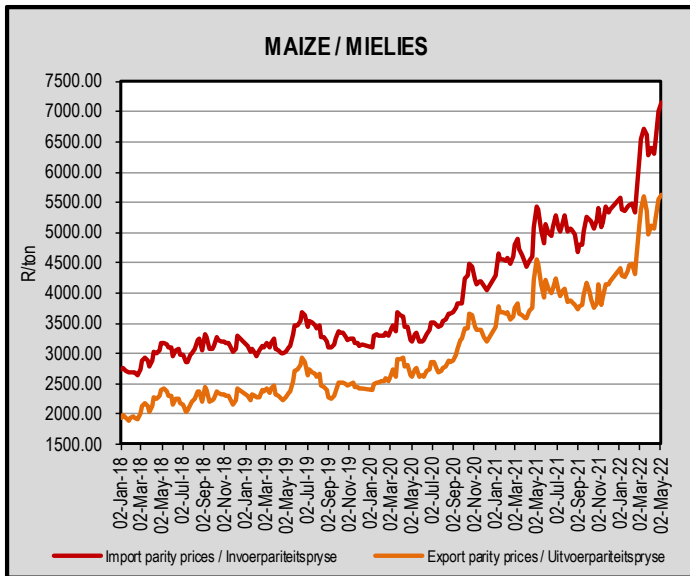
INDICATIVE EXPORT PARITY PRICES AS ON

2022/05/03

AANDUIDENDE UITVOERPARITEITSPRYSE SOOS OP

	US No3Y Maize/ Mielies Gulf/Golf (b) May/Mei 2022	US HRW Wheat/Koring Gulf/Golf (b) May/Mei 2022	US DNS 14% Wheat/Koring PNW (b) May/Mei 2022	Argentine Raw Runner 40/50 Groundnuts/ Grondbone (f) May/Mei 2022	Hierdie is slegs 'n voorbeeld van hoe 'n uitvoerpariteitsprys bereken kan word - dit kan varieer volgens behoefte
FOB Gulf value (\$/t)	357.00	471.00	482.00	1 402.00	VAB Golfwaarde (\$/t)
Difference in quality and locality of SA ¹ Maize: Plus US\$10 (\$/t) Groundnuts: Less 3,5% of fob value	\$10.00			96,5%	¹ Kwaliteits- en liggingsverskil van SA Mielies: Plus VSAS\$10 (\$/t) Grondbone: Min 3,5% van vab waarde
SA fob price (\$/t)	367.00	471.00	482.00	1 352.93	SA vab prys (\$/t)
Exchange rate (1\$=): (2022/05/03) ² FOB Gulf value (R/t)	16.0312 5 883.45	16.0312 7 550.70	16.0312 7 727.04	16.0312 21 689.09	² Wisselkoers (1\$=): (2022/05/03) VAB Golfwaarde (R/t)
Marketing costs:					Bemarkings koste:
Financing (Prime rate 7.75% - 30 days) (R/t)	37.48	48.10	49.22	138.16	Finansieringskoste (Primakoers 7.50% - 30 dae) (R/t)
Railage: ³ Randfontein – Durban harbour	239.70	239.70	239.70	-	³ Spoorvrage: Randfontein – Durbanhawe
Loading costs: (R/t) ⁴ Durban Harbour (Mainly spout method)	211.35	214.95	214.95	580.08	⁴ Oplaaikoste: (R/t) Durbanhawe (Hoofsaaklik regter metode)
EXPORT REALISASIE (R/t): Randfontein	5 394.92	7 047.95	7 223.17	20 970.85	UITVOER REALISASIE (R/t): Randfontein

Difference in quality and locality of SA ¹ Kwaliteits- en liggingsverskil van SA
 As from 14 June 2012, the discount/rebate will no longer be used to calculate the Reserve Bank ² Vanaf 14 Junie 2012 sal die diskonto/premie nie meer gebruik word by die berekening
 Railage costs: ³ Spoorvrage koste:
 Loading costs, received from Mainport Africa Shipping: ⁴ Oplaaikoste, ontvang van Mainport Africa Shipping:
 Included: Cargo dues, handling, wharf supervision, agency/documentation, logistics & ⁴ Ingesluit: Kaai gelde, hantering, kaaitoetsig, agente/dokumentasie, logistiek & opnames



12. WEATHER

For local weather, please follow the link below:

<https://www.accuweather.com/en/za/south-africa-weather>

12. WEER

Vir plaaslike weer, volg asseblief die onderstaande skakel:

<https://www.accuweather.com/en/za/south-africa-weather>

Sources / Bronne:

(a) = Safex; (b) = International Grains Council; (c) = SARB;

(d) = CBOT; (e) = KCBT; (f) = Oil World; (g) = Georgalos Peanut World.

* Formula according to ITAC (International Trade Administration Commission of South Africa)/
Formule volgens ITAC (International Trade Administration Commission of South Africa)

Bernard Schultz

General Manager / Hoofbestuurder

Indemnity/Vrywaring: Although everything has been done to ensure the accuracy of the information, neither SAGIS nor any of its directors or employees takes any responsibility for actions or losses that might occur as a result of the usage of this information. / Alhoewel alles gedoen is om te verseker dat die inligting korrek is, aanvaar nie SAGIS of enige van sy direkteure of werknemers verantwoordelikheid vir enige aksies of verliese as gevolg van die inligting wat gebruik is nie.