

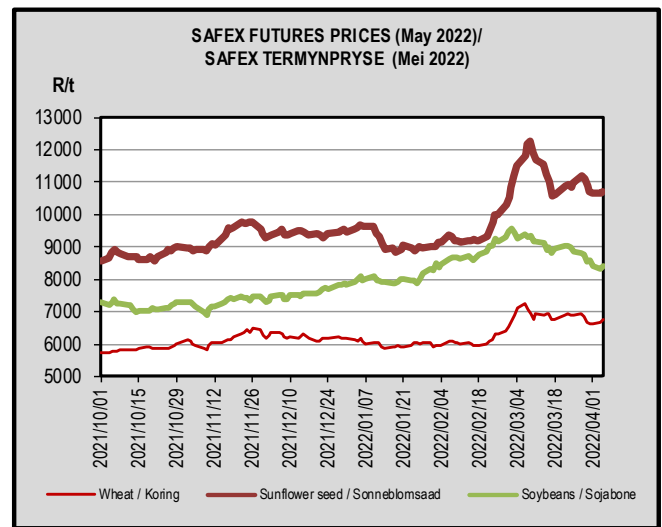
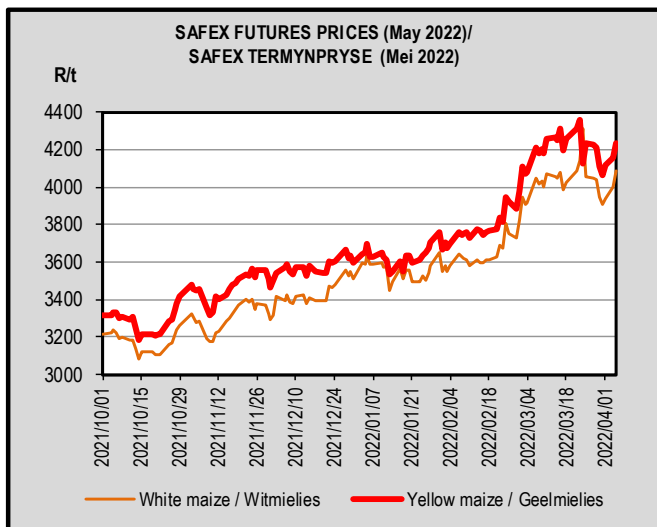
## SAGIS WEEKLY BULLETIN / SAGIS WEEKLIKSE BULLETIN

<b>1. PRODUCER DELIVERIES:</b>	<b>1. PRODUSENTELEWERINGS:</b>
<a href="http://www.sagis.org.za/weekly_prod_deliveries.html">http://www.sagis.org.za/weekly_prod_deliveries.html</a>	
<b>2. IMPORTS, EXPORTS &amp; MAIZE INTENTIONS:</b>	<b>2. INVOERE, UITVOERE &amp; MIELIE INTENSIES:</b>
<a href="http://www.sagis.org.za/weekly_imp-exp.html">http://www.sagis.org.za/weekly_imp-exp.html</a>	

### 3. DOMESTIC PRICES PER SAFEX (R/t)(a)

### 3. PLAASLIKE PRYSE VOLGENS SAFEX (R/t)(a)

Commodity	Future Prices / Termynpryse (2022/04/05) R/ton					Kommoditeit
	Apr-22	May-22	Jul-22	Sep-22	Dec-22	
White maize	4 050.00	4 091.00	4 098.00	4 142.00	4 228.00	Witmielies
Yellow maize	4 189.00	4 238.00	4 254.00	4 297.00	4 373.00	Geelmielies
Wheat	6 785.00	6 772.00	6 771.00	6 599.00	6 417.00	Koring
Sunflower	10 650.00	10 704.00	10 867.00	10 979.00	11 070.00	Sonneblom
Soybeans	8 410.00	8 425.00	8 525.00	8 600.00	8 697.00	Sojabone



4. IMPORT TARIFF ON MAIZE & WHEAT (b)(c)

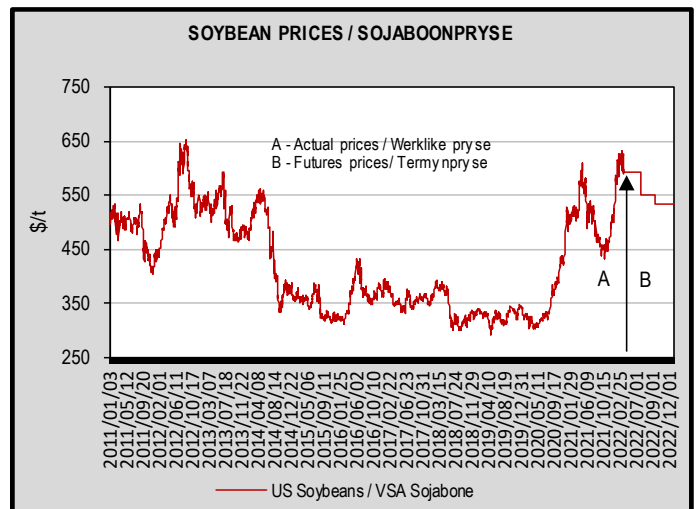
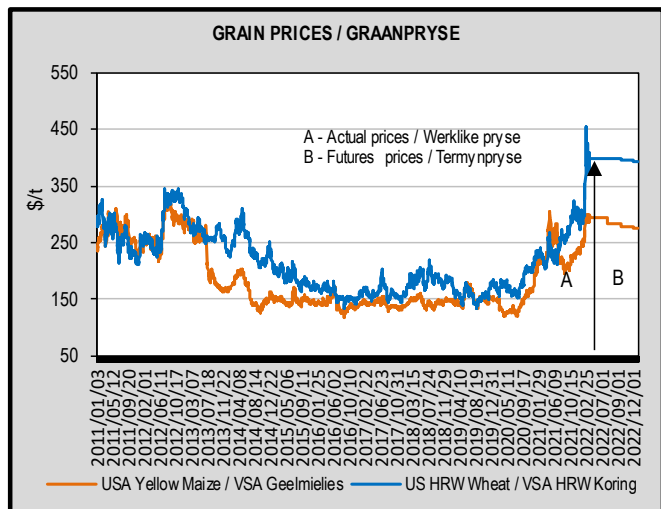
4. INVOERTARIEF OP MIELIES & KORING (b)(c)\*

[http://www.sagis.org.za/import\\_tariffs.html](http://www.sagis.org.za/import_tariffs.html)

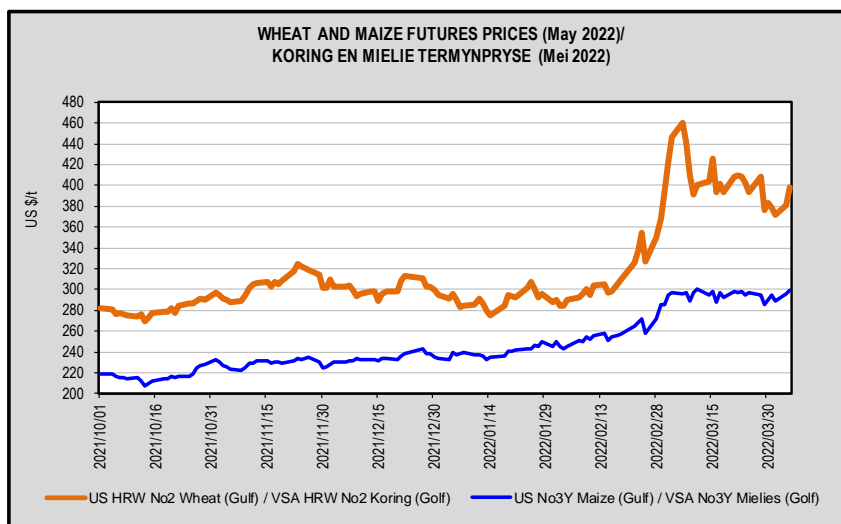
5. PRICES – INTERNATIONAL (US\$/t)

5. PRYSE - INTERNASIONAAL (VSA\$/t)

FOB (US\$/t)	Export Quotations/ Uitvoerkwotasie (b)(f)(g)				VAB (VSA\$/t)
	2022/04/05	2022/03/29	2022/03/22	2022/03/15	
US No 2 HRW Wheat (Gulf)	481.00	457.00	493.00	504.00	VSA No 2 HRW Koring (Golf)
US DNS Wheat 14% PNW	475.00	449.00	469.00	470.00	VSA DNS Koring 14% PNW
Argentine Wheat (Up River)	396.00	396.00	401.00	416.00	Argentynse Koring (Up River)
EC (France) Wheat (grade 1)	417.00	412.00	448.00	449.00	EU (Frankryk) Koring (graad 1)
EC (Germany) B Quality Wheat	442.00	436.00	463.00	460.00	EU (Duitsland) B Kwaliteit Koring
Russia Milling 12.5%	395.00	393.00	430.00	440.00	Swart See Maalkoring
US No 3Y Maize (Gulf)	358.00	345.00	367.00	373.00	VSA No3Y Mielies (Golf)
Argentine Maize (Up River)	312.00	307.00	331.00	351.00	Argentynse Mielies (Up River)
US Sorghum (Gulf)	427.00	414.00	415.00	413.00	VSA Sorghum (Golf)
Argentine Sorghum (Up River)	297.00	297.00	297.00	297.00	Argentynse Sorghum (Up River)
US Soybeans (Gulf)	658.00	662.00	686.00	676.00	VSA Sojabone (Gulf)
Argentine Soybeans (Up River)	640.00	654.00	690.00	700.00	Argentynse Sojabone (Up River)
Canadian Canola	978.00	962.00	974.00	931.00	Kanadese Canola
Argentine Groundnuts Runners 40/50	1346.00	1360.00	1364.00	1395.00	Argentynse Grondbone 40/50 Runners
US Groundnuts Runners 40/50 shelled	1436.00	1435.00	1439.00	1445.00	VSA Grondbone 40/50 Runners uitgedop
Australian Malting Barley (Commander Malt)	361.00	359.00	362.00	349.00	Australiese Moutgars (Commander Mout)



Futures prices (US\$/t) / Termynpryse (VSA\$/t) (d)(e) (2022/04/05)							
Commodity	May-22	Jul-22	Sep-22	Dec-22	Mar-23	May-23	Kommoditeit
US No3 Yellow maize	299.04	294.55	282.43	278.10	278.73	278.57	VSA No3 Geelmielies
US No2 HRW wheat	397.78	398.37	397.56	396.31	393.15	383.67	VSA No2 HRW koring
US Soybeans	599.29	593.04	551.38	n/a	526.17	525.29	VSA Sojabone



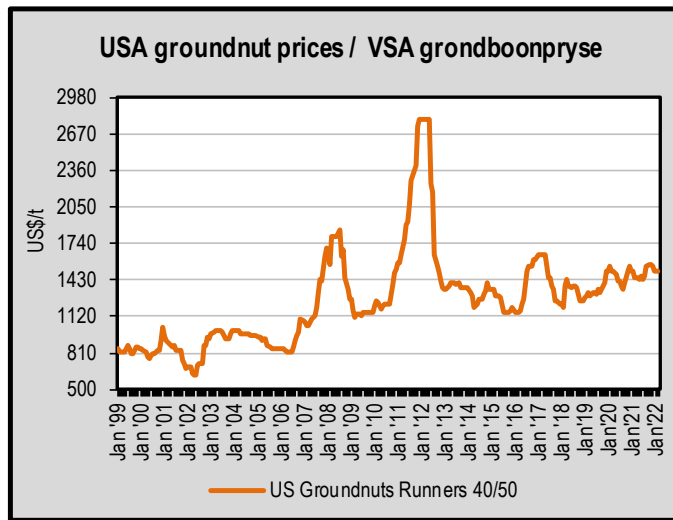
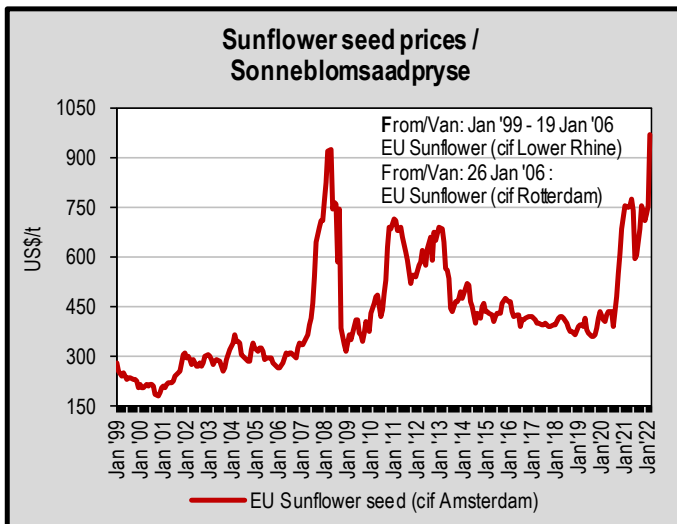
**6. LOWEST REPRESENTATIVE ASKING PRICES**  
(US\$/t)(f)(g)(Prices of previous week)

**6. LAAGSTE VERTEENWOORDIGENDE PRYSE GEVRA**  
(Pryse van vorige week)(VSA\$/t)(f)(g)

US\$/t	2022/03/31	2022/03/24	Change/ Verandering	VSA\$/t
Soybeans, USA, c.i.f. Rotterdam	714	745	-4.2%	Sojabone, VSA, k.a.v. Rotterdam
Groundnuts, USA Runners 40/50*	1500	1500	0.0%	Grondbone, VSA Runners 40/50*
Groundnuts, Argentine Runners 40/50*	1410	1425	-1.1%	Grondbone, Argentynse Runners 40/50*
Sunflower seed, EU c.i.f. Amsterdam	970	n/a	n/a	Sonneblomsaad, EU k.a.v. Amsterdam
Sunflower seed, fob Black Sea	920	n/a	n/a	Sonneblomsaad, Swart See
Sunflower-oil, EU (fob) N.W. Europe	n/a	n/a	n/a	Sonneblom-olie, EU (vab) N.W. Eur.
Rapeseed, Europe, 00, c.i.f. Hamburg	1089	1098	-0.8%	Raapsaad, Europa, 00, k.a.v. Hamburg

\* Shelled, c.i.f. Rotterdam

\* Uitgedop k a v Rotterdam



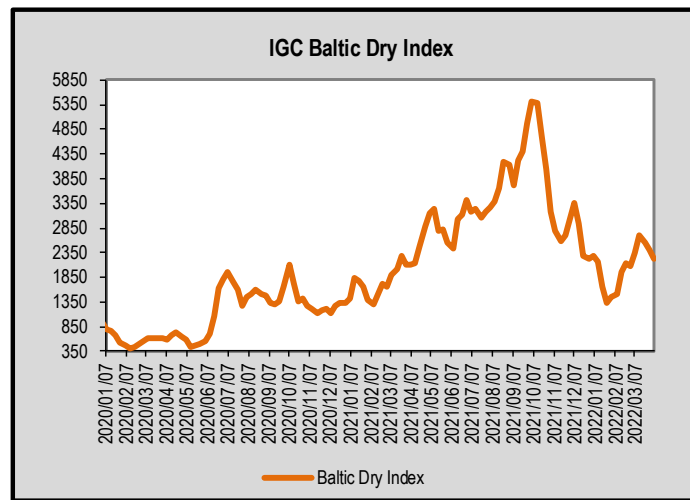
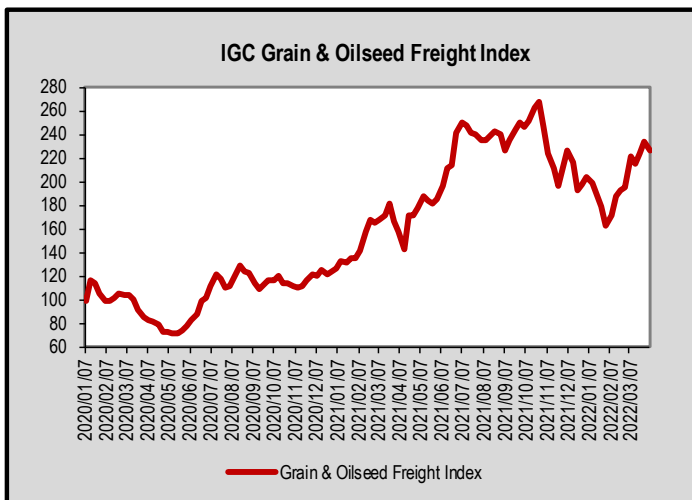
**7. IGC FREIGHT INDICES (b) \***

**7. IGC VRAG INDEKSE (b)\***

IGC FREIGHT INDICES / IGC VRAG INDEKSE							
	2022/03/01	2022/03/08	2022/03/15	2022/03/22	2022/03/29	2022/04/05	
Baltic Dry Index	2 069	2 352	2 689	2 546	2 417	2 213	Baltiese Droë Indeks
Grain & Oilseeds Freight Index*	195	221	215	224	234	226	Graan & Oliesade Vrag Indeks*

\* IGC's Grain & Oilseeds Freight Index (GOFI) - covers 68 routes. The first week of January 2013 is taken as the index base of 100.

\* IGC se Graan & Oliesade Vrag Indeks (GOVI) - verteenwoordig 68 roetes. Die eerste week van Januarie 2013 word gebruik as die indeks basis van 100.



8. IMPORT PARITY PRICES – SUMMER GRAINS (b)(c)

8. INVOERPARITEITPRYSE - SOMERGRANE (b)(c)

INVOERPARITEITPRYSE VAN SOMERGRANE (BTW UITGESLT) SOOS OP			2022/04/05			IMPORT PARITY PRICES OF SUMMER GRAINS (VAT EXCL) AS ON		
ITEM	Nota/ Note	Mielies/Maize	Mielies/Maize	Sorghum	Sorghum	Sorghum	ITEM	
		VSA/ USA Golf/Gulf (no.3Y)	Argentynse/ Argentine Up River	VSA/ USA Golf/Gulf	Argentynse/ Argentine Up River	Australiese/ Australian Brisbane		
Internasionale VAB pryse	a	358.00	312.00	427.00	297.00	323.00	International FOB prices	
Vraggeld	b	64.00	61.00	64.00	61.00	61.00	Freight Rates	
Assuransie (0.3% van VAB)		1.07	0.94	1.28	0.89	0.97	Insurance (0.3% of FOB)	
1 KOSTE, ASSURANSIE EN VRAG (KAV) \$/T		423.07	373.94	492.28	358.89	384.97	1 COST, INSURANCE AND FREIGHT (CIF) \$/T	
<i>Omskakel na R/t</i>							<i>Converted to R/t</i>	
R/\$ Wisselkoers op: 2022/04/05	c	14.5410	14.5410	14.5410	14.5410	14.5410	R/\$ Exchange rate on: 2022/04/05	
2 KOSTE, ASSURANSIE EN VRAG (KAV) R/t		6 151.86	5 437.46	7 158.24	5 218.62	5 597.85	2 COST, INSURANCE AND FREIGHT (CIF) R/t	
Finansieringskoste	d	39.19	34.64	45.60	33.24	35.66	Financing cost	
3 KOSTE, ASSURANSIE, VRAG EN FINANSIERING R/t		6 191.05	5 472.10	7 203.84	5 251.86	5 633.51	3 COST, INSURANCE, FREIGHT AND FINANCING R/t	
Aflaaiikoste:	e, f						Discharging cost	
- Kaapstad		216.77	216.77	n/a	n/a	n/a	- Cape Town	
- Durban		204.95	204.95	204.95	204.95	204.95	- Durban	
Invoertarif	g	0.00	0.00	186.27	129.56	140.90	Import Tariff	
4 VRY OP SPOOR (VOS) R/t							4 FREE ON RAIL (FOR) R/t	
- Kaapstad		6 407.82	5 688.87	n/a	n/a	n/a	- Cape Town	
- Durban		6 396.00	5 677.05	7 390.11	5 381.42	5 774.41	- Durban	
Spoorvragkoste	h						Railage cost	
- Durban na Randfontein		239.70	239.70	239.70	239.70	239.70	- Durban to Randfontein	
<b>5 GELEWER:</b>							<b>5 DELIVERED:</b>	
- Durban na Randfontein R/ton		6 635.70	5 916.75	7 629.81	5 621.12	6 014.11	- Durban to Randfontein R/ton	

Notas/Notes:

a Bron van pryse en vraggeld : IGC GMI  
Source of prices and freight rates: IGC GMI

Termyn / Term	US\$/ton (VAB/FOB)	Vraggeld/Freight Rate:	US\$/ton
Apr 2022	358.00	US Golf / Gulf	64.00
Apr 2022	312.00	Argentinië / Argentina	61.00
Apr 2022	427.00	Australië/Australia (Fremantle)	61.00
Apr 2022	297.00		
Apr 2022	323.00		

b Vraggeld: bereken vir vragte van +/- 20 000 - 30 000t. / Freight rates: calculated for freights of +/- 20 000 - 30 000t

c Reserwebank / Reserve Bank

d Finansieringskoste: 30 000t @ KAV @ primakoers vir 30 dae. Bron/Source: SARB 7.75% 2022/03/25  
Financing cost: 30 000t @ CIF @ prime rate for 30 days.

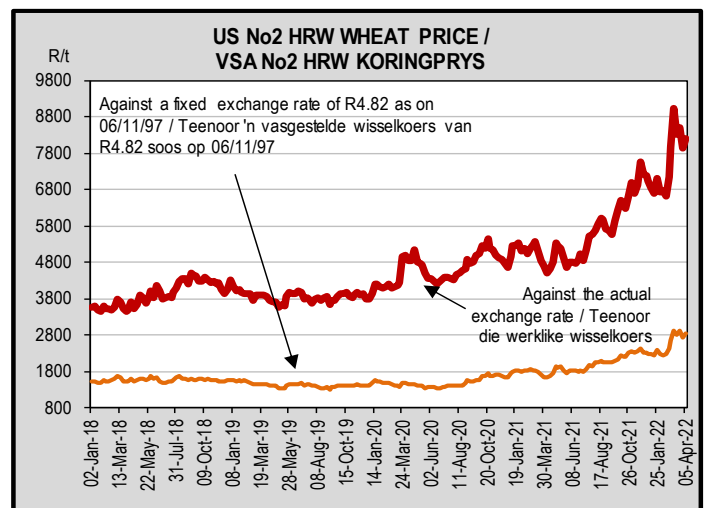
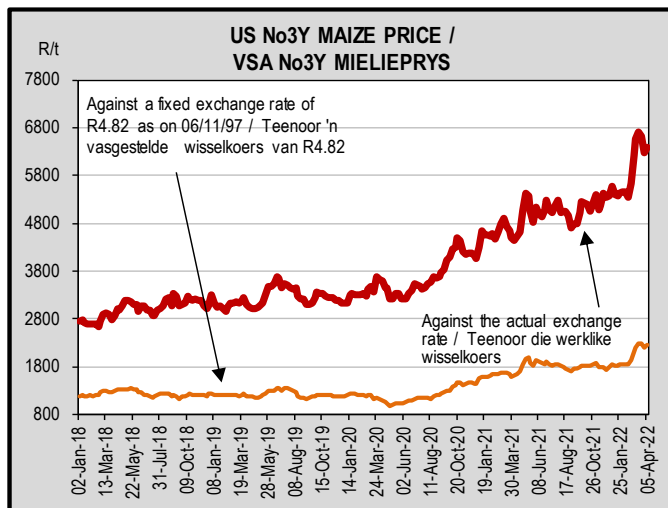
	Mielies/Maize:	Sorghum
Kaapstad / Cape Town:	216.77	n/a
Durban:	204.95	204.95

e Aflaaiikoste / Discharging costs (R/ton):  
Bron / Source: Mainport Africa Shipping

f Ingesluit: Kaaigelde, hantering, kaaitoetsing, agente/dokumentasie, logistiek & opnames (inspeksie van skeepsvrag) /  
Included: Wharfage, handling, wharf supervision, agent/documentation, logistic & survey (inspection of shipload).  
Uitgesluit: Gesondheidsinspeksie, skeepagentskapfooi, strooktoetsingsfooi vir GMO, opbergingskoste asook BTW en invoerbelasting /  
Excluded: Health inspection fee, ship agency fee, strip testing fees for GMO, storage costs as well as VAT and import duty.  
N.B: Slegs 'n aanduiding, aangesien koste van opname beding kan word / N.B: Indication only, as cost of survey can be negotiated.

g Invoertarif / Import Tariff:  
Mielies/Maize = Vry / Free  
Sorghum = 3% op VAB / on FOB

h Neem asb. kennis van die verandering in Spoorwet se standaard spoorvrag op 1 April 2021, na R239.70. Geldig tot 30 Sep 2021, daarna 4.1% styging tot 31 Mrt 2022.  
Please note the change in Spoorwet's standard railage cost on 1 April 2021 to R239.70. Valid until 30 Sep 2021, thereafter 4.1% increase until 31 Mar 2022.





10. IMPORT PARITY PRICES – OIL SEEDS (b)(c)(f)(g)

10. INVOERPARITEITPRYSE - OLIESADE (b)(c)(f)(g)

INVOERPARITEITPRYSE VAN OLIESADE (BTW UITGESLT) SOOS OP		2022/04/05								IMPORT PARITY PRICES OF OIL SEEDS (VAT EXCL) AS ON	
ITEM	Nota/ Note	Sojabone/ Soybeans	Sojabone/ Soybeans	Sojabone/ Soybeans	Sonneblom/ Sunflower EU	Sonneblom/ Sunflower	Canola	Grondbone/ Groundnuts	Grondbone/ Groundnuts	ITEM	
		VSA/ USA Golf/Gulf	Argentynse/ Argentine Up River	Brazilië/ Brazil Paranagua	France/ French Bordeaux	Swart See / Black Sea	Kanadese/ Canadian Vancouver	Argentynse/ Argentine Raw Runners 40/50	VSA/ USA Raw Runners 40/50		
Internasionale VAB pryse	a	\$/t 658.00	\$/t 640.00	\$/t 652.00	\$/t 1040.00	\$/t 920.00 *	\$/t 978.00	\$/t 1346.00 i	\$/t 1436.00 i	International FOB prices	
Vraggeld	b	64.00	61.00	52.00	57.00	71.00	72.00	110.00	64.00	Freight Rates	
Assuransie (0.3% van VAB)		1.97	1.92	1.96	3.12	2.76	2.93	4.04	4.31	Insurance (0.3% of FOB)	
1 KOSTE, ASSURANSIE EN VRAG (KAV) \$/T Omskakel na R/t	c	723.97	702.92	705.96	1100.12	993.76	1052.93	1460.04	1504.31	1 COST, INSURANCE AND FREIGHT (CIF) \$/T Converted to R/t	
R/\$ Wisselkoers op: 2022/04/05		14.5410	14.5410	14.5410	14.5410	14.5410	14.5410	14.5410	14.5410	R/\$ Exchange rate on: 2022/04/05	
2 KOSTE, ASSURANSIE EN VRAG (KAV) R/t		10527.25	10221.16	10265.36	15996.84	14450.26	15310.66	21230.44	21874.17	2 COST, INSURANCE AND FREIGHT (CIF) R/t	
Finansieringskoste	d	67.06	65.11	65.39	101.90	92.05	97.53	135.23	139.34	Financing cost	
3 KOSTE, ASSURANSIE, VRAG EN FINANSIERING R/t		10594.31	10286.27	10330.75	16098.74	14542.31	15408.19	21365.67	22013.51	3 COST, INSURANCE, FREIGHT AND FINANCING R/t	
Aflaaiikoste: Durban	e, f	204.95	204.95	204.95	219.95	219.95	204.95	612.23	612.23	Discharging cost: Durban	
Invoertarif:	g	765.44	744.50	758.46	0.00	0.00	1422.11	1957.22	2088.09	Import Tariff:	
4 VRY OP SPOOR (VOS) R/t: Durban		11564.70	11235.72	11294.16	16318.69	14762.26	17035.25	23935.12	24713.83	4 FREE ON RAIL (FOR) R/t: Durban	
Spoorvragkoste	h									Railage cost	
- Durban na Randfontein		239.70	239.70	239.70	239.70	239.70	239.70	-	-	- Durban to Randfontein	
<b>5 GELEWER:</b>										<b>5 DELIVERED:</b>	
<b>- Durban na Randfontein R/ton</b>		<b>11804.40</b>	<b>11475.42</b>	<b>11533.86</b>	<b>16558.39</b>	<b>15001.96</b>	<b>17274.95</b>	-	-	<b>- Durban to Randfontein R/ton</b>	

Notas/Notes:

a Bron van pryse en vraggeld / Source of prices and freight rates : IGC (GMI), Geogalos Peanut World & Oilworld  
2022/04/05

Termyn / Term	US\$/ton (VAB/FOB)	Vraggeld/Freight Rate:	US\$/ton
Sojabone/Soybeans: VSA/USA (Golf/Gulf)	Apr 2022 658.00	US Golf / Gulf	64.00
Sojabone/Soybeans: Argentinië/Argentina (Up River)	Apr 2022 640.00	Argentinië / Argentina	61.00
Sojabone/Soybeans: Brazilië/Brazil (Paranagua)	Apr 2022 652.00	Brazilië/Brazil (Santos)	52.00
Sonneblom/Sunflower: EU Frankryk/France (Bordeaux)	Apr 2022 1040.00	EU (Rouen)	57.00
Sonneblom/Sunflower: Swart See/Black Sea	May 2022 920.00	Kanada/Canada (St Lawrence)	72.00
Canola: Kanada/Canada (Vancouver)	Apr 2022 978.00	Rusland / Russia (Novorossiysk)	71.00
Grondbone/Groundnuts: Argentinië/Argentina (Raw Runner 40/50)	May 2022 1346.00	Grondbone/Groundnuts (ARG)	110.00
Grondbone/Groundnuts: VSA/USA (Runners 40/50)	Apr 2022 1436.00		

b Vraggeld: bereken vir vragte van +/- 20 000 - 30 000t. / Freight rates: calculated for freights of +/- 20 000 - 30 000t.

c Reserwebank / Reservebank

d Finansieringskoste: 30 000t @ KAV @ primakoers vir 30 dae. Bron/Source: SARB 7.75% 2022/03/25  
Financing cost: 30 000t @ CIF @ prime rate for 30 days.

	Sojabone/ Soybeans	Sonneblom/ Sunflower	Canola	Grondbone/ Groundnuts
Durban:	204.95	219.95	204.95	612.23

e Aflaaiikoste / Discharging costs (R/ton):  
Bron / Source: Mainport Africa Shipping

f Aflaaiikoste / Discharging fees:  
Ingesluit: Kaaigelde, hantering, kaaiboeging, agente/dokumentasie, logistiek & opnames (inspeksie van skeepsvrag) /  
Included: Wharfage, handling, wharf supervision, agent/documentation, logistic & survey (inspection of shipload).  
Uitgesluit: Gesondheidsinspeksie-, skeepagentskapfooi, strooktoetsingsfooi vir GMO, opbergingskoste asook BTW en invoerbelasting /  
Excluded: Health inspection fee, Ship agency fee, strip testing fees for GMO, storage costs as well as VAT and import duty.  
N.B: Slegs 'n aanduiding, aangesien koste van opname beding kan word / N.B: Indication only, as cost of survey can be negotiated.

g Invoertarif / Import Tariff:  
Sojabone/Soybeans = 8% op VAB / on FOB  
Sonneblom/Sunflower = Vry / Free  
Canola = 10% op VAB / on FOB  
Grondbone/Groundnuts = 10% op VAB / on FOB

h Neem asb. kennis van die verandering in Spoorwet se standaard spoorvrag op 1 April 2021, na R239.70. Geldig tot 30 Sep 2021, daarna 4.1% styging tot 31 Mrt 2022.  
Please note the change on 1 April 2021 in Spoorwet's standard railrage cost to R239.70. Valid until 30 Sep 2021, thereafter a 4.1% increase until 31 Mar 2022.

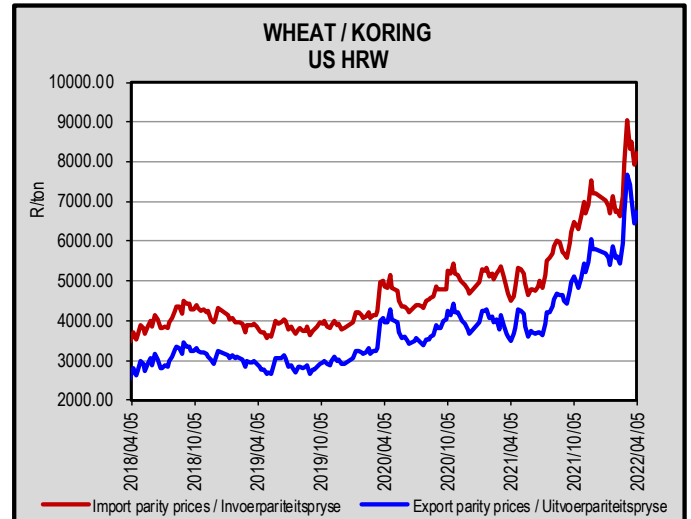
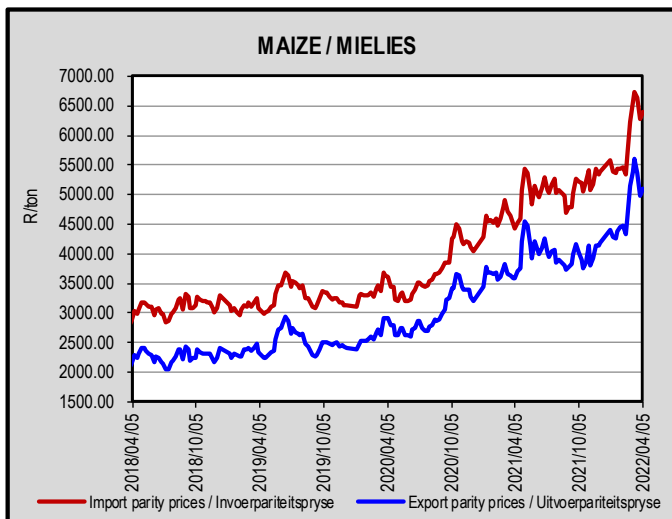
i Kwotasies is k.a.v. pryse. VAB pryse dus berekende pryse (kav minus vraggeld) / Quotes are c.i.f. prices. FOB prices are therefore calculated prices (cif minus freight rates).

\* Last price received for Sunflower seed fob Black Sea: 17 February 2022

11. EXPORT PARITY PRICES (b)(c)

11. UITVOERPARITEITSPRYSE (b)(c)

INDICATIVE EXPORT PARITY PRICES AS ON	2022/04/05				AANDUIDENDE UITVOERPARITEITSPRYSE SOOS OP
	US No3Y Maize/ Mielies Gulf/Golf (b)	US HRW Wheat/Koring Gulf/Golf (b)	US DNS 14% Wheat/Koring PNW (b)	Argentine Raw Runner 40/50 Groundnuts/ Grondbone (f) May/Mei 2022	
This is <b>only an example</b> of how an export parity price can be calculated - it can vary according to need	Apr 2022	Apr 2022	Apr 2022	May/Mei 2022	Hierdie is slegs 'n voorbeeld van hoe 'n uitvoerpariteitsprys bereken kan word - dit kan varieer volgens behoefte
FOB Gulf value (\$/t)	358.00	481.00	475.00	1346.00	VAB Golfwaarde (\$/t)
Difference in quality and locality of SA <sup>1</sup> Maize: Plus US\$10 (\$/t)	\$10.00				<sup>1</sup> Kwaliteits- en liggingsverskil van SA Mielies: Plus VSA\$10 (\$/t)
Groundnuts: Less 3,5% of fob value				96,5%	Grondbone: Min 3,5% van vab waarde
SA fob price (\$/t)	368.00	481.00	475.00	1298.89	SA vab prys (\$/t)
Exchange rate (1\$=: (2022/04/05) <sup>2</sup>	14.5410	14.5410	14.5410	14.5410	<sup>2</sup> Wisselkoers (1\$=: (2022/04/05)
FOB Gulf value (R/t)	5351.09	6994.22	6906.98	18887.16	VAB Golfwaarde (R/t)
<b>Marketing costs:</b>					<b>Bemerkings koste:</b>
Financing (Prime rate 7.75% - 30 days) (R/t)	34.09	44.55	44.00	120.31	Finansieringskoste (Primakoers 7.50% - 30 dae) (R/t)
Railage: <sup>3</sup>					<sup>3</sup> Spoorvrage
Randfontein – Durban harbour	239.70	239.70	239.70	-	Randfontein – Durbanhawe
Loading costs: (R/t) <sup>4</sup>					<sup>4</sup> Oplaai-koste: (R/t)
Durban Harbour (Mainly spout method)	211.35	214.95	214.95	580.08	Durbanhawe (Hoofsaaklik tregter metode)
<b>EXPORT REALISATION (R/t):</b>					<b>UITVOER REALISASIE (R/t):</b>
<b>Randfontein</b>	<b>4865.95</b>	<b>6495.02</b>	<b>6408.33</b>	<b>18186.77</b>	<b>Randfontein</b>
<i>Difference in quality and locality of SA</i>					<i>Kwaliteits- en liggingsverskil van SA</i>
<i>As from 14 June 2012, the discount/rebate will no longer be used to calculate the Reserve Bank</i>					<i>Vanaf 14 Junie 2012 sal die diskonto/premie nie meer gebruik word by die berekening Reserwebank</i>
<i>Railage costs:</i>					<i>Spoorvrage koste:</i>
<i>Loading costs, received from Mainport Africa Shipping:</i>					<i>Oplaai-koste, ontvang van Mainport Africa Shipping:</i>
<i>Included: Cargo dues, handling, wharf supervision, agency/documentation, logistics &amp;</i>					<i>Ingesluit: Kaaigelde, hantering, kaaitoesig, agente/dokumentasie, logistiek &amp; opnames</i>



## 12. WEATHER

For local weather, please follow the link below:

<https://www.accuweather.com/en/za/south-africa-weather>

## 12. WEER

Vir plaaslike weer, volg asseblief die onderstaande skakel:

<https://www.accuweather.com/en/za/south-africa-weather>

### **Sources / Bronne:**

(a) = Safex; (b) = International Grains Council; (c) = SARB;

(d) = CBOT; (e) = KCBT; (f) = Oil World; (g) = Georgalos Peanut World.

\* Formula according to ITAC (International Trade Administration Commission of South Africa)/  
Formule volgens ITAC (International Trade Administration Commission of South Africa)

Bernard Schultz

General Manager / Hoofbestuurder

**Indemnity/Vrywaring:** Although everything has been done to ensure the accuracy of the information, neither SAGIS nor any of its directors or employees takes any responsibility for actions or losses that might occur as a result of the usage of this information. / Alhoewel alles gedoen is om te verseker dat die inligting korrek is, aanvaar nie SAGIS of enige van sy direkteure of werknemers verantwoordelikheid vir enige aksies of verliese as gevolg van die inligting wat gebruik is nie.