

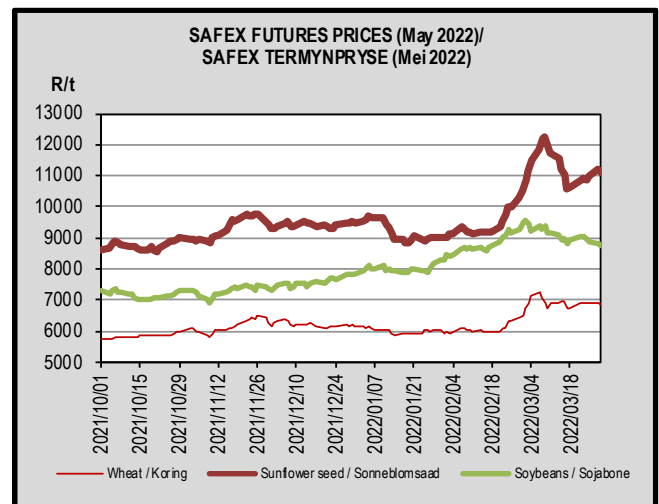
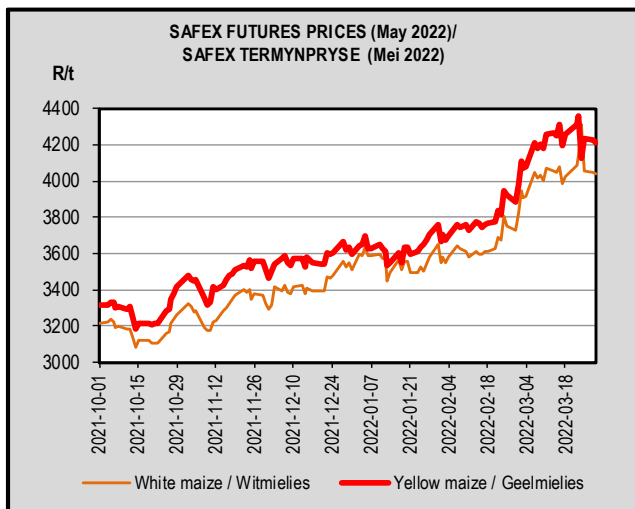
SAGIS WEEKLY BULLETIN / SAGIS WEEKLIKSE BULLETIN

1. PRODUCER DELIVERIES:	1. PRODUSENTELEWERINGS:
http://www.sagis.org.za/weekly_prod_deliveries.html	
2. IMPORTS, EXPORTS & MAIZE INTENTIONS:	2. INVOERE, UITVOERE & MIELIE INTENSIES:
http://www.sagis.org.za/weekly_imp-exp.html	

3. DOMESTIC PRICES PER SAFEX (R/t)(a)

3. PLAASLIKE PRYSE VOLGENS SAFEX (R/t)(a)

Commodity	Future Prices / Termynpryse (2022/03/29) R/ton					Kommoditeit
	Apr-22	May-22	Jul-22	Sep-22	Dec-22	
White maize	4,011.00	4,037.00	4,052.00	4,108.00	4,183.00	Witmielies
Yellow maize	4,182.00	4,213.00	4,229.00	4,273.00	4,343.00	Geelmielies
Wheat	6,840.00	6,863.00	6,854.00	6,650.00	6,440.00	Koring
Sunflower	11,068.00	11,114.00	11,255.00	11,411.00	11,519.00	Sonneblom
Soybeans	8,731.00	8,752.00	8,842.00	8,945.00	9,039.00	Sojabone



4. IMPORT TARIFF ON MAIZE & WHEAT (b)(c)

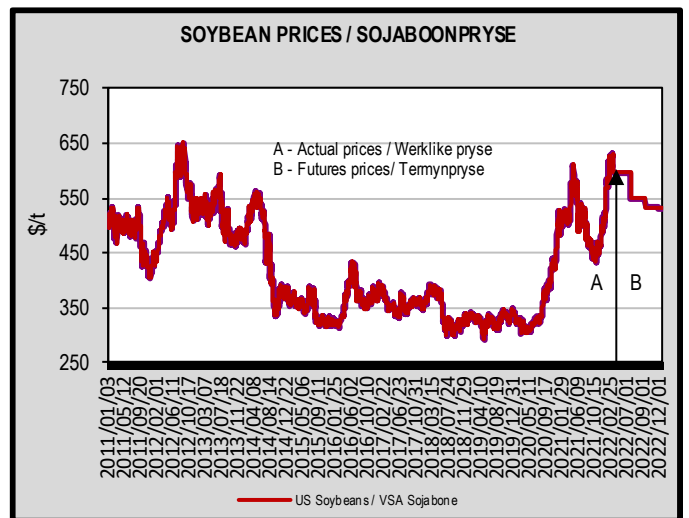
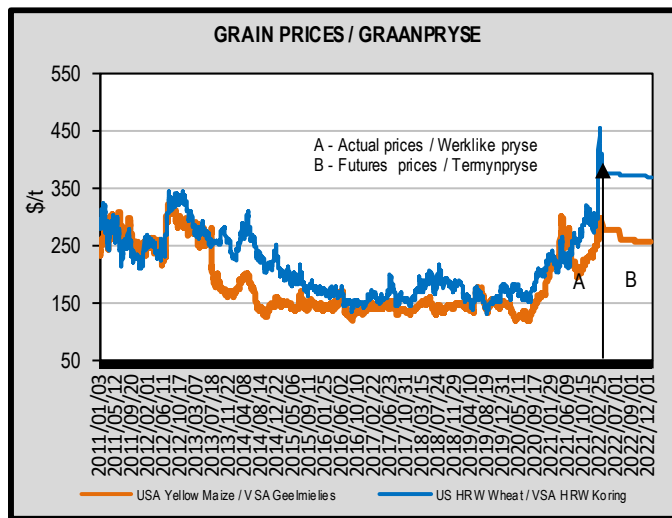
4. INVOERTARIEF OP MIELIES & KORING (b)(c)*

http://www.sagis.org.za/import_tariffs.html

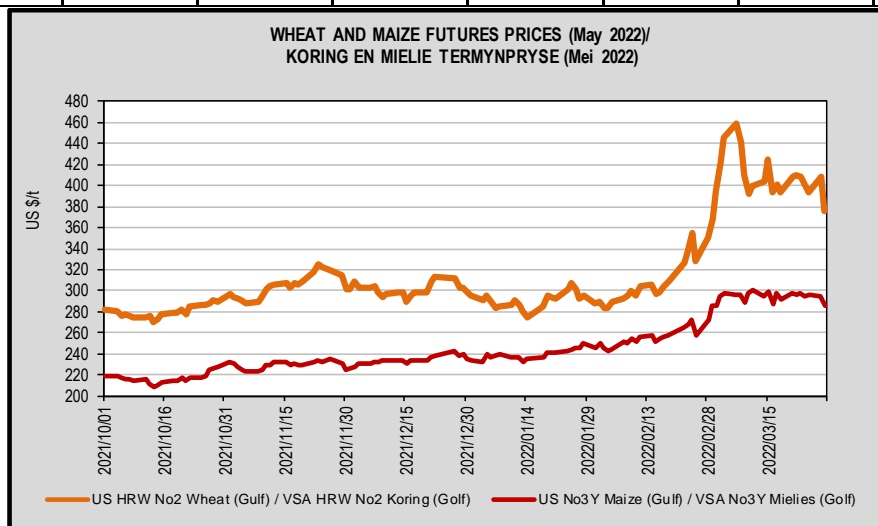
5. PRICES – INTERNATIONAL (US\$/t)

5. PRYSE - INTERNASIONAAL (VSA\$/t)

FOB (US\$/t)	Export Quotations/ Uitvoerkwotasie (b)(f)(g)				VAB (VSA\$/t)
	2022-03-29	2022-03-22	2022-03-15	2022-03-08	
US No 2 HRW Wheat (Gulf)	457.00	493.00	504.00	520.00	VSA No 2 HRW Koring (Golf)
US DNS Wheat 14% PNW	449.00	469.00	470.00	485.00	VSA DNS Koring 14% PNW
Argentine Wheat (Up River)	396.00	401.00	416.00	425.00	Argentynse Koring (Up River)
EC (France) Wheat (grade 1)	412.00	448.00	449.00	447.00	EU (Frankryk) Koring (graad 1)
EC (Germany) B Quality Wheat	436.00	463.00	460.00	457.00	EU (Duitsland) B Kwaliteit Koring
Russia Milling 12.5%	393.00	430.00	440.00	n/a	Swart See Maalkoring
US No 3Y Maize (Gulf)	345.00	367.00	373.00	359.00	VSA No3Y Mielies (Golf)
Argentine Maize (Up River)	307.00	331.00	351.00	351.00	Argentynse Mielies (Up River)
US Sorghum (Gulf)	414.00	415.00	413.00	385.00	VSA Sorghum (Golf)
Argentine Sorghum (Up River)	297.00	297.00	297.00	268.00	Argentynse Sorghum (Up River)
US Soybeans (Gulf)	662.00	686.00	676.00	669.00	VSA Sojabone (Gulf)
Argentine Soybeans (Up River)	654.00	690.00	700.00	704.00	Argentynse Sojabone (Up River)
Canadian Canola	962.00	974.00	931.00	921.00	Kanadese Canola
Argentine Groundnuts Runners 40/50	1360.00	1364.00	1395.00	1395.00	Argentynse Grondbone 40/50 Runners
US Groundnuts Runners 40/50 shelled	1435.00	1439.00	1445.00	1447.00	VSA Grondbone 40/50 Runners uitgedop
Australian Malting Barley (Commander Malt)	359.00	362.00	349.00	336.00	Australiese Moutgars (Commander Mout)



Futures prices (US\$/t) / Termynpryse (VSA\$/t) (d)(e) (2022/03/29)							
Commodity	May-22	Jul-22	Sep-22	Dec-22	Mar-23	May-23	Kommoditeit
US No3 Yellow maize	285.89	278.88	262.43	256.92	258.33	259.44	VSA No3 Geelmielies
US No2 HRW wheat	376.40	376.33	375.22	374.49	370.59	357.15	VSA No2 HRW koring
US Soybeans	603.70	596.57	549.83	n/a	521.10	519.19	VSA Sojabone



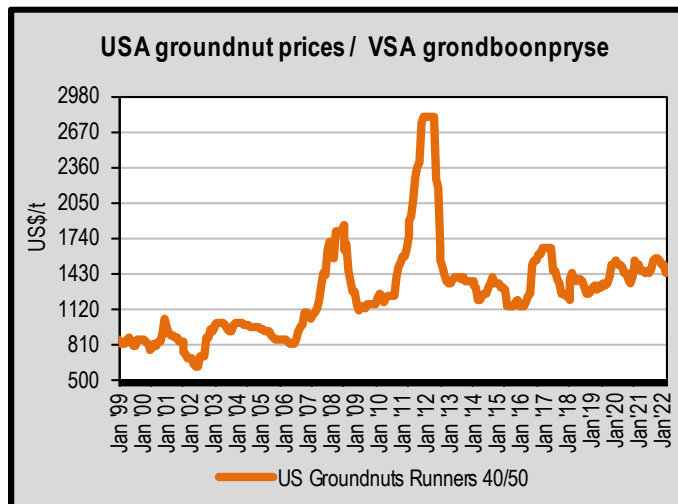
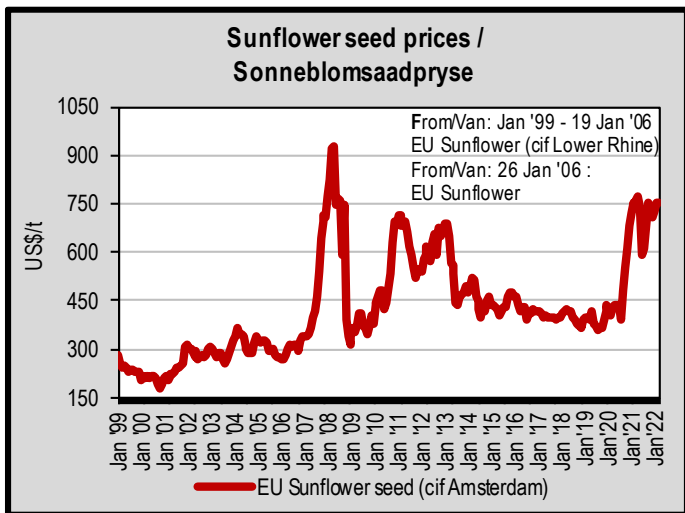
6. LOWEST REPRESENTATIVE ASKING PRICES
(US\$/t)(f)(g)(Prices of previous week)

6. LAAGSTE VERTEENWOORDIGENDE PRYSE GEVRA
(Pryse van vorige week)(VSA\$/t)(f)(g)

US\$/t	2022/03/24	2022/03/17	Change/ Verandering	VSA\$/t
Soybeans, USA, c.i.f. Rotterdam	745	713	4.5%	Sojabone, VSA, k.a.v. Rotterdam
Groundnuts, USA Runners 40/50*	1500	1500	0.0%	Grondbone, VSA Runners 40/50*
Groundnuts, Argentine Runners 40/50*	1425	1425	0.0%	Grondbone, Argentynse Runners 40/50*
Sunflower seed, EU c.i.f. Amsterdam	n/a	n/a	n/a	Sonneblomsaad, EU k.a.v. Amsterdam
Sunflower seed, fob Black Sea	n/a	n/a <td n/a	Sonneblomsaad, Swart See	
Sunflower-oil, EU (fob) N.W. Europe	n/a	n/a	n/a	Sonneblom-olie, EU (vab) N.W. Eur.
Rapeseed, Europe, 00, c.i.f. Hamburg	1098	1028	6.8%	Raapsaad, Europa, 00, k.a.v. Hamburg

* Shelled, c.i.f. Rotterdam

* Uitgedop k a v Rotterdam



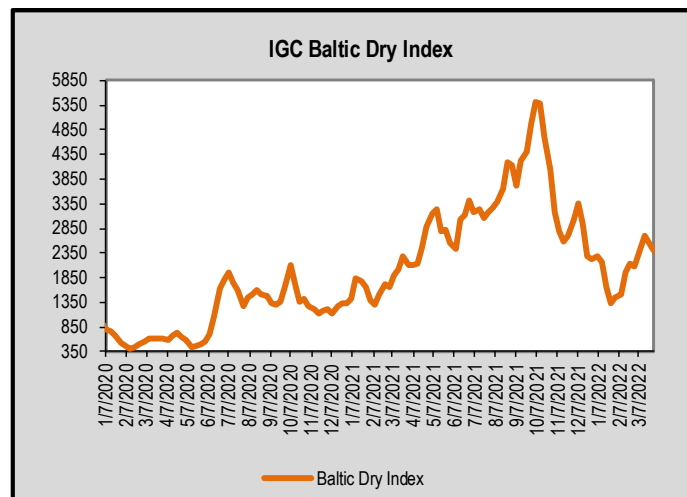
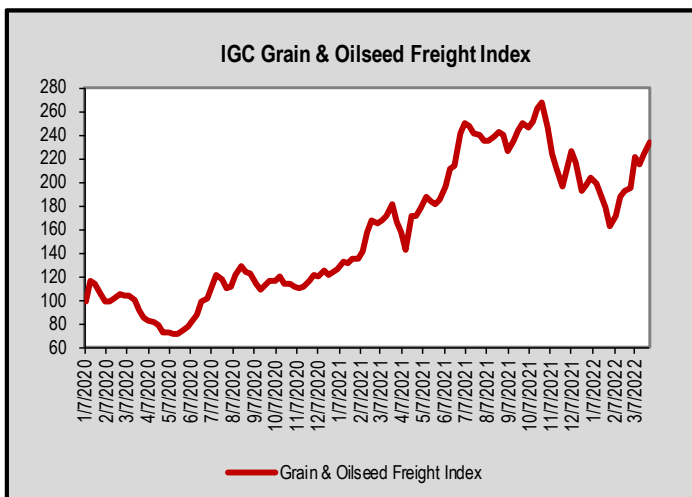
7. IGC FREIGHT INDICES (b) *

7. IGC VRAG INDEKSE (b)*

IGC FREIGHT INDICES / IGC VRAG INDEKSE							
	2022/02/22	2022/03/01	2022/03/08	2022/03/15	2022/03/22	2022/03/29	
Baltic Dry Index	2148	2069	2352	2689	2546	2417	Baltiese Droë Indeks
Grain & Oilseeds Freight Index*	193	195	221	215	224	234	Graan & Oliesade Vrag Indeks*

* IGC's Grain & Oilseeds Freight Index (GOFI) - covers 68 routes. The first week of January 2013 is taken as the index base of 100.

* IGC se Graan & Oliesade Vrag Indeks (GOVI) - verteenwoordig 68 roetes. Die eerste week van Januarie 2013 word gebruik as die indeks basis van 100.



8. IMPORT PARITY PRICES – SUMMER GRAINS (b)(c)

8. INVOERPARITEITPRYSE - SOMERGRANE (b)(c)

INVOERPARITEITPRYSE VAN SOMERGRANE (BTW UITGESLT) SOOS OP				2022/03/29		IMPORT PARITY PRICES OF SUMMER GRAINS (VAT EXCL) AS ON	
ITEM	Nota/ Note	Mielies/Maize	Mielies/Maize	Sorghum	Sorghum	Sorghum	ITEM
		VSA/ USA Golf/Gulf (no.3Y)	Argentynse/ Argentine Up River	VSA/ USA Golf/Gulf	Argentynse/ Argentine Up River	Australiese/ Australian Brisbane	
		\$/t	\$/t	\$/t	\$/t	\$/t	
Internasionale VAB pryse	a	345.00	307.00	414.00	297.00	281.00	International FOB prices
Vraggeld	b	65.00	66.00	65.00	66.00	66.00	Freight Rates
Assuransie (0.3% van VAB)		1.04	0.92	1.24	0.89	0.84	Insurance (0.3% of FOB)
1 KOSTE, ASSURANSIE EN VRAG (KAV) \$/T		411.04	373.92	480.24	363.89	347.84	1 COST, INSURANCE AND FREIGHT (CIF) \$/T
<i>Omskakel na R/t</i>							<i>Converted to R/t</i>
R/\$ Wisselkoers op: 2022/03/29							R/\$ Exchange rate on: 2022/03/29
2 KOSTE, ASSURANSIE EN VRAG (KAV) R/t	c	14.6888	14.6888	14.6888	14.6888	14.6888	2 COST, INSURANCE AND FREIGHT (CIF) R/t
		R/t	R/t	R/t	R/t	R/t	
3 KOSTE, ASSURANSIE, VRAG EN FINANSIERING R/t	d	6076.14	5527.43	7099.08	5379.16	5141.90	3 COST, INSURANCE, FREIGHT AND FINANCING R/t
Finansieringskoste		38.46	34.99	44.93	34.05	32.55	Financing cost
Aflaaiikoste:	e, f	6076.14	5527.43	7099.08	5379.16	5141.90	Discharging cost
- Kaapstad		216.77	216.77	n/a	n/a	n/a	- Cape Town
- Durban		204.95	204.95	204.95	204.95	204.95	- Durban
Invoertarif	g	0.00	0.00	182.43	130.88	123.83	Import Tariff
4 VRY OP SPOOR (VOS) R/t							4 FREE ON RAIL (FOR) R/t
- Kaapstad		6292.91	5744.20	n/a	n/a	n/a	- Cape Town
- Durban		6281.09	5732.38	7281.51	5510.04	5265.73	- Durban
Spoorvragkoste	h						Railage cost
- Durban na Randfontein		239.70	239.70	239.70	239.70	239.70	- Durban to Randfontein
5 GELEWER:							5 DELIVERED:
- Durban na Randfontein R/ton		6520.79	5972.08	7521.21	5749.74	5505.43	- Durban to Randfontein R/ton

Notas/Notes:

a Bron van pryse en vraggeld : IGC GMI
Source of prices and freight rates: IGC GMI

Termyn / Term	US\$/ton (VAB/FOB)	Vraggeld/Freight Rate:	US\$/ton
Apr 2022	345.00	US Golf / Gulf	65.00
Mrt/Mar 2022	307.00	Argentinië / Argentina	66.00
Apr 2022	414.00	Australië/Australia (Fremantle)	66.00
Mrt/Mar 2022	297.00		
Mrt/Mar 2022	281.00		

b Vraggeld: bereken vir vragte van +/- 20 000 - 30 000t. / Freight rates: calculated for freights of +/- 20 000 - 30 000t.

c Reserwebank / Reserve Bank

d Finansieringskoste: 30 000t @ KAV @ primakoers vir 30 dae. Bron/Source: SARB 7.75% 2022/03/25
Financing cost: 30 000t @ CIF @ prime rate for 30 days.

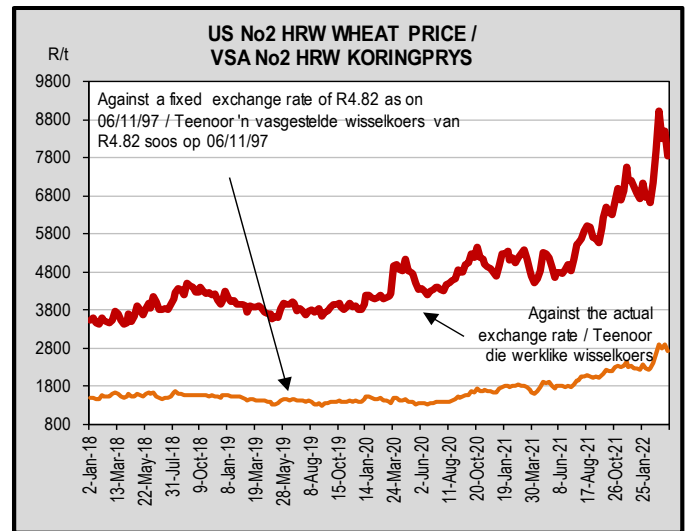
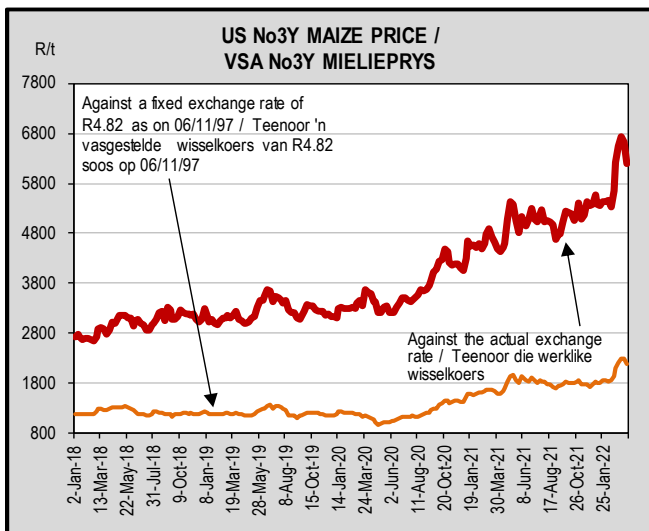
	Mielies/Maize:	Sorghum
Kaapstad / Cape Town:	216.77	n/a
Durban:	204.95	204.95

e Aflaaiikoste / Discharging costs (R/ton):
Bron / Source: Mainport Africa Shipping

f Ingesluit: Kaagelde, hantering, kaaitoetsing, agente/dokumentasie, logistiek & opnames (inspeksie van skeepsvrag) / Included: Wharfage, handling, wharf supervision, agent/documentation, logistic & survey (inspection of shipload).
Uitgesluit: Gesondheidsinspeksie-, skeepsgagentskapfooi, strooktoetsingsfooi vir GMO, opbergingskoste asook BTW en invoerbelasting / Excluded: Health inspection fee, Ship agency fee, strip testing fees for GMO, storage costs as well as VAT and import duty.
N.B: Slegs 'n aanduiding, aangesien koste van opname beding kan word / N.B: Indication only, as cost of survey can be negotiated.

g Invoertarif / Import Tariff:
Mielies/Maize = Vry / Free
Sorghum = 3% op VAB / on FOB

h Neem asb. kennis van die verandering in Spoornet se standaard spoorvrag op 1 April 2021, na R239.70. Geldig tot 30 Sep 2021, daarna 4.1% styging tot 31 Mrt 2022.
Please note the change in Spoornet's standard railage cost on 1 April 2021 to R239.70. Valid until 30 Sep 2021, thereafter 4.1% increase until 31 Mar 2022.



9. IMPORT PARITY PRICES – WINTER CEREALS (b)(c)

9. INVOERPARITEITPRYSSE - WINTERGRANE (b)(c)

INVOERPARITEITPRYSSE VAN WINTERGRANE (BTW UITGESLT) SOOS OP		2022/03/29		IMPORT PARITY PRICES OF WINTER CEREALS (VAT EXCL) AS ON				
ITEM	Nota/ Note	Koring/Wheat	Koring/Wheat	Koring/Wheat	Koring/Wheat	Koring/Wheat	Gars/Barley	ITEM
		VSA/ USA Golf/Gulf	VSA/ USA PNW	Argentynse/ Argentine Up River	EU Duitsland/ Germany Hamburg B kwaliteit/ quality	Russies/ Russian Black Sea	Australiese/ Australian Adelaide	
		HRW	DNS	Trigo Pan		12.50%	Mout/Malting	
		\$/t	\$/t	\$/t	\$/t	\$/t	\$/t	
Internasionale VAB pryse	a	457.00	449.00	396.00	436.00	393.00 *	359.00	International FOB prices
Vraggeld	b	65.00	65.00	66.00	59.00	72.00	67.00	Freight Rates
Assuransie (0.3% van VAB)		1.37	1.35	1.19	1.31	1.18	1.08	Insurance (0.3% of FOB)
1 KOSTE, ASSURANSIE EN VRAG (KAV) \$/T		523.37	515.35	463.19	496.31	466.18	427.08	1 COST, INSURANCE AND FREIGHT (CIF) \$/T
<i>Omskakel na R/t</i>								<i>Converted to R/t</i>
R/\$ Wisselkoers op: 2022/03/29	c	14.6888	14.6888	14.6888	14.6888	14.6888	14.6888	R/\$ Exchange rate on: 2022/03/29
2 KOSTE, ASSURANSIE EN VRAG (KAV) R/t		R/t	R/t	R/t	R/t	R/t	R/t	2 COST, INSURANCE AND FREIGHT (CIF) R/t
		7687.68	7569.87	6803.71	7290.20	6847.62	6273.29	
Finansieringskoste	d	48.97	48.22	43.34	46.44	43.62	39.96	Financing cost
3 KOSTE, ASSURANSIE, VRAG EN FINANSIERING R/t		7736.65	7618.09	6847.05	7336.64	6891.24	6313.25	3 COST, INSURANCE, FREIGHT AND FINANCING R/t
Aflaaiikoste	e, f							Discharging cost
3.1 Kaapstad (Hoofsaaklik kaaihyskraan metode)		216.77	216.77	216.77	216.77	216.77	216.77	3.1 Cape Town (Mainly shore cranes method)
3.2 Durban (Hoofsaaklik suig-in-silo metode)		204.95	204.95	204.95	204.95	204.95	204.95	3.2 Durban (Mainly suction into silo method)
Invoertarif	g	0.00	0.00	0.00	0.00	0.00	0.00	Import Tariff
4 VRY OP SPOOR (VOS) R/t								4 FREE ON RAIL (FOR) R/t
4.1 Kaapstadhawe		7953.42	7834.86	7063.82	7553.41	7108.01	6530.02	4.1 Cape Town Harbour
4.2 Durbanhawe		7941.60	7823.04	7052.00	7541.59	7096.19	6518.20	4.2 Durban Harbour
Spoorvragkoste	h							Railage cost
- Kaapstad na Paarl		96.81	96.81	96.81	96.81	96.81	n/a	- Cape Town to Paarl
- Durban na Randfontein		239.70	239.70	239.70	239.70	239.70	239.70	- Durban to Randfontein
5 GELEWER:								5 DELIVERED:
- Kaapstad na Paarl R/ton		8050.23	7931.67	7160.63	7650.22	7204.82	n/a	- Cape Town to Paarl R/ton
- Durban na Randfontein R/ton		8181.30	8062.74	7291.70	7781.29	7335.89	6757.90	- Durban to Randfontein R/ton

Notas/Notes: 2022/03/29

a Bron van pryse en vraggeld : IGC GMI
Source of prices and freight rates: IGC GMI

Termyn / Term	VAB/FOB US\$/ton	Vraggeld / Freight Rate: US\$/ton	Gars/Barley = US\$ + 1
Koring/Wheat: HRW No 2 (Hard Red Winter) Golf / Gulf	Apr 2022 457.00	VSA/USA (Golf / Gulf)	65.00
Koring/Wheat: DNS 14% No 2 (Dark Northern Spring) PNW	Apr 2022 449.00	Argentinië / Argentina (Upriver)	66.00
Koring/Wheat: Argentinië / Argentine (Up River) Trigo Pan	Mrt/Mar 2022 396.00	EU (Rouen)	59.00
Koring/Wheat: EU (Duitsland / Germany) B kwaliteit / quality	Mrt/Mar 2022 436.00	Australië / Australia (Kwinana)	66.00
Koring/Wheat: Russian Milling 12.5%	Apr 2022 393.00	Rusland/Russia (Novorossiysk)	72.00
Gars/Barley: Australiese moutgars/Australian malting barley (Adelaide)	Mrt/Mar 2022 359.00		

b Vraggeld: bereken vir vragte van +/- 20 000 - 30 000t. / Freight rates: calculated for freights of +/- 20 000 - 30 000t.

c Reserwebank / Reserve Bank

d Finansieringskoste: 30 000t @ KAV @ primakoers vir 30 dae Bron/Source: SARB 7.75% 2022/03/25
Financing cost: 30 000t @ CIF @ prime rate for 30 days.

e Aflaaiikoste / Discharging cost (R/ton):
Bron / Source: Mainport Africa Shipping

	Koring/Wheat:	Gars/Barley:
Kaapstad /	216.77	216.77
Durban:	204.95	204.95

f Ingesluit: Kaaigelde, hantering, kaaioesig, agente/dokumentasie, logistiek & opnames (inspeksie van skeepsvrag).
Included: Wharfage, handling, wharf supervision, agent/documentation, logistic & survey (inspection of shipload).
Uitgesluit: Gesondheidsinspeksie-, skeepagentskapfooi, strooktoetsingsfooi vir GMO, opbergingskoste asook BTW en invoerbelasting.
Excluded: Health inspection fee, Ship agency fee, strip testing fees for GMO, storage costs as well as VAT and import duty.
N.B: Slegs 'n aanduiding, aangesien koste van opname beding kan word / N.B: Indication only, as cost of survey can be negotiated.

g Invoertarif / Import Tariff:
Koring/Wheat = Vry/Free
Gars/Barley = Vry/Free

h Neem asb. kennis van verandering in Spoorwet se standaard spoorvrag op 1 April 2021 soos volg:
Kaapstad na Paarl R96.81 en Durban na Randfontein R239.70. Geldig tot 30 Sep 2021, daarna 4.1% styging tot 31 Mrt 2022.
Please note the change on 1 April 2021, in Spoorwet's standard railage cost as follows:
Cape Town to Paarl R96.81 and Durban to Randfontein R239.70. Valid until 30 Sep 2021, thereafter 4.1% increase until 31 Mar 2022.

* Last price received for Russia Milling 12.5%: 1 March 2022

10. IMPORT PARITY PRICES – OIL SEEDS (b)(c)(f)(g)

10. INVOERPARITEITPRYSE - OLIESADE (b)(c)(f)(g)

INVOERPARITEITPRYSE VAN OLIESADE (BTW UITGESLT) SOOS OP		2022-03-29								IMPORT PARITY PRICES OF OIL SEEDS (VAT EXCL) AS ON	
ITEM	Nota/ Note	Sojabone/ Soybeans	Sojabone/ Soybeans	Sojabone/ Soybeans	Sonneblom/ Sunflower	Sonneblom/ Sunflower	Canola	Grondbone/ Groundnuts	Grondbone/ Groundnuts	ITEM	
		VSA/ USA Golf/Gulf	Argentynse/ Argentine Up River	Brazilië/ Brazil Paranagua	EU Franse/ French Bordeaux	Swart See / Black Sea	Kanadese/ Canadian Vancouver	Argentynse/ Argentine Raw Runners 40/50	VSA/ USA Raw Runners 40/50		
Internasionale VAB pryse	a	\$/t 662.00	\$/t 654.00	\$/t 660.00	\$/t 1067.00	\$/t 705.00 *	\$/t 962.00	\$/t 1360.00 i	\$/t 1435.00 i	International FOB prices	
Vraggeld	b	65.00	66.00	56.00	59.00	72.00	74.00	110.00	65.00	Freight Rates	
Assuransie (0.3% van VAB)		1.99	1.96	1.98	3.20	2.12	2.89	4.08	4.31	Insurance (0.3% of FOB)	
1 KOSTE, ASSURANSIE EN VRAG (KAV) \$/T Omskakel na R/t R/\$ Wisselkoers op: 2022/03/29	c	728.99	721.96	717.98	1129.20	779.12	1038.89	1474.08	1504.31	1 COST, INSURANCE AND FREIGHT (CIF) \$/T Converted to R/t R/\$ Exchange rate on: 2022/03/29	
2 KOSTE, ASSURANSIE EN VRAG (KAV) R/t		14.6888 R/t 10707.99	14.6888 R/t 10604.73	14.6888 R/t 10546.26	14.6888 R/t 16586.59	14.6888	14.6888 R/t 15260.05	14.6888 R/t 21652.47	14.6888 R/t 22096.51	2 COST, INSURANCE AND FREIGHT (CIF) R/t	
Finansieringskoste	d	68.21	67.55	67.18	105.65	72.90	97.20	137.92	140.75	Financing cost	
3 KOSTE, ASSURANSIE, VRAG EN FINANSIERING R/t		10776.20	10672.28	10613.44	16692.24	11517.24	15357.25	21790.39	22237.26	3 COST, INSURANCE, FREIGHT AND FINANCING R/t	
Aflaaiikoste: Durban	e, f	204.95	204.95	204.95	219.95	219.95	204.95	612.23	612.23	Discharging cost: Durban	
Invoertarif:	g	777.92	768.52	775.57	0.00	0.00	1413.06	1997.68	2107.84	Import Tariff:	
4 VRY OP SPOOR (VOS) R/t Durban		11759.07	11645.75	11593.96	16912.19	11737.19	16975.26	24400.30	24957.33	4 FREE ON RAIL (FOR) R/t Durban	
Spoorvragkoste	h									Railage cost	
- Durban na Randfontein		239.70	239.70	239.70	239.70	239.70	239.70	-	-	- Durban to Randfontein	
5 GELEWER: - Durban na Randfontein R/ton		11998.77	11885.45	11833.66	17151.89	11976.89	17214.96	-	-	5 DELIVERED: - Durban to Randfontein R/ton	

Notas/Notes:

a Bron van pryse en vraggeld / Source of prices and freight rates : IGC (GMI), Geogalos Peanut World & Oilworld
2022-03-29

Termyn / Term	US\$/ton (VAB/FOB)	Vraggeld/Freight Rate:	US\$/ton
Sojabone/Soybeans: VSA/USA (Golf/Gulf)	Apr 2022 662.00	US Golf / Gulf	65.00
Sojabone/Soybeans: Argentinië/Argentina (Up River)	Mrt/Mar 2022 654.00	Argentinië / Argentina	66.00
Sojabone/Soybeans: Brazilië/Brazil (Paranagua)	Apr 2022 660.00	Brazilië/Brazil (Santos)	56.00
Sonneblom/Sunflower: EU Frankryk/France (Bordeaux)	Mrt/Mar 2022 1067.00	EU (Rouen)	59.00
Sonneblom/Sunflower: Swart See/Black Sea	Mrt/Mar 2022 705.00	Kanada/Canada (St Lawrence)	74.00
Canola: Kanada/Canada (Vancouver)	Apr 2022 962.00	Rusland / Russia (Novorossiysk)	72.00
Grondbone/Groundnuts: Argentinië/Argentina (Raw Runner 40/50)	Apr 2022 1360.00	Grondbone/Groundnuts (ARG)	110.00
Grondbone/Groundnuts: VSA/USA (Runners 40/50)	Apr 2022 1435.00		

b Vraggeld: bereken vir vragte van +/- 20 000 - 30 000t. / Freight rates: calculated for freights of +/- 20 000 - 30 000t.

c Reserwebank / Reservebank

d Finansieringskoste: 30 000t @ KAV @ primakoers vir 30 dae. Bron/Source: SARB 7.75% 2022/03/25
Financing cost: 30 000t @ CIF @ prime rate for 30 days.

e Aflaaiikoste / Discharging costs (R/ton):

	Sojabone/ Soybeans	Sonneblom/ Sunflower	Canola	Grondbone/ Groundnuts
Durban:	204.95	219.95	204.95	612.23

Bron / Source: Mainport Africa Shipping

f Aflaaiikoste / Discharging fees:

Ingesluit: Kaaigelde, hantering, kaaitoesig, agente/dokumentasie, logistiek & opnames (inspeksie van skeepsvrag) / Included: Wharfage, handling, wharf supervision, agent/documentation, logistic & survey (inspection of shipload).

Uitgesluit: Gesondheidsinspeksie-, skeepagentskapfooi, strooktoetsingsfooi vir GMO, opbergingskoste asook BTW en invoerbelasting / Excluded: Health inspection fee, Ship agency fee, strip testing fees for GMO, storage costs as well as VAT and import duty.

N.B: Slegs 'n aanduiding, aangesien koste van opname beding kan word / N.B: Indication only, as cost of survey can be negotiated.

g Invoertarif / Import Tariff:

Sojabone/Soybeans = 8% op VAB / on FOB

Sonneblom/Sunflower = Vry / Free

Canola = 10% op VAB / on FOB

Grondbone/Groundnuts = 10% op VAB / on FOB

h Neem asb. kennis van die verandering in Spoorwet se standaard spoorvrag op 1 April 2021, na R239.70. Geldig tot 30 Sep 2021, daarna 4.1% styging tot 31 Mrt 2022.

Please note the change on 1 April 2021 in Spoorwet's standard railage cost to R239.70. Valid until 30 Sep 2021, thereafter a 4.1% increase until 31 Mar 2022.

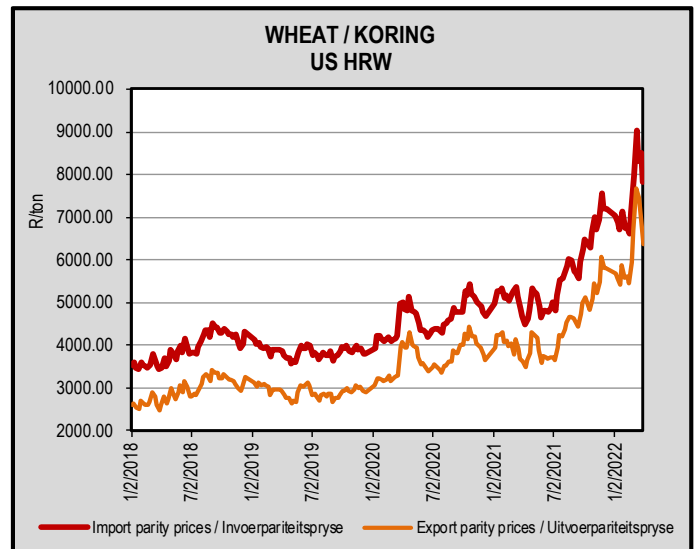
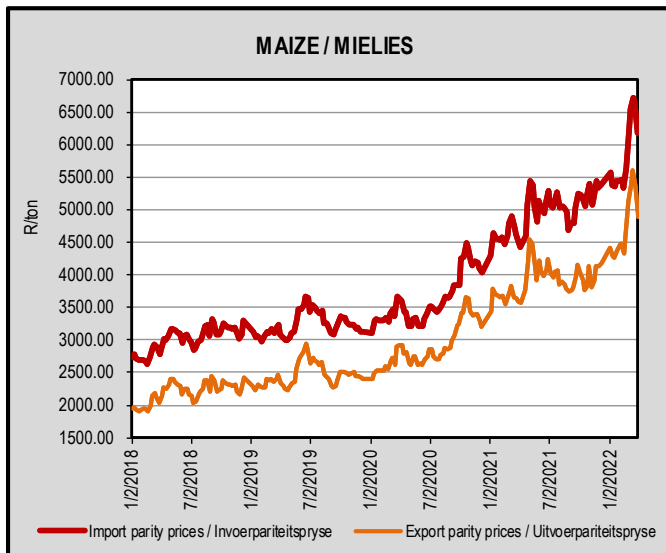
i Kwotasies is k.a.v. pryse. VAB pryse dus berekende pryse (kav minus vraggeld) / Quotes are c.i.f. prices. FOB prices are therefore calculated prices (cif minus freight rates).

* Last price received for Sunflower seed fob Black Sea: 17 February 2022

11. EXPORT PARITY PRICES (b)(c)

11. UITVOERPARITEITSPRYSE (b)(c)

INDICATIVE EXPORT PARITY PRICES AS ON	2022/03/29				AANDUIDENDE UITVOERPARITEITSPRYSE SOOS OP
This is only an example of how an export parity price can be calculated - it can vary according to need	US No3Y Maize/ Mielies Gulf/Golf (b) Apr 2021	US HRW Wheat/Koring Gulf/Golf (b) Apr 2021	US DNS 14% Wheat/Koring PNW (b) Apr 2021	Argentine Raw Runner 40/50 Groundnuts/ Grondbone (f) Apr 2021	Hierdie is slegs 'n voorbeeld van hoe 'n uitvoerpariteitsprys bereken kan word - dit kan varieer volgens behoefte
FOB Gulf value (\$/t)	345.00	457.00	449.00	1360.00	VAB Golfwaarde (\$/t)
Difference in quality and locality of SA ¹ Maize: Plus US\$10 (\$/t) Groundnuts: Less 3,5% of fob value	\$10.00			96,5%	¹ Kwaliteits- en liggingsverskil van SA Mielies: Plus VSA\$10 (\$/t) Grondbone: Min 3,5% van vab waarde
SA fob price (\$/t)	355.00	457.00	449.00	1312.40	SA vab prys (\$/t)
Exchange rate (1\$=): (2022/03/29) ²	14.6888	14.6888	14.6888	14.6888	² Wisselkoers (1\$=): (2022/03/29)
FOB Gulf value (R/t)	5214.52	6712.78	6595.27	19277.58	VAB Golfwaarde (R/t)
Marketing costs:					Bemerkings koste:
Financing (Prime rate 7.75% - 30 days) (R/t)	33.22	42.76	42.01	122.80	Finansieringskoste (Primakoers 7.50% - 30 dae) (R/t)
Railage: ³ Randfontein – Durban harbour	239.70	239.70	239.70	-	³ Spoorvrage: Randfontein – Durbanhawe
Loading costs: (R/t) ⁴ Durban Harbour (Mainly spout method)	211.35	214.95	214.95	580.08	⁴ Oplaaikoste: (R/t) Durbanhawe (Hoofsaaklik tregter metode)
EXPORT REALISATION (R/t): Randfontein	4730.25	6215.37	6098.61	18574.70	UITVOER REALISASIE (R/t): Randfontein
<i>Difference in quality and locality of SA</i> <i>As from 14 June 2012, the discount/rebate will no longer be used to calculate the Reserve Bank</i>			1		<i>Kwaliteits- en liggingsverskil van SA</i> <i>Vanaf 14 Junie 2012 sal die diskonto/premie nie meer gebruik word by die berekening Reserwebank</i>
<i>Railage costs:</i>			3		<i>Spoorvrage koste:</i>
<i>Loading costs, received from Mainport Africa Shipping:</i> <i>Included: Cargo dues, handling, wharf supervision, agency/documentation, logistics &</i>			4		<i>Oplaaikoste, ontvang van Mainport Africa Shipping:</i> <i>Ingesluit: Kaaigelde, hantering, kaatoesig, agente/dokumentasie, logistiek & opnames</i>



12. WEATHER

For local weather, please follow the link below:

<https://www.accuweather.com/en/za/south-africa-weather>

12. WEER

Vir plaaslike weer, volg asseblief die onderstaande skakel:

<https://www.accuweather.com/en/za/south-africa-weather>

Sources / Bronne:

(a) = Safex; (b) = International Grains Council; (c) = SARB;

(d) = CBOT; (e) = KCBT; (f) = Oil World; (g) = Georgalos Peanut World.

* Formula according to ITAC (International Trade Administration Commission of South Africa)/
Formule volgens ITAC (International Trade Administration Commission of South Africa)

Bernard Schultz

General Manager / Hoofbestuurder

Indemnity/Vrywaring: Although everything has been done to ensure the accuracy of the information, neither SAGIS nor any of its directors or employees takes any responsibility for actions or losses that might occur as a result of the usage of this information. / Alhoewel alles gedoen is om te verseker dat die inligting korrek is, aanvaar nie SAGIS of enige van sy direkteure of werknemers verantwoordelikheid vir enige aksies of verliese as gevolg van die inligting wat gebruik is nie.