

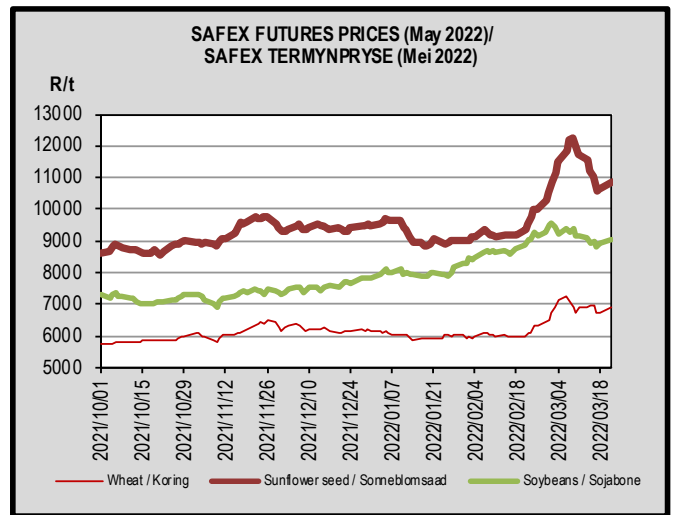
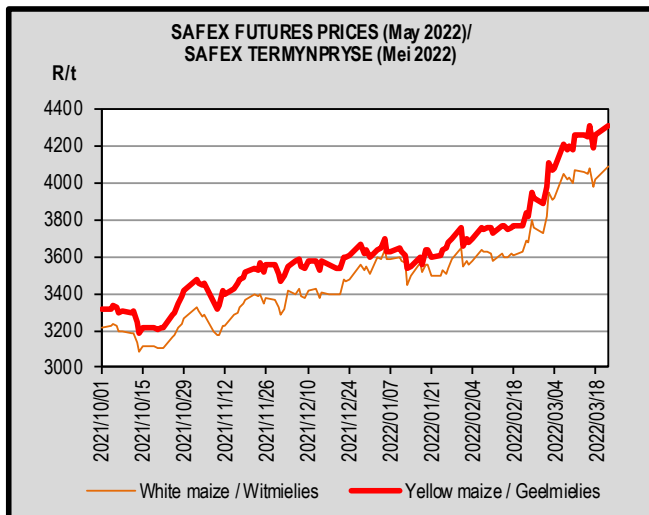
SAGIS WEEKLY BULLETIN / SAGIS WEEKLIKSE BULLETIN

1. PRODUCER DELIVERIES:	1. PRODUSENTELEWERINGS:
http://www.sagis.org.za/weekly_prod_deliveries.html	
2. IMPORTS, EXPORTS & MAIZE INTENTIONS:	2. INVOERE, UITVOERE & MIELIE INTENSIES:
http://www.sagis.org.za/weekly_imp-exp.html	

3. DOMESTIC PRICES PER SAFEX (R/t)(a)

3. PLAASLIKE PRYSE VOLGENS SAFEX (R/t)(a)

Commodity	Future Prices / Termynpryse (2022/03/22) R/ton					Kommoditeit
	Mar-22	May-22	Jul-22	Sep-22	Dec-22	
White maize	4 048.00	4 086.00	4 124.00	4 171.00	4 262.00	Witmielies
Yellow maize	4 278.00	4 312.00	4 333.00	4 378.00	4 433.00	Geelmielies
Wheat	6 968.00	6 912.00	6 904.00	6 701.00	6 369.00	Koring
Sunflower	11 450.00	10 888.00	11 034.00	11 148.00	11 256.00	Sonneblom
Soybeans	9 716.00	9 043.00	9 135.00	9 190.00	9 290.00	Sojabone



4. IMPORT TARIFF ON MAIZE & WHEAT (b)(c)

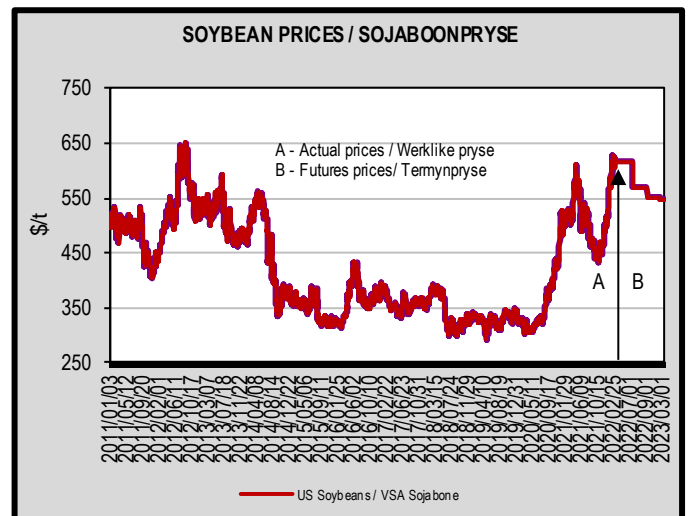
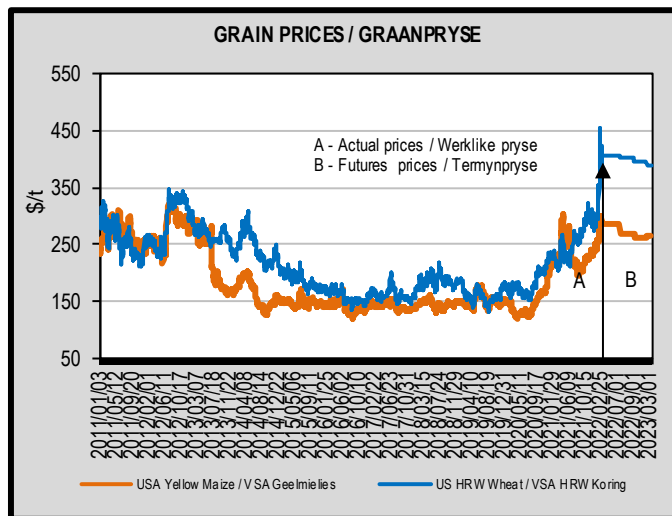
4. INVOERTARIEF OP MIELIES & KORING (b)(c)*

http://www.sagis.org.za/import_tariffs.html

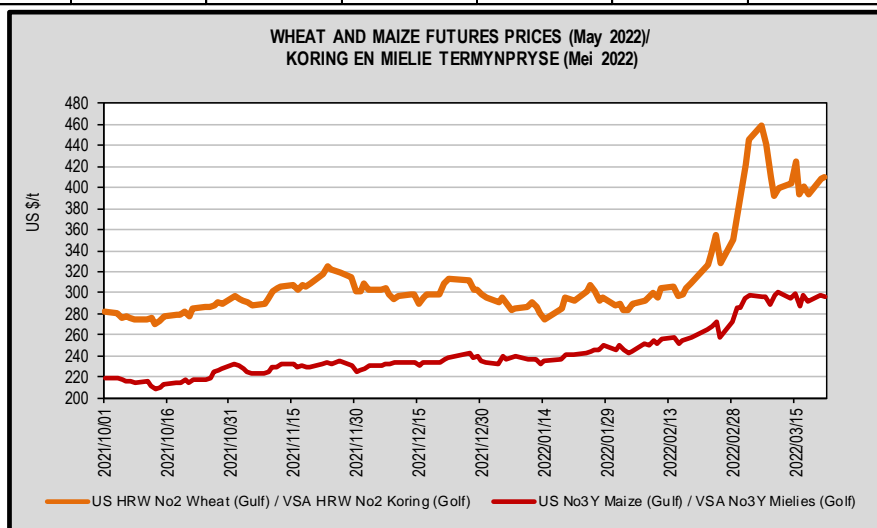
5. PRICES – INTERNATIONAL (US\$/t)

5. PRYSE - INTERNASIONAAL (VSA\$/t)

FOB (US\$/t)	Export Quotations/ Uitvoerkwotasie (b)(f)(g)				VAB (VSA\$/t)
	2022/03/22	2022/03/15	2022/03/08	2022/03/01	
US No 2 HRW Wheat (Gulf)	493.00	504.00	520.00	455.00	VSA No 2 HRW Koring (Golf)
US DNS Wheat 14% PNW	469.00	470.00	485.00	459.00	VSA DNS Koring 14% PNW
Argentine Wheat (Up River)	401.00	416.00	425.00	420.00	Argentynse Koring (Up River)
EC (France) Wheat (grade 1)	448.00	449.00	447.00	394.00	EU (Frankryk) Koring (graad 1)
EC (Germany) B Quality Wheat	463.00	460.00	457.00	407.00	EU (Duitsland) B Kwaliteit Koring
Russia Milling 12.5%	430.00	440.00	n/a	365.00	Swart See Maalkoring
US No 3Y Maize (Gulf)	367.00	373.00	359.00	342.00	VSA No3Y Mielies (Golf)
Argentine Maize (Up River)	331.00	351.00	351.00	322.00	Argentynse Mielies (Up River)
US Sorghum (Gulf)	415.00	413.00	385.00	380.00	VSA Sorghum (Golf)
Argentine Sorghum (Up River)	297.00	297.00	268.00	268.00	Argentynse Sorghum (Up River)
US Soybeans (Gulf)	686.00	676.00	669.00	673.00	VSA Sojabone (Gulf)
Argentine Soybeans (Up River)	690.00	700.00	704.00	700.00	Argentynse Sojabone (Up River)
Canadian Canola	974.00	931.00	921.00	917.00	Kanadese Canola
Argentine Groundnuts Runners 40/50	1364.00	1395.00	1395.00	1395.00	Argentynse Grondbone 40/50 Runners
US Groundnuts Runners 40/50 shelled	1439.00	1445.00	1447.00	1452.00	VSA Grondbone 40/50 Runners uitgedop
Australian Malting Barley (Commander Malt)	362.00	349.00	336.00	314.00	Australiese Moutgars (Commander Mout)



Futures prices (US\$/t) / Termynpryse (VSA\$/t) (d)(e) (2022/03/22)							
Commodity	May-22	Jul-22	Sep-22	Dec-22	Mar-23	May-23	Kommoditeit
US No3 Yellow maize	296.44	287.23	269.75	263.77	264.00	264.24	VSA No3 Geelmielies
US No2 HRW wheat	410.20	407.70	402.19	397.05	388.45	367.95	VSA No2 HRW koring
US Soybeans	623.32	616.78	569.31	n/a	533.37	529.62	VSA Sojabone



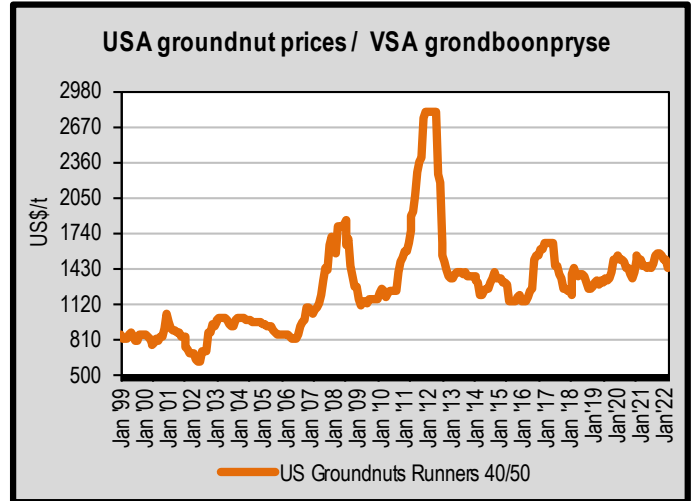
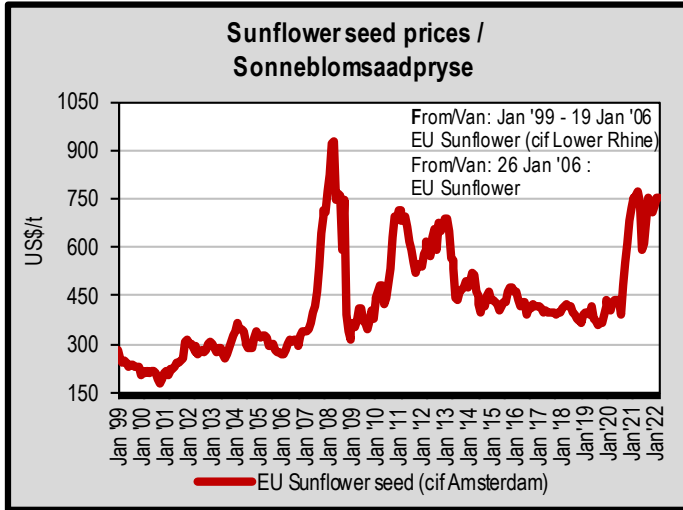
6. LOWEST REPRESENTATIVE ASKING PRICES
(US\$/t)(f)(g)(Prices of previous week)

6. LAAGSTE VERTEENWOORDIGENDE PRYSE GEVRA
(Pryse van vorige week)(VSA\$/t)(f)(g)

US\$/t	2022/03/17	2022/03/10	Change/ Verandering	VSA\$/t
Soybeans, USA, c.i.f. Rotterdam	713	735	-3.0%	Sojabone, VSA, k.a.v. Rotterdam
Groundnuts, USA Runners 40/50*	1500	1500	0.0%	Grondbone, VSA Runners 40/50*
Groundnuts, Argentine Runners 40/50*	1425	1475	-3.4%	Grondbone, Argentynse Runners 40/50*
Sunflower seed, EU c.i.f. Amsterdam	n/a	n/a	n/a	Sonneblomsaad, EU k.a.v. Amsterdam
Sunflower seed, fob Black Sea	n/a	n/a <td n/a	Sonneblomsaad, Swart See	
Sunflower-oil, EU (fob) N.W. Europe	n/a	3000	n/a	Sonneblom-olie, EU (vab) N.W. Eur.
Rapeseed, Europe, 00, c.i.f. Hamburg	1028	965	6.5%	Raapsaad, Europa, 00, k.a.v. Hamburg

* Shelled, c.i.f. Rotterdam

* Uitgedop k a v Rotterdam



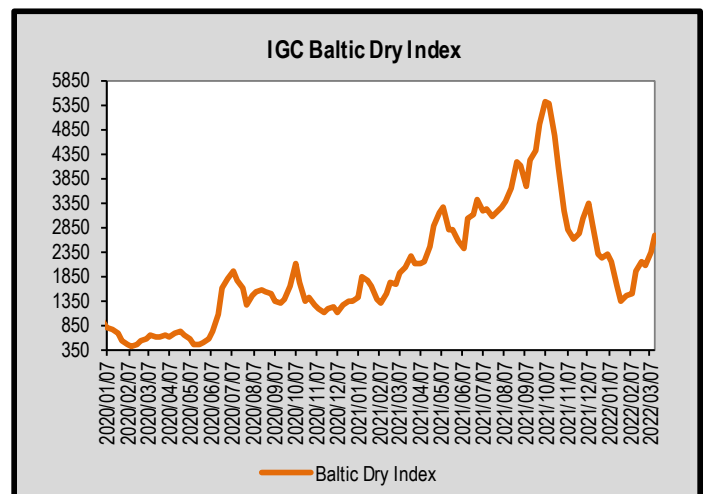
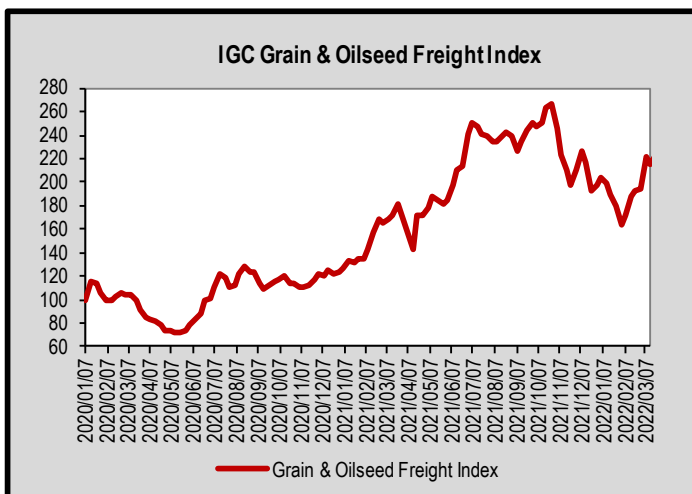
7. IGC FREIGHT INDICES (b) *

7. IGC VRAG INDEKSE (b)*

IGC FREIGHT INDICES / IGC VRAG INDEKSE							
	2022/02/15	2022/02/22	2022/03/01	2022/03/08	2022/03/15	2022/03/22	
Baltic Dry Index	1968	2148	2069	2352	2689	2546	Baltiese Droë Indeks
Grain & Oilseeds Freight Index*	188	193	195	221	215	224	Graan & Oliesade Vrag Indeks*

* IGC's Grain & Oilseeds Freight Index (GOFI) - covers 68 routes. The first week of January 2013 is taken as the index base of 100.

* IGC se Graan & Oliesade Vrag Indeks (GOVI) - verteenwoordig 68 roetes. Die eerste week van Januarie 2013 word gebruik as die indeks basis van 100.



8. IMPORT PARITY PRICES – SUMMER GRAINS (b)(c)

8. INVOERPARITEITPRYSE - SOMERGRANE (b)(c)

INVOERPARITEITPRYSE VAN SOMERGRANE (BTW UITGESLT) SOOS OP			2022/03/22		IMPORT PARITY PRICES OF SUMMER GRAINS (VAT EXCL) AS ON		
ITEM	Nota/ Note	Mielies/Maize	Mielies/Maize	Sorghum	Sorghum	Sorghum	ITEM
		VSA/ USA Golf/Gulf (no.3Y)	Argentynse/ Argentine Up River	VSA/ USA Golf/Gulf	Argentynse/ Argentine Up River	Australiese/ Australian Brisbane	
Internasionale VAB pryse	a	367.00	331.00	415.00	297.00	279.00	International FOB prices
Vraggeld	b	61.00	60.00	61.00	60.00	70.00	Freight Rates
Assuransie (0.3% van VAB)		1.10	0.99	1.25	0.89	0.84	Insurance (0.3% of FOB)
1 KOSTE, ASSURANSIE EN VRAG (KAV) \$/T		429.10	391.99	477.25	357.89	349.84	1 COST, INSURANCE AND FREIGHT (CIF) \$/T
<i>Omskakel na R/t</i>							<i>Converted to R/t</i>
R/\$ Wisselkoers op: 2022/03/22		14.8844	14.8844	14.8844	14.8844	14.8844	R/\$ Exchange rate on: 2022/03/22
2 KOSTE, ASSURANSIE EN VRAG (KAV) R/t		6386.90	5834.54	7103.58	5326.98	5207.16	2 COST, INSURANCE AND FREIGHT (CIF) R/t
Finansieringskoste	d	39.37	35.97	43.79	32.84	32.10	Financing cost
3 KOSTE, ASSURANSIE, VRAG EN FINANSIERING R/t		6426.27	5870.51	7147.37	5359.82	5239.26	3 COST, INSURANCE, FREIGHT AND FINANCING R/t
Aflaaiikoste:	e, f						Discharging cost:
- Kaapstad		216.77	216.77	n/a	n/a	n/a	- Cape Town
- Durban		204.95	204.95	204.95	204.95	204.95	- Durban
Invoertarif	g	0.00	0.00	185.31	132.62	124.58	Import Tariff
4 VRY OP SPOOR (VOS) R/t							4 FREE ON RAIL (FOR) R/t
- Kaapstad		6643.04	6087.28	n/a	n/a	n/a	- Cape Town
- Durban		6631.22	6075.46	7332.68	5492.44	5363.84	- Durban
Spoorvragkoste	h						Railage cost
- Durban na Randfontein		239.70	239.70	239.70	239.70	239.70	- Durban to Randfontein
5 GELEWER:							5 DELIVERED:
- Durban na Randfontein R/ton		6870.92	6315.16	7572.38	5732.14	5603.54	- Durban to Randfontein R/ton

Notas/Notes:

a Bron van pryse en vraggeld : IGC GMI
Source of prices and freight rates: IGC GMI

2022/03/22

Termyn / Term	US\$/ton (VAB/FOB)	Vraggeld/Freight Rate:	US\$/ton
Apr 2022	367.00	US Golf / Gulf	61.00
Mrt/Mar 2022	331.00	Argentinië / Argentina	60.00
Apr 2022	415.00	Australië/Australia (Fremantle)	70.00
Mrt/Mar 2022	297.00		
Mrt/Mar 2022	279.00		

b Vraggeld: bereken vir vragte van +/- 20 000 - 30 000t. / Freight rates: calculated for freights of +/- 20 000 - 30 000t.

c Reserwebank / Reserve Bank

d Finansieringskoste: 30 000t @ KAV @ primakoers vir 30 dae. Bron/Source: SARB 7.50% 2022/01/28
Financing cost: 30 000t @ CIF @ prime rate for 30 days.

	Mielies/Maize:	Sorghum
Kaapstad / Cape Town:	216.77	n/a
Durban:	204.95	204.95

e Aflaaiikoste / Discharging costs (R/ton):

Bron / Source: Mainport Africa Shipping

f Ingesluit: Kaaigelde, hantering, kaaitoetsing, agente/dokumentasie, logistiek & opnames (inspeksie van skeepsvrag) / Included: Wharfage, handling, wharf supervision, agent/documentation, logistic & survey (inspection of shipload).

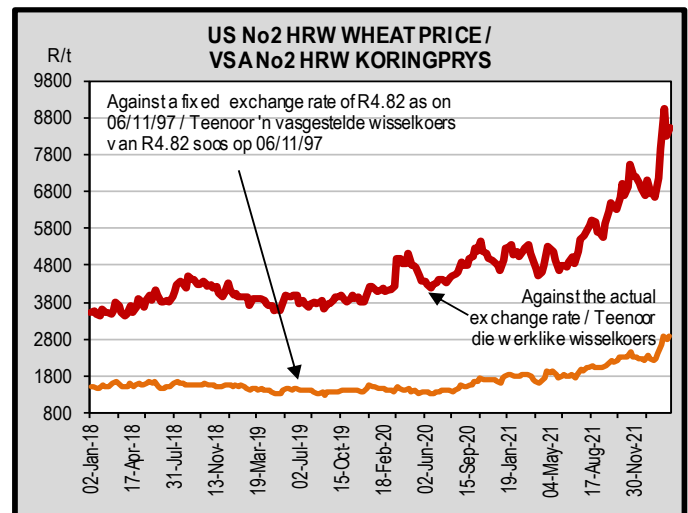
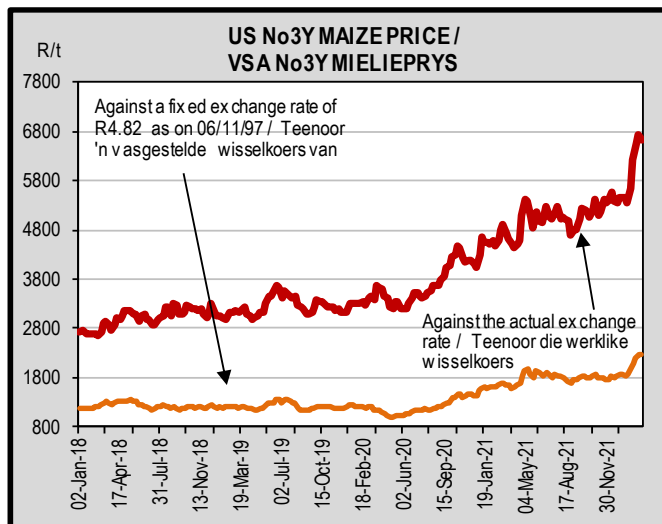
Uitgesluit: Gesondheidsinspeksie-, skeepagentskapfooi, strooktoetsingsfooi vir GMO, obergingskoste asook BTW en invoerbelasting / Excluded: Health inspection fee, Ship agency fee, strip testing fees for GMO, storage costs as well as VAT and import duty.

N.B: Slegs 'n aanduiding, aangesien koste van opname beding kan word / N.B: Indication only, as cost of survey can be negotiated.

g Invoertarif / Import Tariff:

Mielies/Maize = Vry / Free
Sorghum = 3% op VAB / on FOB

h Neem asb. kennis van die verandering in Spoornet se standaard spoorvrag op 1 April 2021, na R239.70. Geldig tot 30 Sep 2021, daarna 4.1% styging tot 31 Mrt 2022.
Please note the change in Spoornet's standard railage cost on 1 April 2021 to R239.70. Valid until 30 Sep 2021, thereafter 4.1% increase until 31 Mar 2022.



9. IMPORT PARITY PRICES – WINTER CEREALS (b)(c)

9. INVOERPARITEITPRYSSE - WINTERGRANE (b)(c)

INVOERPARITEITPRYSSE VAN WINTERGRANE (BTW UITGESLT) SOOS OP		2022/03/22				IMPORT PARITY PRICES OF WINTER CEREALS (VAT EXCL) AS ON		
ITEM	Nota/ Note	Koring/Wheat	Koring/Wheat	Koring/Wheat	Koring/Wheat	Koring/Wheat	Gars/Barley	ITEM
		VSA/ USA Golf/Gulf HRW \$/t	VSA/ USA PNW DNS \$/t	Argentynse/ Argentine Up River Trigo Pan \$/t	EU Duitsland/ Germany Hamburg B kwaliteit/ quality \$/t	Russies/ Russian Black Sea 12.50% \$/t	Australiese/ Australian Adelaide Mout/Malting \$/t	
Internasionale VAB pryse	a	493.00	469.00	401.00	463.00	430.00 *	362.00	International FOB prices
Vraggeld	b	61.00	61.00	60.00	54.00	68.00	71.00	Freight Rates
Assuransie (0.3% van VAB)		1.48	1.41	1.20	1.39	1.29	1.09	Insurance (0.3% of FOB)
1 KOSTE, ASSURANSIE EN VRAG (KAV) \$/T		555.48	531.41	462.20	518.39	499.29	434.09	1 COST, INSURANCE AND FREIGHT (CIF) \$/T
<i>Omskakel na R/t</i>								<i>Converted to R/t</i>
R/\$ Wisselkoers op: 2022/03/22	c	14.8844	14.8844	14.8844	14.8844	14.8844	14.8844	R/\$ Exchange rate on: 2022/03/22
2 KOSTE, ASSURANSIE EN VRAG (KAV) R/t		8267.99	7909.72	6879.57	7715.92	7431.63	6461.17	2 COST, INSURANCE AND FREIGHT (CIF) R/t
Finansieringskoste	d	50.97	48.76	42.41	47.56	45.81	39.83	Financing cost
3 KOSTE, ASSURANSIE, VRAG EN FINANSIERING R/t		8318.96	7958.48	6921.98	7763.48	7477.44	6501.00	3 COST, INSURANCE, FREIGHT AND FINANCING R/t
Aflaai-koste	e, f							Discharging cost
3.1 Kaapstad (Hoofsaaklik kaaihyskraan metode)		216.77	216.77	216.77	216.77	216.77	216.77	3.1 Cape Town (Mainly shore cranes method)
3.2 Durban (Hoofsaaklik suig-in-silo metode)		204.95	204.95	204.95	204.95	204.95	204.95	3.2 Durban (Mainly suction into silo method)
Invoertarif	g	0.00	0.00	0.00	0.00	0.00	0.00	Import Tariff
4 VRY OP SPOOR (VOS) R/t								4 FREE ON RAIL (FOR) R/t
4.1 Kaapstadhawe		8535.73	8175.25	7138.75	7980.25	7694.21	6717.77	4.1 Cape Town Harbour
4.2 Durbanhawe		8523.91	8163.43	7126.93	7968.43	7682.39	6705.95	4.2 Durban Harbour
Spoorvragkoste	h							Railage cost
- Kaapstad na Paarl		96.81	96.81	96.81	96.81	96.81	n/a	- Cape Town to Paarl
- Durban na Randfontein		239.70	239.70	239.70	239.70	239.70	239.70	- Durban to Randfontein
5 GELEWER:								5 DELIVERED:
- Kaapstad na Paarl R/ton		8632.54	8272.06	7235.56	8077.06	7791.02	n/a	- Cape Town to Paarl R/ton
- Durban na Randfontein R/ton		8763.61	8403.13	7366.63	8208.13	7922.09	6945.65	- Durban to Randfontein R/ton

Notas/Notes:

2022/03/22

a Bron van pryse en vraggeld : IGC GMI
Source of prices and freight rates: IGC GMI

Koring/Wheat: HRW No 2 (Hard Red Winter) Golf / Gulf
Koring/Wheat: DNS 14% No 2 (Dark Northern Spring) PNW
Koring/Wheat: Argentinië / Argentine (Up River) Trigo Pan
Koring/Wheat: EU (Duitsland / Germany) B kwaliteit / quality
Koring/Wheat: Russian Milling 12.5%
Gars/Barley: Australiese moutgars/Australian malting barley (Adelaide)

Termyn / Term	VAB/FOB		Vraggeld / Freight Rate:	Gars/Barley = US\$ + 1
	US\$/ton	US\$/ton		
Apr 2022	493.00	VSA/USA (Golf / Gulf)	61.00	
Apr 2022	469.00	Argentinië / Argentina (Upriver)	60.00	
Mrt/Mar 2022	401.00	EU (Rouen)	54.00	55.00
Mrt/Mar 2022	463.00	Australië / Australia (Kwinana)	70.00	71.00
Apr 2022	430.00	Rusland/Russia (Novorossiysk)	68.00	
Mrt/Mar 2022	362.00			

b Vraggeld: bereken vir vragte van +/- 20 000 - 30 000t. / Freight rates: calculated for freights of +/- 20 000 - 30 000t.

c Reserwebank / Reserve Bank

d Finansieringskoste: 30 000t @ KAV @ primakoers vir 30 dae. Bron/Source: SARB 7.50% 2022/01/28
Financing cost: 30 000t @ CIF @ prime rate for 30 days.

e Aflaai-koste / Discharging cost (R/ton):
Bron / Source: Mainport Africa Shipping

	Koring/Wheat	Gars/Barley:
Kaapstad /	216.77	216.77
Durban:	204.95	204.95

f Ingesluit: Kaaigelde, hantering, kaaitoesig, agente/dokumentasie, logistiek & opnames (inspeksie van skeepsvrag).
Included: Wharfage, handling, wharf supervision, agent/documentation, logistic & survey (inspection of shipload).
Uitgesluit: Gesondheidsinspeksie-, skeepagentskapfooi, strooktoetsingsfooi vir GMO, opbergingskoste asook BTW en invoerbelasting.
Excluded: Health inspection fee, Ship agency fee, strip testing fees for GMO, storage costs as well as VAT and import duty.
N.B: Slegs 'n aanduiding, aangesien koste van opname beding kan word / N.B: Indication only, as cost of survey can be negotiated.

g Invoertarif / Import Tariff:
Koring/Wheat = Vry/Free
Gars/Barley = Vry/Free

h Neem asb. kennis van verandering in Spoornet se standaard spoorvrag op 1 April 2021 soos volg:
Kaapstad na Paarl R96.81 en Durban na Randfontein R239.70. Geldig tot 30 Sep 2021, daarna 4.1% styging tot 31 Mrt 2022.
Please note the change on 1 April 2021, in Spoornet's standard railage cost as follows:
Cape Town to Paarl R96.81 and Durban to Randfontein R239.70. Valid until 30 Sep 2021, thereafter 4.1% increase until 31 Mar 2022.
* Last price received for Russia Milling 12.5%: 1 March 2022

10. IMPORT PARITY PRICES – OIL SEEDS (b)(c)(f)(g)

10. INVOERPARITEITPRYSE - OLIESADE (b)(c)(f)(g)

INVOERPARITEITPRYSE VAN OLIESADE (BTW UITGESLT) SOOS OP		2022/03/22							IMPORT PARITY PRICES OF OIL SEEDS (VAT EXCL) AS ON	
ITEM	Nota/Note	Sojabone/ Soybeans	Sojabone/ Soybeans	Sojabone/ Soybeans	Sonneblom/ Sunflower	Sonneblom/ Sunflower	Canola	Grondbone/ Groundnuts	Grondbone/ Groundnuts	ITEM
		VSA/ USA Golf/Gulf	Argentynse/ Argentine Up River	Brazilië/ Brazil Paranagua	EU Franse/ French Bordeaux	Swart See / Black Sea	Kanadese/ Canadian Vancouver	Argentynse/ Argentine Raw Runners 40/50	VSA/ USA Raw Runners 40/50	
Internasionale VAB pryse	a	\$/t 686.00	\$/t 690.00	\$/t 686.00	\$/t 1125.00	\$/t 705.00 *	\$/t 974.00	\$/t 1364.00 i	\$/t 1439.00 i	International FOB prices
Vraggeld	b	61.00	60.00	50.00	54.00	68.00	68.00	110.00	61.00	Freight Rates
Assuransie (0.3% van VAB)		2.06	2.07	2.06	3.38	2.12	2.92	4.09	4.32	Insurance (0.3% of FOB)
1 KOSTE, ASSURANSIE EN VRAG (KAV) \$/t Omskakel na R/t R/\$ Wisselkoers op: 2022/03/22		749.06	752.07	738.06	1182.38	775.12	1044.92	1478.09	1504.32	1 COST, INSURANCE AND FREIGHT (CIF) \$/t Converted to R/t R/\$ Exchange rate on: 2022/03/22
2 KOSTE, ASSURANSIE EN VRAG (KAV) R/t	c	14.8844 R/t 11149.31	14.8844 R/t 11194.11	14.8844 R/t 10985.58	14.8844 R/t 17599.02	14.8844	14.8844 R/t 15553.01	14.8844 R/t 22000.48	14.8844 R/t 22390.90	2 COST, INSURANCE AND FREIGHT (CIF) R/t
3 KOSTE, ASSURANSIE, VRAG EN FINANSIERING R/t	d	68.73 11218.04	69.00 11263.11	67.72 11053.30	108.49 17707.51	71.12 11608.32	95.87 15648.88	135.62 22136.10	138.03 22528.93	3 COST, INSURANCE, FREIGHT AND FINANCING R/t
4 VRY OP SPOOR (VOS) R/t Durban	e, f g	204.95 816.86	204.95 821.62	204.95 816.86	219.95 0.00	219.95 0.00	204.95 1449.74	612.23 2030.23	612.23 2141.87	4 FREE ON RAIL (FOR) R/t Durban
5 GELEWER: - Durban na Randfontein R/ton	h	239.70	239.70	239.70	239.70	239.70	239.70	-	-	5 DELIVERED: - Durban to Randfontein R/ton
Totals		12479.55	12529.38	12314.81	18167.16	12067.97	17543.27	-	-	

Notas/Notes:

a Bron van pryse en vraggeld / Source of prices and freight rates : IGC (GMI), Geogalos Peanut World & Oilworld 2022/03/22

Termyn / Term	US\$/ton (VAB/FOB)	Vraggeld/Freight Rate:	US\$/ton
Sojabone/Soybeans: VSA/USA (Golf/Gulf)	Apr 2022 686.00	US Golf / Gulf	61.00
Sojabone/Soybeans: Argentinië/Argentina (Up River)	Mrt/Mar 2022 690.00	Argentinië / Argentina	60.00
Sojabone/Soybeans: Brazilië/Brazil (Paranagua)	Apr 2022 686.00	Brazilië/Brazil (Santos)	50.00
Sonneblom/Sunflower: EU Frankryk/France (Bordeaux)	Mrt/Mar 2022 1125.00	EU (Rouen)	54.00
Sonneblom/Sunflower: Swart See/Black Sea	Mrt/Mar 2022 705.00	Kanada/Canada (St Lawrence)	68.00
Canola: Kanada/Canada (Vancouver)	Apr 2022 974.00	Rusland / Russia (Novorossiysk)	68.00
Grondbone/Groundnuts: Argentinië/Argentina (Raw Runner 40/50)	Apr 2022 1364.00	Grondbone/Groundnuts (ARG)	110.00
Grondbone/Groundnuts: VSA/USA (Runners 40/50)	Apr 2022 1439.00		

b Vraggeld: bereken vir vragte van +/- 20 000 - 30 000t. / Freight rates: calculated for freights of +/- 20 000 - 30 000t

c Reserwebank / Reservebank

d Finansieringskoste: 30 000t @ KAV @ primakoers vir 30 dae. Bron/Source: SARB 7.50% 2022/01/28
Financing cost: 30 000t @ CIF @ prime rate for 30 days.

	Sojabone/ Soybeans	Sonneblom/ Sunflower	Canola	Grondbone/ Groundnuts
Durban:	204.95	219.95	204.95	612.23

e Aflaaikoste / Discharging costs (R/ton):
Bron / Source: Mainport Africa Shipping

f Aflaaikoste / Discharging fees:
Ingesluit: Kaai gelde, hantering, kaaitoetsing, agente/dokumentasie, logistiek & opnames (inspeksie van skeepsvrag) /
Included: Wharfage, handling, wharf supervision, agent/documentation, logistic & survey (inspection of shipload).
Uitgesluit: Gesondheidsinspeksie-, skeepagentskapfooi, strooktoetsingsfooi vir GMO, opbergingskoste asook BTW en invoerbelasting /
Excluded: Health inspection fee, Ship agency fee, strip testing fees for GMO, storage costs as well as VAT and import duty.
N.B: Slegs 'n aanduiding, aangesien koste van opname beding kan word / N.B: Indication only, as cost of survey can be negotiated.

g Invoertarif / Import Tariff:
Sojabone/Soybeans = 8% op VAB / on FOB
Sonneblom/Sunflower = Vry / Free
Canola = 10% op VAB / on FOB
Grondbone/Groundnuts = 10% op VAB / on FOB

h Neem asb. kennis van die verandering in Spoorwet se standaard spoorvrag op 1 April 2021, na R239.70. Geldig tot 30 Sep 2021, daarna 4.1% styging tot 31 Mrt 2022.
Please note the change on 1 April 2021 in Spoorwet's standard rail rate to R239.70. Valid until 30 Sep 2021, thereafter a 4.1% increase until 31 Mar 2022.

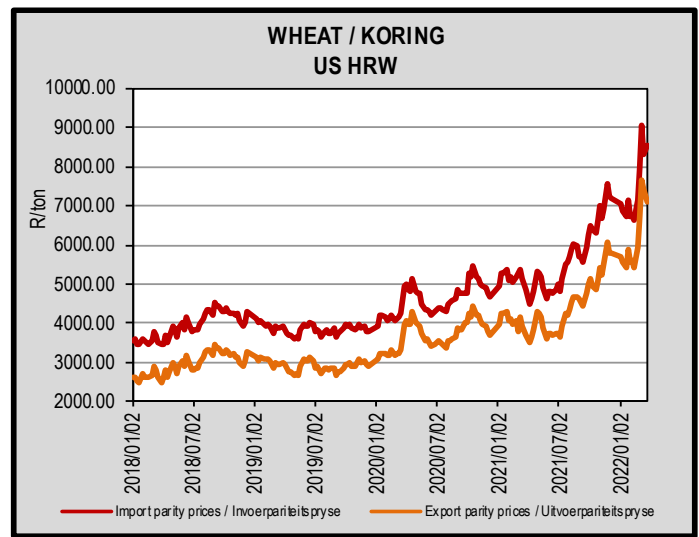
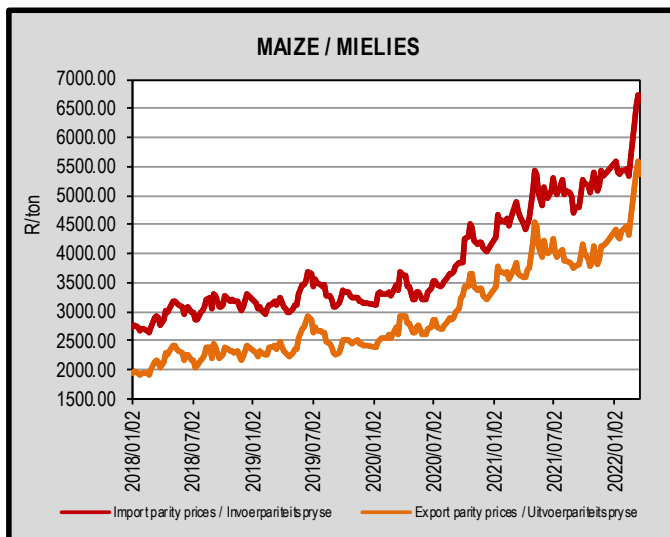
i Kwotasies is k.a.v. pryse. VAB pryse dus berekende pryse (kav minus vraggeld) / Quotes are c.i.f. prices. FOB prices are therefore calculated prices (cif minus freight rates).

* Last price received for Sunflower seed fob Black Sea: 17 February 2022

11. EXPORT PARITY PRICES (b)(c)

11. UITVOERPARITEITPRYSE (b)(c)

INDICATIVE EXPORT PARITY PRICES AS ON	2022/03/22				AANDUIDENDE UITVOERPARITEITSPRYSE SOOS OP
	US No3Y Maize/ Mielies Gulf/Golf (b)	US HRW Wheat/Koring Gulf/Golf (b)	US DNS 14% Wheat/Koring PNW (b)	Argentine Raw Runner 40/50 Groundnuts/ Grondbone (f)	
This is only an example of how an export parity price can be calculated - it can vary according to need	Apr 2021	Apr 2021	Apr 2021	Apr 2021	Hierdie is slegs 'n voorbeeld van hoe 'n uitvoerpariteitsprys bereken kan word - dit kan varieer volgens behoefte
FOB Gulf value (\$/t)	367.00	493.00	469.00	1464.00	VAB Golfwaarde (\$/t)
Difference in quality and locality of SA ¹					¹ Kwaliteits- en liggingsverskil van SA
Maize: Plus US\$10 (\$/t)	\$10.00				Mielies: Plus VSA\$10 (\$/t)
Groundnuts: Less 3,5% of fob value				96,5%	Grondbone: Min 3,5% van vab waarde
SA fob price (\$/t)	377.00	493.00	469.00	1412.76	SA vab prys (\$/t)
Exchange rate (1\$=): (2022/03/22) ²	14.8844	14.8844	14.8844	14.8844	² Wisselkoers (1\$=): (2022/03/22)
FOB Gulf value (R/t)	5611.42	7338.01	6980.78	21028.08	VAB Golfwaarde (R/t)
Marketing costs:					Bemerkings koste:
Financing (Prime rate 7.50% - 30 days) (R/t)	34.59	45.23	43.03	129.63	Finansieringskoste (Primakoers 7.50% - 30 dae) (R/t)
Railage: ³					³ Spoorvrag
Randfontein – Durban harbour	239.70	239.70	239.70	-	Randfontein – Durbanhawe
Loading costs: (R/t) ⁴					⁴ Oplaai-koste: (R/t)
Durban Harbour (Mainly spout method)	211.35	214.95	214.95	580.08	Durbanhawe (Hoofsaaklik tregter metode)
EXPORT REALISATION (R/t):					UITVOER REALISASIE (R/t):
Randfontein	5125.78	6838.13	6483.10	20318.37	Randfontein
<i>Difference in quality and locality of SA</i>					<i>Kwaliteits- en liggingsverskil van SA</i>
<i>As from 14 June 2012, the discount/rebate will no longer be used to calculate Reserve Bank</i>					<i>Vanaf 14 Junie 2012 sal die diskonto/premie nie meer gebruik word by die Reserwebank</i>
<i>Railage costs:</i>					<i>Spoorvrag koste:</i>
<i>Loading costs, received from Mainport Africa Shipping:</i>					<i>Oplaai-koste, ontvang van Mainport Africa Shipping:</i>
<i>Included: Cargo dues, handling, wharf supervision, agency/documentation,</i>					<i>Ingesluit: Kaai-gelde, hantering, kaaitoesig, agente/dokumentasie, logistiek &</i>



12. WEATHER

For local weather, please follow the link below:

<https://www.accuweather.com/en/za/south-africa-weather>

12. WEER

Vir plaaslike weer, volg asseblief die onderstaande skakel:

<https://www.accuweather.com/en/za/south-africa-weather>

Sources / Bronne:

(a) = Safex; (b) = International Grains Council; (c) = SARB;

(d) = CBOT; (e) = KCBT; (f) = Oil World; (g) = Geogallos Peanut World.

* Formula according to ITAC (International Trade Administration Commission of South Africa)/
Formule volgens ITAC (International Trade Administration Commission of South Africa)

Bernard Schultz

General Manager / Hoofbestuurder

Indemnity/Vrywaring: Although everything has been done to ensure the accuracy of the information, neither SAGIS nor any of its directors or employees takes any responsibility for actions or losses that might occur as a result of the usage of this information. / Alhoewel alles gedoen is om te verseker dat die inligting korrek is, aanvaar nie SAGIS of enige van sy direkteure of werknemers verantwoordelikheid vir enige aksies of verliese as gevolg van die inligting wat gebruik is nie.