

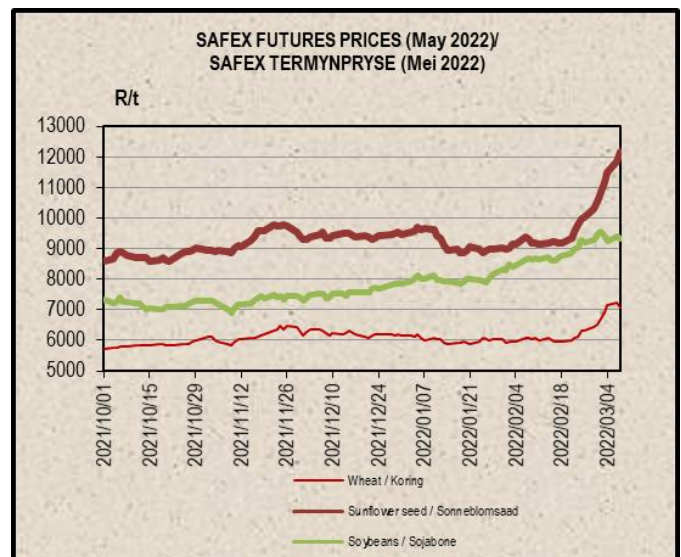
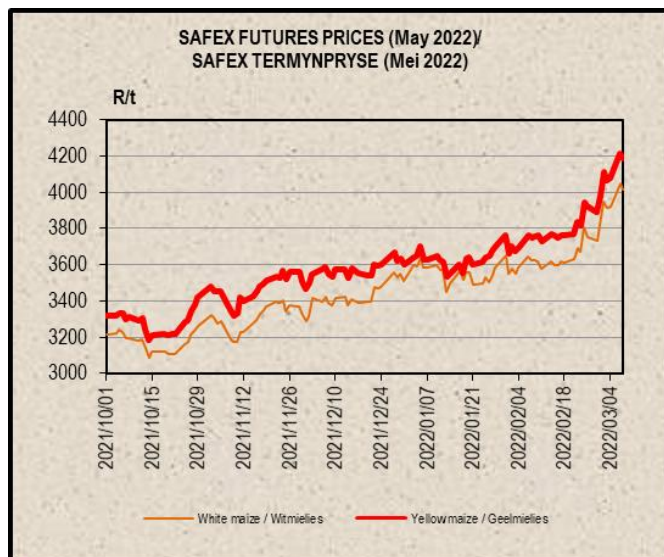
SAGIS WEEKLY BULLETIN / SAGIS WEEKLIKSE BULLETIN

1. PRODUCER DELIVERIES:	1. PRODUSENTELEWERINGS:
http://www.sagis.org.za/weekly_prod_deliveries.html	
2. IMPORTS, EXPORTS & MAIZE INTENTIONS:	2. INVOERE, UITVOERE & MIELIE INTENSIES:
http://www.sagis.org.za/weekly_imp-exp.html	

3. DOMESTIC PRICES PER SAFEX (R/t)(a)

3. PLAASLIKE PRYSE VOLGENS SAFEX (R/t)(a)

Commodity	Future Prices / Termynpryse (2022/03/08) R/ton					Kommoditeit
	Mar-22	May-22	Jul-22	Sep-22	Dec-22	
White maize	4 030,00	4 017,00	4 010,00	4 059,00	4 142,00	Witmielies
Yellow maize	4 177,00	4 183,00	4 181,00	4 215,00	4 288,00	Geelmielies
Wheat	7 059,00	7 059,00	7 071,00	6 930,00	6 600,00	Koring
Sunflower	12 824,00	12 167,00	12 240,00	12 295,00	12 340,00	Sonneblom
Soybeans	9 346,00	9 302,00	9 390,00	9 501,00	9 577,00	Sojabone



4. IMPORT TARIFF ON MAIZE & WHEAT (b)(c)

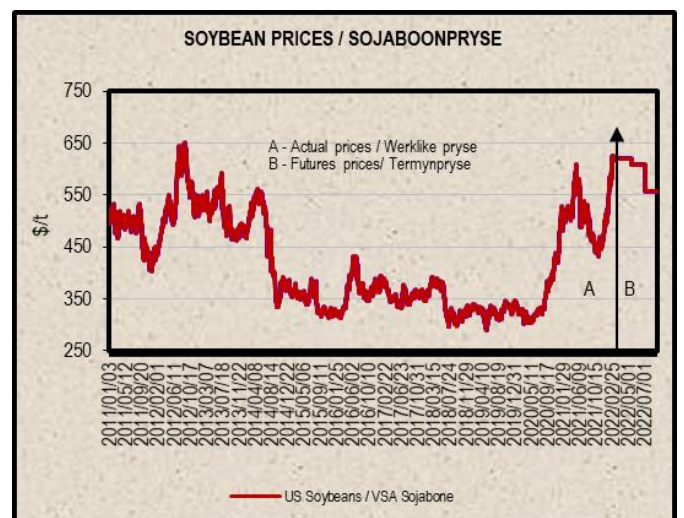
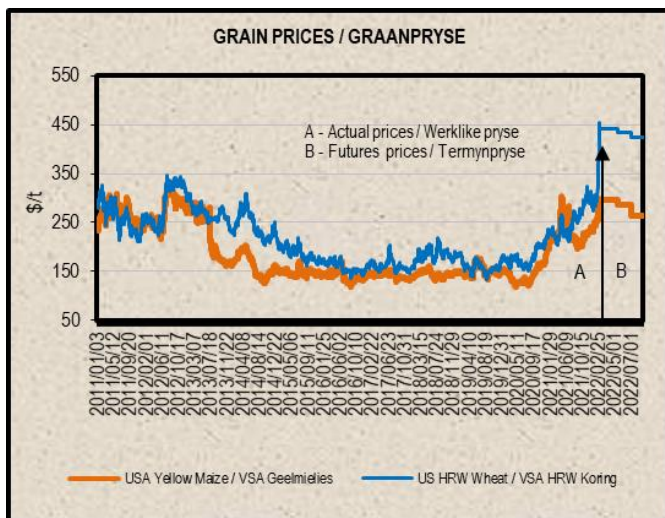
4. INVOERTARIEF OP MIELIES & KORING (b)(c)*

http://www.sagis.org.za/import_tariffs.html

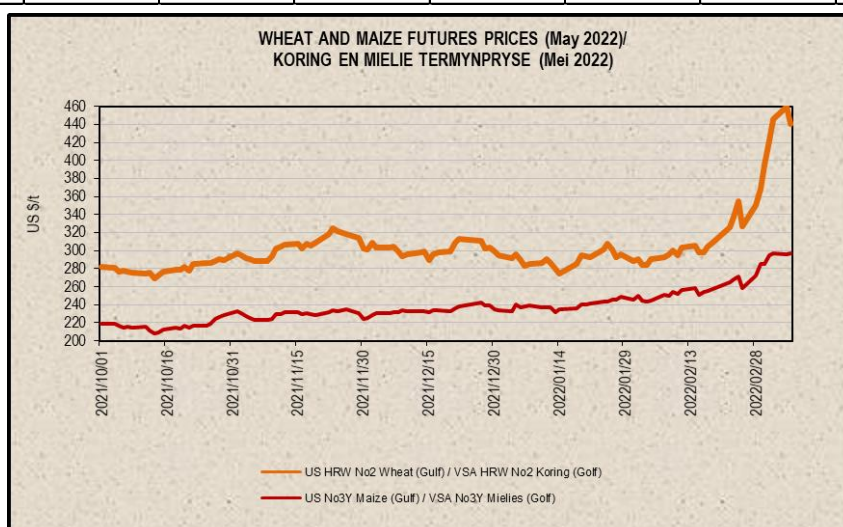
5. PRICES – INTERNATIONAL (US\$/t)

5. PRYSE - INTERNASIONAAL (VSA\$/t)

FOB (US\$/t)	Export Quotations/ Uitvoerkwotasie (b)(f)(g)				VAB (VSA\$/t)
	2022/03/08	2022/03/01	2022/02/22	2022/02/15	
US No 2 HRW Wheat (Gulf)	520,00	455,00	407,00	379,00	VSA No 2 HRW Koring (Golf)
US DNS Wheat 14% PNW	485,00	459,00	435,00	421,00	VSA DNS Koring 14% PNW
Argentine Wheat (Up River)	425,00	420,00	322,00	310,00	Argentynse Koring (Up River)
EC (France) Wheat (grade 1)	447,00	394,00	325,00	313,00	EU (Frankryk) Koring (graad 1)
EC (Germany) B Quality Wheat	457,00	407,00	337,00	324,00	EU (Duitsland) B Kwaliteit Koring
Russia Milling 12.5%	n/a	365,00	316,00	318,00	Swart See Maalkoring
US No 3Y Maize (Gulf)	359,00	342,00	309,00	294,00	VSA No3Y Mielies (Golf)
Argentine Maize (Up River)	351,00	322,00	296,00	288,00	Argentynse Mielies (Up River)
US Sorghum (Gulf)	385,00	380,00	354,00	340,00	VSA Sorghum (Golf)
Argentine Sorghum (Up River)	268,00	268,00	268,00	268,00	Argentynse Sorghum (Up River)
US Soybeans (Gulf)	669,00	673,00	647,00	619,00	VSA Sojabone (Gulf)
Argentine Soybeans (Up River)	704,00	700,00	667,00	634,00	Argentynse Sojabone (Up River)
Canadian Canola	921,00	917,00	873,00	844,00	Kanadese Canola
Argentine Groundnuts Runners 40/50	1395,00	1395,00	1395,00	1420,00	Argentynse Grondbone 40/50 Runners
US Groundnuts Runners 40/50 shelled	1447,00	1452,00	1454,00	1455,00	VSA Grondbone 40/50 Runners uitgedop
Australian Malting Barley (Commander Malt)	336,00	314,00	303,00	299,00	Australiese Moutgars (Commander Mout)



Futures prices (US\$/t) / Termynpryse (VSA\$/t) (d)(e) (2022/03/08)							
Commodity	Mar-22	May-22	Jul-22	Sep-22	Dec-22	Mar-23	Kommoditeit
US No3 Yellow maize	296,99	296,44	285,81	264,95	253,37	251,72	VSA No3 Geelmielies
US No2 HRW wheat	435,78	440,70	432,91	423,43	412,11	394,33	VSA No2 HRW koring
US Soybeans	626,26	620,82	608,33	557,25	n/a	515,88	VSA Sojabone



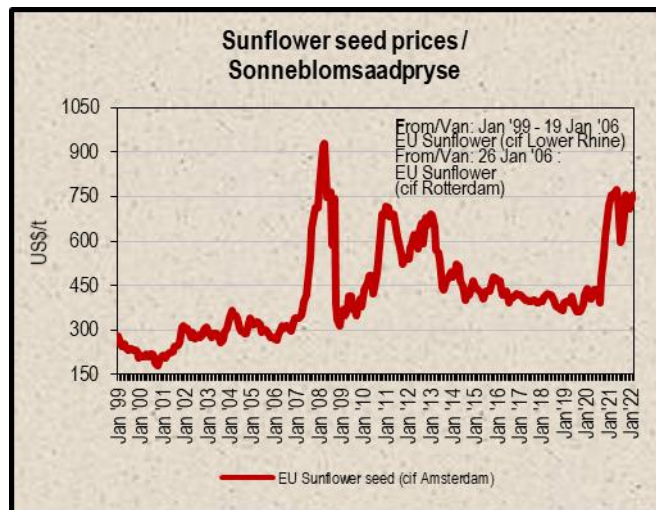
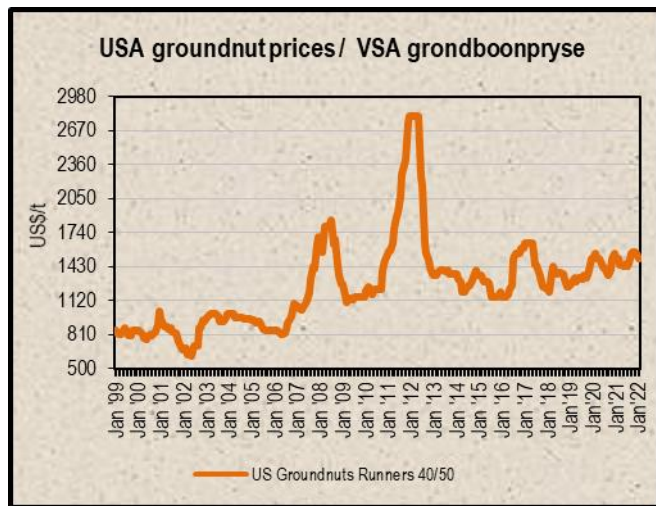
6. LOWEST REPRESENTATIVE ASKING PRICES
(US\$/t)(f)(g)(Prices of previous week)

6. LAAGSTE VERTEENWOORDIGENDE PRYSE GEVRA
(Pryse van vorige week)(VSA\$/t)(f)(g)

US\$/t	2022/03/03	2022/02/24	Change/ Verandering	VSA\$/t
Soybeans, USA, c.i.f. Rotterdam	702	700	0,3%	Sojabone, VSA, k.a.v. Rotterdam
Groundnuts, USA Runners 40/50*	1500	1500	0,0%	Grondbone, VSA Runners 40/50*
Groundnuts, Argentine Runners 40/50*	1475	1475	0,0%	Grondbone, Argentynse Runners 40/50*
Sunflower seed, EU c.i.f. Amsterdam	n/a	755	n/a	Sonneblomsaad, EU k.a.v. Amsterdam
Sunflower seed, fob Black Sea	n/a	n/a	n/a	Sonneblomsaad, Swart See
Sunflower-oil, EU (fob) N.W. Europe	n/a	1525	n/a	Sonneblom-olie, EU (vab) N.W. Eur.
Rapeseed, Europe, 00, c.i.f. Hamburg	910	805	13,0%	Raapsaad, Europa, 00, k.a.v. Hamburg

* Shelled, c.i.f. Rotterdam

* Uitgedop k a v Rotterdam



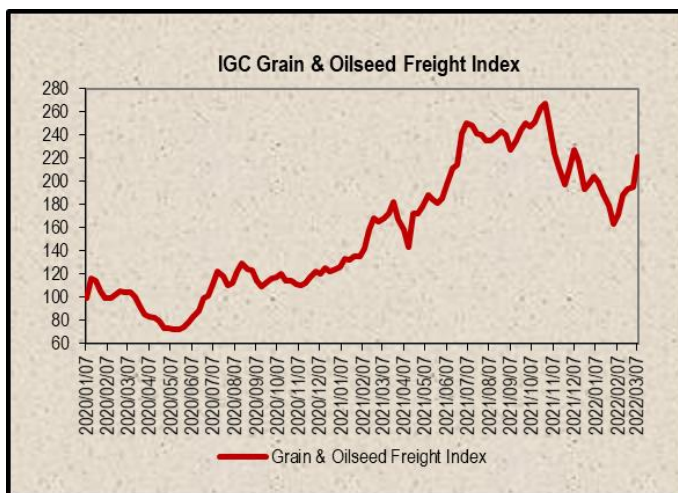
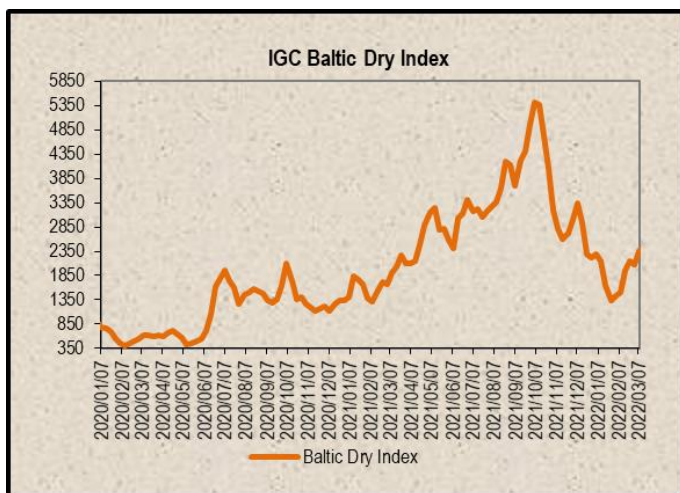
7. IGC FREIGHT INDICES (b) *

7. IGC VRAG INDEKSE (b)*

IGC FREIGHT INDICES / IGC VRAG INDEKSE							
	2022/02/01	2022/02/08	2022/02/15	2022/02/22	2022/03/01	2022/03/08	
Baltic Dry Index	1440	1503	1968	2148	2069	2352	Graan & Oliesade Vrag Indeks*
Grain & Oilseeds Freight Index*	163	171	188	193	195	221	Baltiese Droë Indeks

* IGC's Grain & Oilseeds Freight Index (GOFI) - covers 68 routes. The first week of January 2013 is taken as the index base of 100.

* IGC se Graan & Oliesade Vrag Indeks (GOVI) - verteenwoordig 68 roetes. Die eerste week van Januarie 2013 word gebruik as die indeks basis van 100.

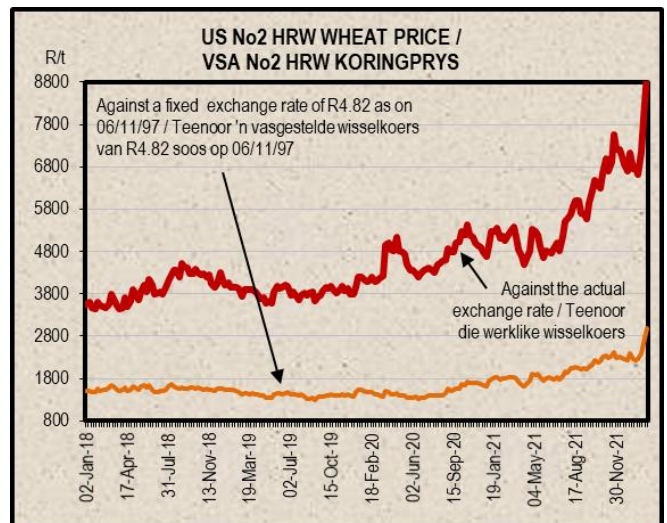
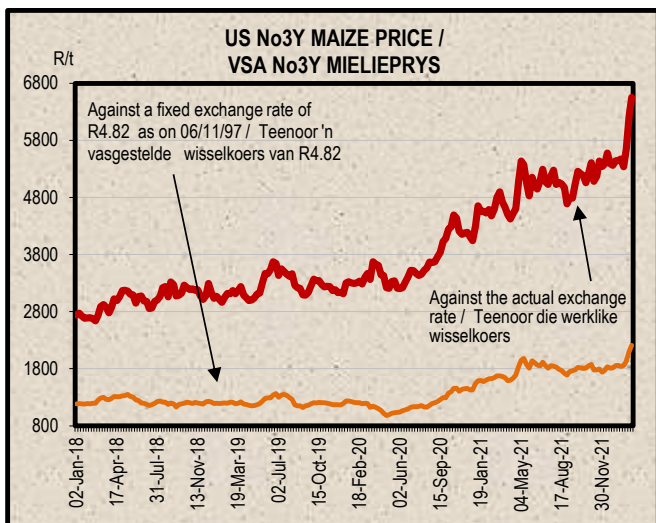


8. IMPORT PARITY PRICES – SUMMER GRAINS (b)(c)

8. INVOERPARITEITPRYSE - SOMERGRANE (b)(c)

INVOERPARITEITPRYSE VAN SOMERGRANE (BTW UITGESLT) SOOS OP 2022/03/08 IMPORT PARITY PRICES OF SUMMER GRAINS (VAT EXCL) AS ON 3

Notas	Mielies/Maize VSA/	Mielies/Maize Argentynse/	Sorghum VSA/	Sorghum Argentynse/	Sorghum Australiese/



9. IMPORT PARITY PRICES – WINTER CEREALS (b)(c)

9. INVOERPARITEITPRYSSE - WINTERGRANE (b)(c)

INVOERPARITEITPRYSSE VAN WINTERGRANE (BTW UITGESLT) SOOS OP		2022/03/08				IMPORT PARITY PRICES OF WINTER CEREALS (VAT EXCL) AS ON		
ITEM	Nota/ Note	Koring/Wheat VSA/ USA Golf/Gulf	Koring/Wheat VSA/ USA PNW	Koring/Wheat Argentynse/ Argentine Up River	Koring/Wheat EU Duitsland/ Germany Hamburg B kwaliteit/ quality	Koring/Wheat Russies/ Russian Black Sea	Gars/Barley Australiese/ Australian Adelaide	ITEM
		HRW	DNS	Trigo Pan		12,50%	Mout/Malting	
		\$/t	\$/t	\$/t	\$/t	\$/t	\$/t	
Internasionale VAB pryse	a	520,00	485,00	425,00	457,00	365,00 *	336,00	International FOB prices
Vraggeld	b	53,00	53,00	45,00	47,00	59,00	72,00	Freight Rates
Assuransie (0.3% van VAB)		1,56	1,46	1,28	1,37	1,10	1,01	Insurance (0.3% of FOB)
1 KOSTE, ASSURANSIE EN VRAG (KAV) \$/T		574,56	539,46	471,28	505,37	425,10	409,01	1 COST, INSURANCE AND FREIGHT (CIF) \$/T
<i>Omskakel na R/t</i>								<i>Converted to R/t</i>
R/\$ Wisselkoers op: 2022/03/08	c	15,2774	15,2774	15,2774	15,2774	15,2774	15,2774	R/\$ Exchange rate on: 2022/03/08
2 KOSTE, ASSURANSIE EN VRAG (KAV) R/t		8777,78	8241,55	7199,93	7720,74	6494,42	6248,61	2 COST, INSURANCE AND FREIGHT (CIF) R/t
Finansieringskoste	d	54,11	50,80	44,38	47,59	40,03	38,52	Financing cost
3 KOSTE, ASSURANSIE, VRAG EN FINANSIERING R/t		8831,89	8292,35	7244,31	7768,33	6534,45	6287,13	3 COST, INSURANCE, FREIGHT AND FINANCING R/t
Aflaaiikoste	e, f							Discharging cost
3.1 Kaapstad (Hoofsaaklik kaaihyskraan metode)		216,77	216,77	216,77	216,77	216,77	216,77	3.1 Cape Town (Mainly shore cranes method)
3.2 Durban (Hoofsaaklik suig-in-silo metode)		204,95	204,95	204,95	204,95	204,95	204,95	3.2 Durban (Mainly suction into silo method)
Invoertarif	g	0,00	0,00	0,00	0,00	0,00	0,00	Import Tariff
4 VRY OP SPOOR (VOS) R/t								4 FREE ON RAIL (FOR) R/t
4.1 Kaapstadhawe		9048,66	8509,12	7461,08	7985,10	6751,22	6503,90	4.1 Cape Town Harbour
4.2 Durbanhawe		9036,84	8497,30	7449,26	7973,28	6739,40	6492,08	4.2 Durban Harbour
Spoorvragkoste	h							Railage cost
- Kaapstad na Paarl		96,81	96,81	96,81	96,81	96,81	n/a	- Cape Town to Paarl
- Durban na Randfontein		239,70	239,70	239,70	239,70	239,70	239,70	- Durban to Randfontein
5 GELEWER:								5 DELIVERED:
- Kaapstad na Paarl R/ton		9145,47	8605,93	7557,89	8081,91	6848,03	n/a	- Cape Town to Paarl R/ton
- Durban na Randfontein R/ton		9276,54	8737,00	7688,96	8212,98	6979,10	6731,78	- Durban to Randfontein R/ton

2022/03/08

Notas/Notes:

a Bron van pryse en vraggeld : IGC GMI
Source of prices and freight rates: IGC GMI

Termyn / Term	VAB/FOB US\$/ton	Vraggeld / Freight Rate:	US\$/ton	Gars/Barley = US\$ + 1
Apr 2022	520,00	VSA/USA (Golf / Gulf)	53,00	
Apr 2022	485,00	Argentinië / Argentina (Upriver)	45,00	
Mrt/Mar 2022	425,00	EU (Rouen)	47,00	48,00
Mrt/Mar 2022	457,00	Australië / Australia (Kwinana)	71,00	72,00
Mrt/Mar 2022	365,00	Rusland/Russia (Novorossiysk)	59,00	
Mrt/Mar 2022	336,00			

b Vraggeld: bereken vir vragte van +/- 20 000 - 30 000t. / Freight rates: calculated for freights of +/- 20 000 - 30 000t.

c Reserwebank / Reserve Bank

d Finansieringskoste: 30 000t @ KAV @ primakoers vir 30 dae. Bron/Source: SARB 7,50% 2022/01/28
Financing cost: 30 000t @ CIF @ prime rate for 30 days.

e Aflaaiikoste / Discharging cost (R/ton):
Bron / Source: Mainport Africa Shipping

	Koring/Wheat:	Gars/Barley:
Kaapstad /	216,77	216,77
Durban:	204,95	204,95

f Ingesluit: Kaaigelde, hantering, kaaioesig, agente/dokumentasie, logistiek & opnames (inspeksie van skeepsvrag).
Included: Wharfage, handling, wharf supervision, agent/documentation, logistic & survey (inspection of shipload).
Uitgesluit: Gesondheidsinspeksie-, skeepagentskapfooi, strooktoetsingsfooi vir GMO, opbergingskoste asook BTW en invoerbelasting.
Excluded: Health inspection fee, Ship agency fee, strip testing fees for GMO, storage costs as well as VAT and import duty.
N.B: Slegs 'n aanduiding, aangesien koste van opname beding kan word / N.B: Indication only, as cost of survey can be negotiated.

g Invoertarif / Import Tariff:
Koring/Wheat = Vry/Free
Gars/Barley = Vry/Free

h Neem asb. kennis van verandering in Spoorwet se standaard spoorvrag op 1 April 2021 soos volg:
Kaapstad na Paarl R96.81 en Durban na Randfontein R239.70. Geldig tot 30 Sep 2021, daarna 4.1% styging tot 31 Mrt 2022.
Please note the change on 1 April 2021, in Spoorwet's standard railage cost as follows:
Cape Town to Paarl R96.81 and Durban to Randfontein R239.70. Valid until 30 Sep 2021, thereafter 4.1% increase until 31 Mar 2022.

* Last price received for Russia Milling 12.5%: 1 March 2022

10. IMPORT PARITY PRICES – OIL SEEDS (b)(c)(f)(g)

10. INVOERPARITEITPRYSE - OLIESADE (b)(c)(f)(g)

INVOERPARITEITPRYSE VAN OLIESADE (BTW UITGESLT) SOOS OP		2022/03/08								IMPORT PARITY PRICES OF OIL SEEDS (VAT EXCL) AS ON	
ITEM	Nota/ Note	Sojabone/ Soybeans	Sojabone/ Soybeans	Sojabone/ Soybeans	Sonneblom/ Sunflower	Sonneblom/ Sunflower	Canola	Grondbone/ Groundnuts	Grondbone/ Groundnuts	ITEM	
		VSA/ USA Golf/Gulf	Argentynse/ Argentine Up River	Brazilië/ Brazil Paranagua	EU Franse/ French Bordeaux	Swart See / Black Sea	Kanadese/ Canadian Vancouver	Argentynse/ Argentine Raw Runners 40/50	VSA/ USA Raw Runners 40/50		
Internasionale VAB pryse	a	\$/t 669,00	\$/t 704,00	\$/t 689,00	\$/t 850,00	\$/t 705,00 *	\$/t 921,00	\$/t 1395,00 i	\$/t 1447,00 i	International FOB prices	
Vraggeld	b	53,00	45,00	37,00	47,00	59,00	59,00	80,00	53,00	Freight Rates	
Assuransie (0.3% van VAB)		2,01	2,11	2,07	2,55	2,12	2,76	4,19	4,34	Insurance (0.3% of FOB)	
1 KOSTE, ASSURANSIE EN VRAG (KAV) \$/T Omskakel na R/t	c	724,01	751,11	728,07	899,55	766,12	982,76	1479,19	1504,34	1 COST, INSURANCE AND FREIGHT (CIF) \$/T Converted to R/t	
R/\$ Wisselkoers op: 2022/03/08		15,2774	15,2774	15,2774	15,2774	15,2774	15,2774	15,2774	15,2774	R/\$ Exchange rate on: 2022/03/08	
2 KOSTE, ASSURANSIE EN VRAG (KAV) R/t		11060,99	11475,01	11123,02	13742,79	11704,32	15014,02	22598,18	22982,40	2 COST, INSURANCE AND FREIGHT (CIF) R/t	
Finansieringskoste	d	68,18	70,74	68,57	84,72	72,15	92,55	139,30	141,67	Financing cost	
3 KOSTE, ASSURANSIE, VRAG EN FINANSIERING R/t		11129,17	11545,75	11191,59	13827,51	11776,47	15106,57	22737,48	23124,07	3 COST, INSURANCE, FREIGHT AND FINANCING R/t	
Aflaaiikoste: Durban	e, f	204,95	204,95	204,95	219,95	219,95	204,95	612,23	612,23	Discharging cost: Durban	
Invoertarief:	g	817,65	860,42	842,09	0,00	0,00	1407,05	2131,20	2210,64	Import Tariff:	
4 VRY OP SPOOR (VOS) R/t Durban		12151,77	12611,12	12238,63	14047,46	11996,42	16718,57	25480,91	25946,94	4 FREE ON RAIL (FOR) R/t Durban	
Spoorvragkoste	h									Railage cost	
- Durban na Randfontein		239,70	239,70	239,70	239,70	239,70	239,70	-	-	- Durban to Randfontein	
5 GELEWER: - Durban na Randfontein R/ton		12391,47	12850,82	12478,33	14287,16	12236,12	16958,27	-	-	5 DELIVERED: - Durban to Randfontein R/ton	

Notas/Notes:

a Bron van pryse en vraggeld / Source of prices and freight rates : IGC (GMI), Geogalos Peanut World & Oilworld

2022/03/08

Termyn / Term	US\$/ton (VAB/FOB)	Vraggeld/Freight Rate:	US\$/ton
Sojabone/Soybeans: VSA/USA (Golf/Gulf)	669,00	US Golf / Gulf	53,00
Sojabone/Soybeans: Argentinië/Argentina (Up River)	704,00	Argentinië / Argentina	45,00
Sojabone/Soybeans: Brazilië/Brazil (Paranagua)	689,00	Brazilië/Brazil (Santos)	37,00
Sonneblom/Sunflower: EU Frankryk/France (Bordeaux)	850,00	EU (Rouen)	47,00
Sonneblom/Sunflower: Swart See/Black Sea	705,00	Kanada/Canada (St Lawrence)	59,00
Canola: Kanada/Canada (Vancouver)	921,00	Rusland / Russia (Novorossiysk)	59,00
Grondbone/Groundnuts: Argentinië/Argentina (Raw Runner 40/50)	1395,00	Grondbone/Groundnuts (ARG)	80,00
Grondbone/Groundnuts: VSA/USA (Runners 40/50)	1447,00		

b Vraggeld: bereken vir vragte van +/- 20 000 - 30 000t / Freight rates: calculated for freights of +/- 20 000 - 30 000t

c Reserwebank / Reservebank

d Finansieringskoste: 30 000t @ KAV @ primakoers vir 30 dae. Bron/Source: SARB 7,50% 2022/01/28

Financing cost: 30 000t @ CIF @ prime rate for 30 days.

e Aflaaiikoste / Discharging costs (R/ton):

Bron / Source: Mainport Africa Shipping

	Sojabone/ Soybeans	Sonneblom/ Sunflower	Canola	Grondbone/ Groundnuts
Durban:	204,95	219,95	204,95	612,23

f Aflaaiikoste / Discharging fees:

Ingesluit: Kaaigeld, hantering, kaaitoesig, agente/dokumentasie, logistiek & opnames (inspeksie van skeepsvrag) /

Included: Wharfage, handling, wharf supervision, agent/documentation, logistic & survey (inspection of shipload).

Uitgesluit: Gesondheidsinspeksie-, skeepagentskapfooi, strooktoetsingsfooi vir GMO, opbergingskoste asook BTW en invoerbelasting /

Excluded: Health inspection fee, Ship agency fee, strip testing fees for GMO, storage costs as well as VAT and import duty.

N.B: Slegs 'n aanduiding, aangesien koste van opname beding kan word / N.B: Indication only, as cost of survey can be negotiated.

g Invoertarief / Import Tariff:

Sojabone/Soybeans = 8% op VAB / on FOB

Sonneblom/Sunflower = Vry / Free

Canola = 10% op VAB / on FOB

Grondbone/Groundnuts = 10% op VAB / on FOB

h Neem asb. kennis van die verandering in Spoornet se standaard spoorvrag op 1 April 2021, na R239.70. Geldig tot 30 Sep 2021, daarna 4.1% styging tot 31 Mrt 202.

Please note the change on 1 April 2021 in Spoornet's standard railrage cost to R239.70. Valid until 30 Sep 2021, thereafter a 4.1% increase until 31 Mar 2022.

i Kwotasies is k.a.v. pryse. VAB pryse dus berekende pryse (kav minus vraggeld) / Quotes are c.i.f. prices. FOB prices are therefore calculated prices (cif minus freight rates).

* Last price received for Sunflower seed fob Black Sea: 17 February 2022

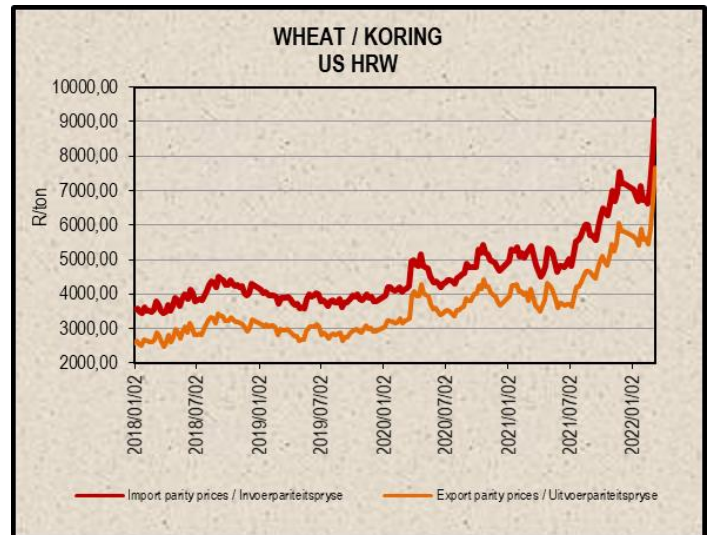
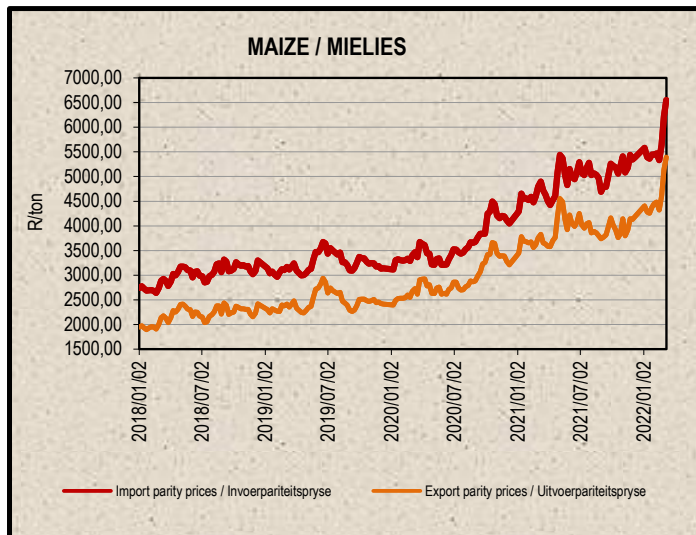
11. EXPORT PARITY PRICES (b)(c)

11. UITVOERPARITEITPRYSE (b)(c)

INDICATIVE EXPORT PARITY PRICES AS ON	2022/03/08				AANDUIDENDE UITVOERPARITEITSPRYSE SOOS OP
	US No3Y Maize/ Mielies Gulf/Golf (b)	US HRW Wheat/Koring Gulf/Golf (b)	US DNS 14% Wheat/Koring PNW (b)	Argentine Raw Runner 40/50 Groundnuts/ Grondbone (f)	
This is only an example of how an export parity price can be calculated - it can vary according to need	Apr 2021	Apr 2021	Apr 2021	Apr 2021	Hierdie is slegs 'n voorbeeld van hoe 'n uitvoerpariteitsprys bereken kan word - dit kan varieer volgens behoefte
FOB Gulf value (\$/t)	359,00	520,00	485,00	1395,00	VAB Golfwaarde (\$/t)
Difference in quality and locality of SA ¹ Maize: Plus US\$10 (\$/t) Groundnuts: Less 3,5% of fob value	\$10,00			96,5%	¹ Kwaliteits- en liggingsverskil van SA Mielies: Plus VSA\$10 (\$/t) Grondbone: Min 3,5% van vab waarde
SA fob price (\$/t)	369,00	520,00	485,00	1346,18	SA vab prys (\$/t)
Exchange rate (1\$=): (2022/03/08) ²	15,2774	15,2774	15,2774	15,2774	² Wisselkoers (1\$=): (2022/03/08)
FOB Gulf value (R/t)	5637,36	7944,25	7409,54	20566,13	VAB Golfwaarde (R/t)
Marketing costs:					Bemarkings koste:
Financing (Prime rate 7.50% - 30 days) (R/t)	33,59	47,34	44,15	122,55	Finansieringskoste (Primakoers 7.50% - 30 dae) (R/t)
Railage: ³ Randfontein – Durban harbour	239,70	239,70	239,70	-	³ Spoorvrug: Randfontein – Durbanhawe
Loading costs: (R/t) ⁴ Durban Harbour (Mainly spout method)	211,35	214,95	214,95	580,08	⁴ Oplaaikoste: (R/t) Durbanhawe (Hoofsaaklik tregter metode)
EXPORT REALISATION (R/t):					UITVOER REALISASIE (R/t):
Randfontein	5152,72	7442,26	6910,74	19863,50	Randfontein

Difference in quality and locality of SA ¹ As from 14 June 2012, the discount/rebate will no longer be used to calculate the Reserve Bank
 Railage costs: ³
 Loading costs, received from Mainport Africa Shipping: ⁴
 Included: Cargo dues, handling, wharf supervision, agency/documentation, logistics &

Kwaliteits- en liggingsverskil van SA ¹ Vanaf 14 Junie 2012 sal die diskonto/premie nie meer gebruik word by die berekening Reserwebank
 Spoorvrug koste: ³
 Oplaaikoste, ontvang van Mainport Africa Shipping: ⁴
 Ingesluit: Kaaigelde, hantering, kaaitoesig, agente/dokumentasie, logistiek & opnames



12. WEATHER

For local weather, please follow the link below:

<https://www.accuweather.com/en/za/south-africa-weather>

12. WEER

Vir plaaslike weer, volg asseblief die onderstaande skakel:

<https://www.accuweather.com/en/za/south-africa-weather>

Sources / Bronne:

(a) = Safex; (b) = International Grains Council; (c) = SARB;

(d) = CBOT; (e) = KCBT; (f) = Oil World; (g) = Georgalos Peanut World.

* Formula according to ITAC (International Trade Administration Commission of South Africa)/
Formule volgens ITAC (International Trade Administration Commission of South Africa)

Bernard Schultz

General Manager / Hoofbestuurder

Indemnity/Vrywaring: Although everything has been done to ensure the accuracy of the information, neither SAGIS nor any of its directors or employees takes any responsibility for actions or losses that might occur as a result of the usage of this information. / Alhoewel alles gedoen is om te verseker dat die inligting korrek is, aanvaar nie SAGIS of enige van sy direkteure of werknemers verantwoordelikheid vir enige aksies of verliese as gevolg van die inligting wat gebruik is nie.