

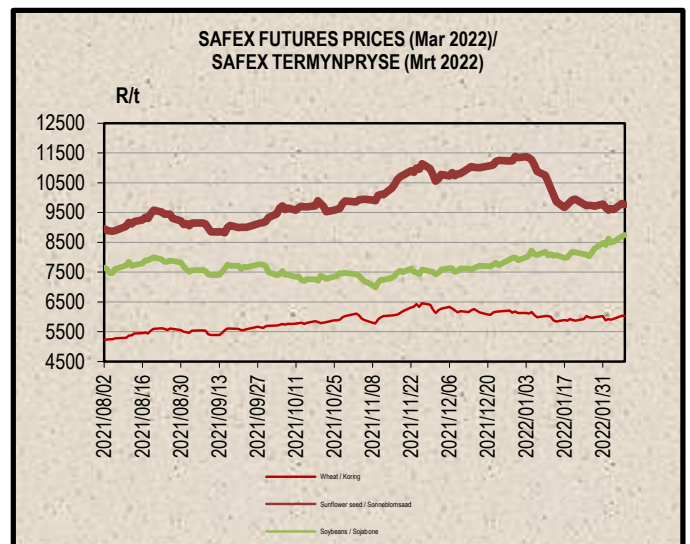
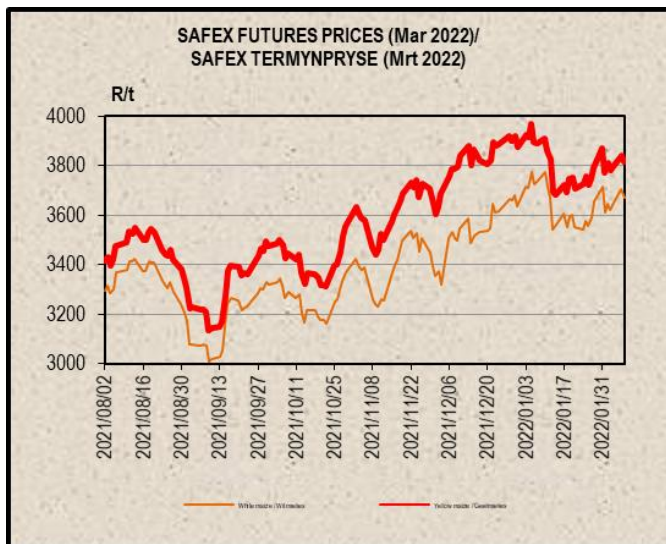
SAGIS WEEKLY BULLETIN / SAGIS WEEKLIKSE BULLETIN

1. PRODUCER DELIVERIES:	1. PRODUSENTELEWERINGS:
http://www.sagis.org.za/weekly_prod_deliveries.html	
2. IMPORTS, EXPORTS & MAIZE INTENTIONS:	2. INVOERE, UITVOERE & MIELIE INTENSIES:
http://www.sagis.org.za/weekly_imp-exp.html	

3. DOMESTIC PRICES PER SAFEX (R/t)(a)

3. PLAASLIKE PRYSE VOLGENS SAFEX (R/t)(a)

Commodity	Future Prices / Termynpryse (2022/02/08) R/ton					Kommoditeit
	Feb-22	Mar-22	May-22	Jul-22	Sep-22	
White maize	3 700,00	3 671,00	3 626,00	3 636,00	3 693,00	Witmielies
Yellow maize	3 816,00	3 818,00	3 748,00	3 746,00	3 803,00	Geelmielies
Wheat	5 985,00	6 026,00	6 075,00	6 095,00	5 905,00	Koring
Sunflower	9 825,00	9 760,00	9 307,00	9 380,00	9 487,00	Sonneblom
Soybeans	8 838,00	8 750,00	8 692,00	8 790,00	8 862,00	Sojabone



4. IMPORT TARIFF ON MAIZE & WHEAT (b)(c)

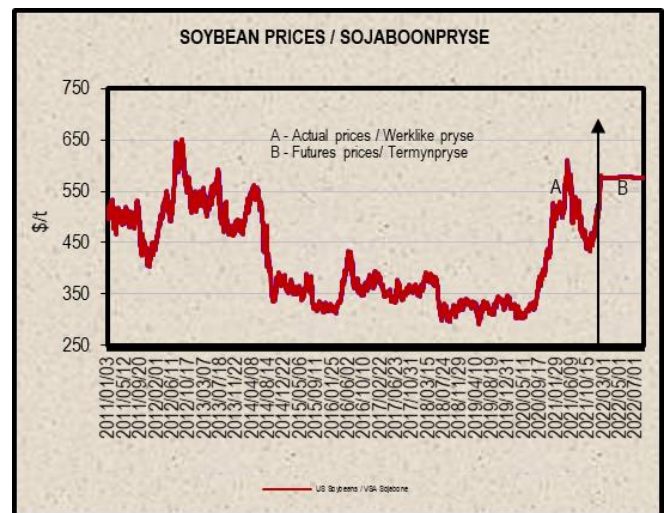
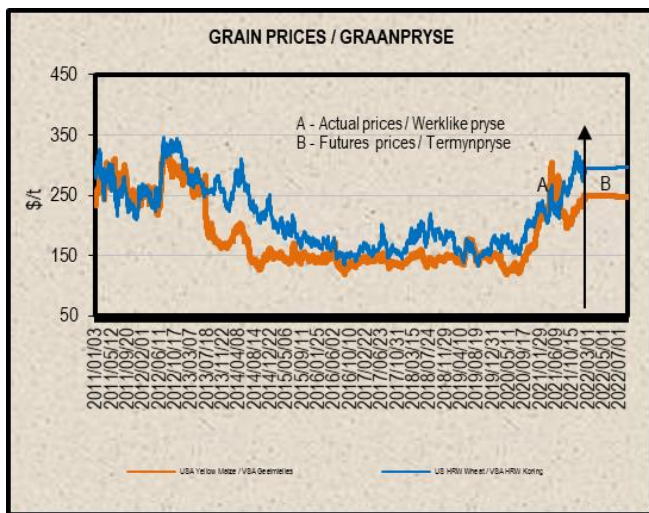
4. INVOERTARIEF OP MIELIES & KORING (b)(c)*

http://www.sagis.org.za/import_tariffs.html

5. PRICES – INTERNATIONAL (US\$/t)

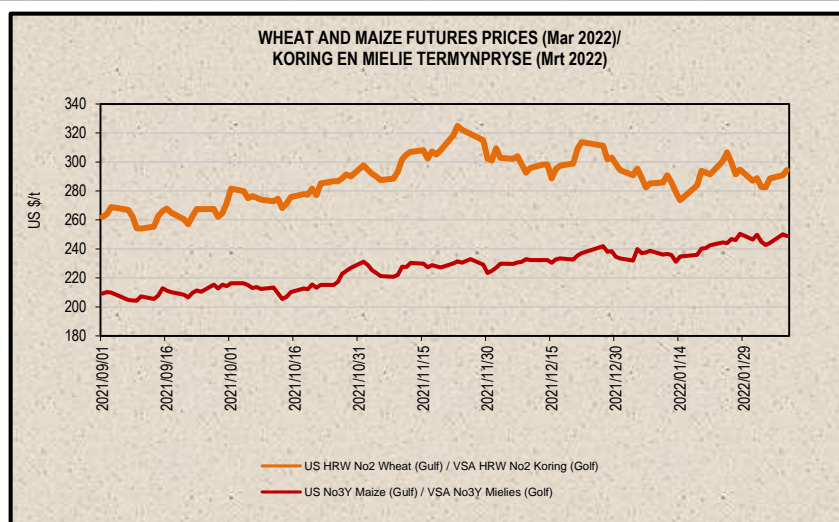
5. PRYSE - INTERNASIONAAL (VSA\$/t)

FOB (US\$/t)	Export Quotations/ Uitvoerkwotasie (b)(f)(g)				VAB (VSA\$/t)
	2022/02/08	2022/02/01	2022/01/25	2022/01/18	
US No 2 HRW Wheat (Gulf)	377,00	381,00	400,00	367,00	VSA No 2 HRW Koring (Golf)
US DNS Wheat 14% PNW	416,00	408,00	423,00	407,00	VSA DNS Koring 14% PNW
Argentine Wheat (Up River)	309,00	306,00	308,00	297,00	Argentynse Koring (Up River)
EC (France) Wheat (grade 1)	310,00	313,00	333,00	313,00	EU (Frankryk) Koring (graad 1)
EC (Germany) B Quality Wheat	322,00	323,00	345,00	321,00	EU (Duitsland) B Kwaliteit Koring
Russia Milling 12.5%	318,00	327,00	337,00	332,00	Swart See Maalkoring
US No 3Y Maize (Gulf)	294,00	297,00	291,00	281,00	VSA No3Y Mielies (Golf)
Argentine Maize (Up River)	282,00	280,00	274,00	273,00	Argentynse Mielies (Up River)
US Sorghum (Gulf)	337,00	335,00	329,00	321,00	VSA Sorghum (Golf)
Argentine Sorghum (Up River)	268,00	263,00	263,00	260,00	Argentynse Sorghum (Up River)
US Soybeans (Gulf)	628,00	611,00	569,00	548,00	VSA Sojabone (Gulf)
Argentine Soybeans (Up River)	638,00	625,00	600,00	590,00	Argentynse Sojabone (Up River)
Canadian Canola	868,00	869,00	855,00	837,00	Kanadese Canola
Argentine Groundnuts Runners 40/50	1420,00	1420,00	1420,00	1450,00	Argentynse Grondbone 40/50 Runners
US Groundnuts Runners 40/50 shelled	1458,00	1457,00	1452,00	1500,00	VSA Grondbone 40/50 Runners uitgedop
Australian Maltng Barley (Commander Malt)	300,00	295,00	295,00	293,00	Australiese Moutgars (Commander Mout)



Futures prices (US\$/t) / Termynpryse (VSA\$/t) (d)(e) (2022/02/08)

Commodity	Mar-22	May-22	Jul-22	Sep-22	Dec-22	Mar-23	Kommoditeit
US No3 Yellow maize	248,89	249,59	248,10	234,48	229,12	231,88	VSA No3 Geelmielies
US No2 HRW wheat	294,39	295,56	296,30	297,69	300,93	302,10	VSA No2 HRW koring
US Soybeans	576,51	577,76	576,29	535,14	n/a	509,71	VSA Sojabone



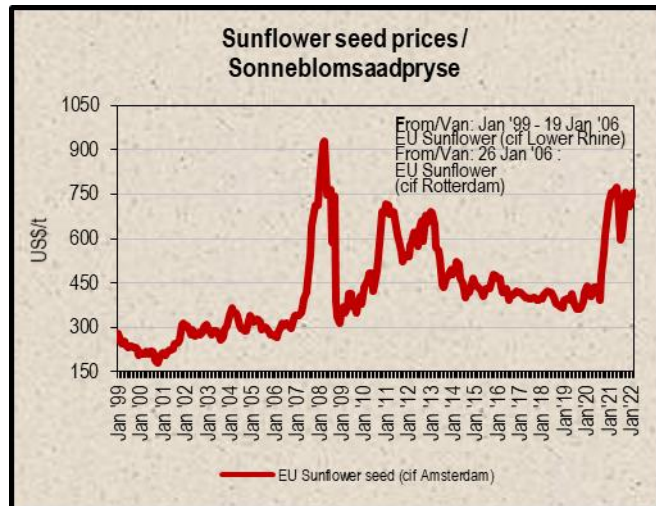
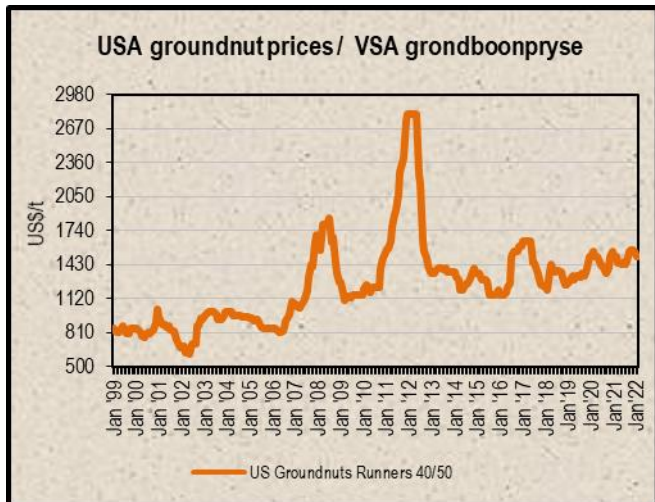
6. LOWEST REPRESENTATIVE ASKING PRICES
(US\$/t)(f)(g)(Prices of previous week)

6. LAAGSTE VERTEENWOORDIGENDE PRYSE GEVRA
(Pryse van vorige week)(VSA\$/t)(f)(g)

US\$/t	2022/02/03	2022/01/27	Change/ Verandering	VSA\$/t
Soybeans, USA, c.i.f. Rotterdam	628	628	0,0%	Sojabone, VSA, k.a.v. Rotterdam
Groundnuts, USA Runners 40/50*	1500	1500	0,0%	Grondbone, VSA Runners 40/50*
Groundnuts, Argentine Runners 40/50*	1500	1500	0,0%	Grondbone, Argentynse Runners 40/50*
Sunflower seed, EU c.i.f. Amsterdam	755	730	3,4%	Sonneblomsaad, EU k.a.v. Amsterdam
Sunflower seed, fob Black Sea	700	680	2,9%	Sonneblomsaad, Swart See
Sunflower-oil, EU (fob) N.W. Europe	1500	1430	4,9%	Sonneblom-olie, EU (vab) N.W. Eur.
Rapeseed, Europe, 00, c.i.f. Hamburg	795	773	2,8%	Raapsaad, Europa, 00, k.a.v. Hamburg

* Shelled, c.i.f. Rotterdam

* Uitgedop k a v Rotterdam



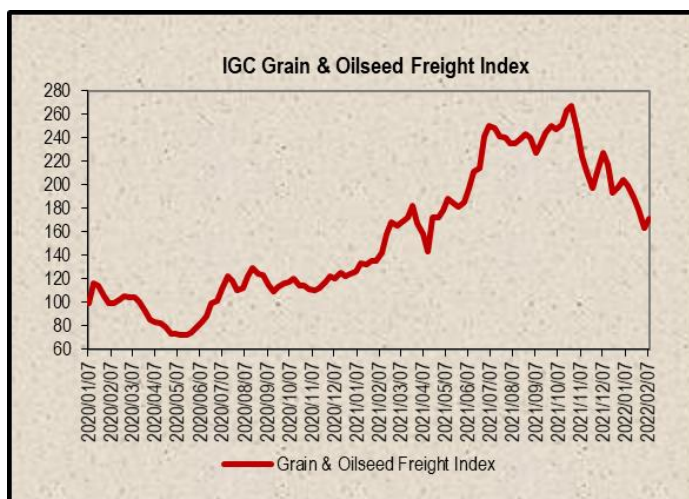
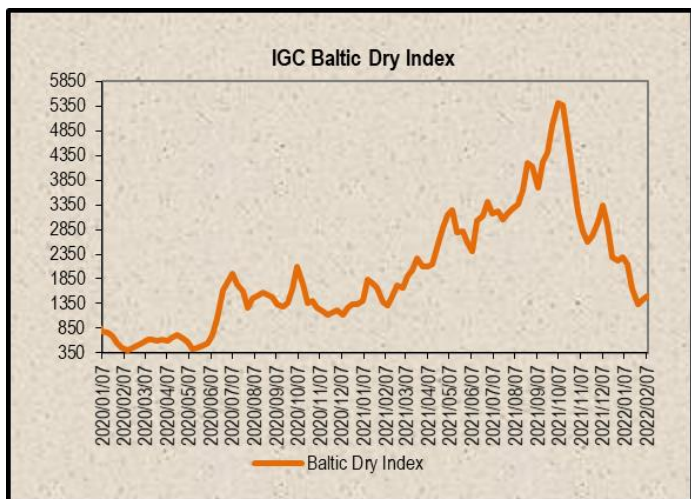
7. IGC FREIGHT INDICES (b) *

7. IGC VRAG INDEKSE (b)*

IGC FREIGHT INDICES / IGC VRAG INDEKSE							
	2022/01/04	2022/01/11	2022/01/18	2022/01/25	2022/02/01	2022/02/08	
Baltic Dry Index	2285	2151	1644	1343	1440	1503	Graan & Oliesade Vrag Indeks*
Grain & Oilseeds Freight Index*	204	199	189	179	163	171	Baltiese Droë Indeks

* IGC's Grain & Oilseeds Freight Index (GOFI) - covers 68 routes. The first week of January 2013 is taken as the index base of 100.

* IGC se Graan & Oliesade Vrag Indeks (GOVI) - verteenwoordig 68 roetes. Die eerste week van Januarie 2013 word gebruik as die indeks basis van 100.



8. IMPORT PARITY PRICES – SUMMER GRAINS (b)(c)

8. INVOERPARITEITPRYSE - SOMERGRANE (b)(c)

INVOERPARITEITPRYSE VAN SOMERGRANE (BTW UITGESLT) SOOS OP			2022/02/08			IMPORT PARITY PRICES OF SUMMER GRAINS (VAT EXCL) AS ON		
ITEM	Nota/ Note	Mielies/Maize	Mielies/Maize	Sorghum	Sorghum	Sorghum	ITEM	
		VSA/ USA	Argentynse/ Argentine	VSA/ USA	Argentynse/ Argentine	Australiese/ Australian		
		Golf/Gulf (no.3Y)	Up River	Golf/Gulf	Up River	Brisbane		
		\$/t	\$/t	\$/t	\$/t	\$/t		
Internasionale VAB pryse	a	294,00	282,00	337,00	268,00	262,00	International FOB prices	
Vraggeld	b	42,00	41,00	42,00	41,00	45,00	Freight Rates	
Assuransie (0.3% van VAB)		0,88	0,85	1,01	0,80	0,79	Insurance (0.3% of FOB)	
1 KOSTE, ASSURANSIE EN VRAG (KAV) \$/T		336,88	323,85	380,01	309,80	307,79	1 COST, INSURANCE AND FREIGHT (CIF) \$/T	
R/\$ Wisselkoers op: 2022/02/08	Omskakel na R/t						Converted to R/t	
2 KOSTE, ASSURANSIE EN VRAG (KAV) R/t	c	15,5402	15,5402	15,5402	15,5402	15,5402	2 COST, INSURANCE AND FREIGHT (CIF) R/t	
		R/t	R/t	R/t	R/t	R/t		
		5235,18	5032,69	5905,43	4814,35	4783,12		
Finansieringskoste	d	31,20	29,99	35,19	28,69	28,50	Financing cost	
3 KOSTE, ASSURANSIE, VRAG EN FINANSIERING R/t		5266,38	5062,68	5940,62	4843,04	4811,62	3 COST, INSURANCE, FREIGHT AND FINANCING R/t	
Aflaaiikoste:	e, f						Discharging cost:	
- Kaapstad		216,77	216,77	n/a	n/a	n/a	- Cape Town	
- Durban		204,95	204,95	204,95	204,95	204,95	- Durban	
Invoertarif	g	0,00	0,00	157,11	124,94	122,15	Import Tariff	
4 VRY OP SPOOR (VOS) R/t							4 FREE ON RAIL (FOR) R/t	
- Kaapstad		5483,15	5279,45	n/a	n/a	n/a	- Cape Town	
- Durban		5471,33	5267,63	6097,73	4967,98	4933,77	- Durban	
Spoorvragkoste	h						Railage cost	
- Durban na Randfontein		239,70	239,70	239,70	239,70	239,70	- Durban to Randfontein	
5 GELEWER:							5 DELIVERED:	
- Durban na Randfontein R/ton		5711,03	5507,33	6337,43	5207,68	5173,47	- Durban to Randfontein R/ton	

Notas/Notes:

a Bron van pryse en vraggeld : IGC GMI
Source of prices and freight rates: IGC GMI

2022/02/08

Termyn / Term	US\$/ton (VAB/FOB)	Vraggeld/Freight Rate:	US\$/ton
Mrt/Mar 2022	294,00	US Golf / Gulf	42,00
Feb 2022	282,00	Argentinië / Argentina	41,00
Mrt/Mar 2022	337,00	Australië/Australia (Fremantle)	45,00
Mrt/Mar 2022	268,00		
Mrt/Mar 2022	262,00		

b Vraggeld: bereken vir vragte van +/- 20 000 - 30 000t. / Freight rates: calculated for freights of +/- 20 000 - 30 000t.

c Reserwebank / Reserve Bank

d Finansieringskoste: 30 000t @ KAV @ primakoers vir 30 dae. Bron/Source: SARB 7,25% 2021/11/19
Financing cost: 30 000t @ CIF @ prime rate for 30 days.

e Aflaaiikoste / Discharging costs (R/ton):

	Mielies/Maize:	Sorghum
Kaapstad / Cape Town:	216,77	n/a
Durban:	204,95	204,95

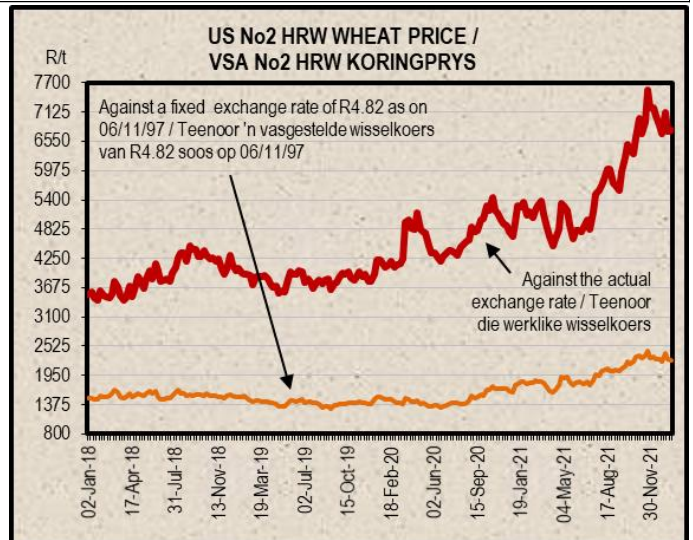
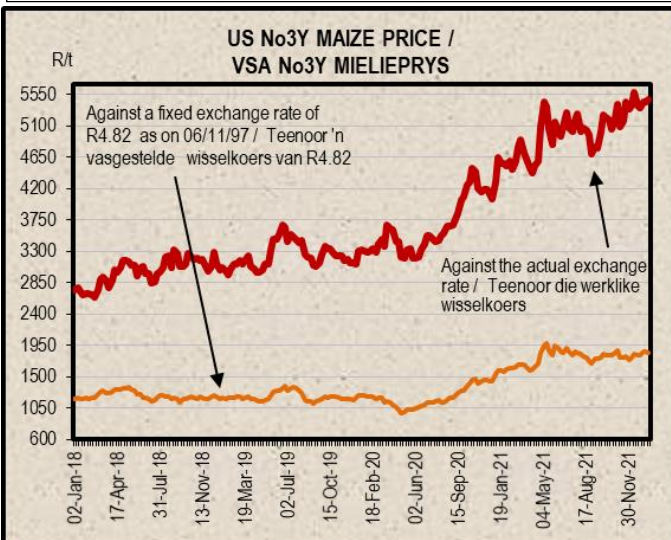
Bron / Source: Mainport Africa Shipping

f Ingesluit: Kaaigelde, hantering, kaaibesig, agente/dokumentasie, logistiek & opnames (inspeksie van skeepsvrag) / Included: Wharfage, handling, wharf supervision, agent/documentation, logistic & survey (inspection of shipload).
Uitgesluit: Gesondheidsinspeksie-, skeepagentskapfooi, strooktoetsingsfooi vir GMO, opbergingskoste asook BTW en invoerbelasting / Excluded: Health inspection fee, Ship agency fee, strip testing fees for GMO, storage costs as well as VAT and import duty.
N.B: Slegs 'n aanduiding, aangesien koste van opname beding kan word / N.B: Indication only, as cost of survey can be negotiated.

g Invoertarif / Import Tariff:

Mielies/Maize = Vry / Free
Sorghum = 3% op VAB / on FOB

h Neem asb. kennis van die verandering in Spoornet se standaard spoorvrag op 1 April 2021, na R239.70. Geldig tot 30 Sep 2021, daarna 4.1% styging tot 31 Mrt 2022. Please note the change in Spoornet's standard railrage cost on 1 April 2021 to R239.70. Valid until 30 Sep 2021, thereafter 4.1% increase until 31 Mar 2022.



9. IMPORT PARITY PRICES – WINTER CEREALS (b)(c)

9. INVOERPARITEITPRYSSE - WINTERGRANE (b)(c)

INVOERPARITEITPRYSSE VAN WINTERGRANE (BTW UITGESLT) SOOS OP		2022/02/08						IMPORT PARITY PRICES OF WINTER CEREALS (VAT EXCL) AS ON	
ITEM	Nota/ Note	Koring/Wheat	Koring/Wheat	Koring/Wheat	Koring/Wheat	Koring/Wheat	Gars/Barley	ITEM	
		VSA/ USA Golf/Gulf	VSA/ USA PNW	Argentynse/ Argentine Up River	EU Duitsland/ Germany Hamburg	Russies/ Russian Black Sea	Australiese/ Australian Adelaide		
		HRW	DNS	Trigo Pan	B kwaliteit/ quality	12,50%	Mout/Malting		
		\$/t	\$/t	\$/t	\$/t	\$/t	\$/t		
Internasionale VAB pryse	a	377,00	416,00	309,00	322,00	318,00	300,00	International FOB prices	
Vraggeld	b	42,00	42,00	41,00	38,00	47,00	46,00	Freight Rates	
Assuransie (0.3% van VAB)		1,13	1,25	0,93	0,97	0,95	0,90	Insurance (0.3% of FOB)	
1 KOSTE, ASSURANSIE EN VRAG (KAV) \$/T		420,13	459,25	350,93	360,97	365,95	346,90	1 COST, INSURANCE AND FREIGHT (CIF) \$/T	
<i>Omskakel na R/t</i>								<i>Converted to R/t</i>	
R/\$ Wisselkoers op: 2022/02/08	c	15,5402	15,5402	15,5402	15,5402	15,5402	15,5402	R/\$ Exchange rate on: 2022/02/08	
2 KOSTE, ASSURANSIE EN VRAG (KAV) R/t		R/t	R/t	R/t	R/t	R/t	R/t	2 COST, INSURANCE AND FREIGHT (CIF) R/t	
		6528,90	7136,84	5453,52	5609,55	5686,94	5390,90		
Finansieringskoste	d	38,91	42,53	32,50	33,43	33,89	32,12	Financing cost	
3 KOSTE, ASSURANSIE, VRAG EN FINANSIERING R/t		6567,81	7179,37	5486,02	5642,98	5720,83	5423,02	3 COST, INSURANCE, FREIGHT AND FINANCING R/t	
Aflaaiikoste	e, f							Discharging cost	
3.1 Kaapstad (Hoofsaaklik kaaihyskraan metode)		216,77	216,77	216,77	216,77	216,77	216,77	3.1 Cape Town (Mainly shore cranes method)	
3.2 Durban (Hoofsaaklik suig-in-silo metode)		204,95	204,95	204,95	204,95	204,95	204,95	3.2 Durban (Mainly suction into silo method)	
Invoertarif	g	0,00	0,00	0,00	0,00	0,00	0,00	Import Tariff	
4 VRY OP SPOOR (VOS) R/t								4 FREE ON RAIL (FOR) R/t	
4.1 Kaapstadhawe		6784,58	7396,14	5702,79	5859,75	5937,60	5639,79	4.1 Cape Town Harbour	
4.2 Durbanhawe		6772,76	7384,32	5690,97	5847,93	5925,78	5627,97	4.2 Durban Harbour	
Spoorvragkoste	h							Railage cost	
- Kaapstad na Paarl		96,81	96,81	96,81	96,81	96,81	n/a	- Cape Town to Paarl	
- Durban na Randfontein		239,70	239,70	239,70	239,70	239,70	239,70	- Durban to Randfontein	
5 GELEWER:								5 DELIVERED:	
- Kaapstad na Paarl R/ton		6881,39	7492,95	5799,60	5956,56	6034,41	n/a	- Cape Town to Paarl R/ton	
- Durban na Randfontein R/ton		7012,46	7624,02	5930,67	6087,63	6165,48	5867,67	- Durban to Randfontein R/ton	

Notas/Notes:

2022/02/08

a Bron van pryse en vraggeld : IGC GMI
Source of prices and freight rates: IGC GMI

Koring/Wheat: HRW No 2 (Hard Red Winter) Golf / Gulf
Koring/Wheat: DNS 14% No 2 (Dark Northern Spring) PNW
Koring/Wheat: Argentinië / Argentine (Up River) Trigo Pan
Koring/Wheat: EU (Duitsland / Germany) B kwaliteit / quality
Koring/Wheat: Russian Milling 12.5%
Gars/Barley: Australiese moutgars/Australian malting barley (Adelaide)

Termyn / Term	VAB/FOB US\$/ton	Vraggeld / Freight Rate: US\$/ton	Gars/Barley = US\$ + 1
Mrt/Mar 2022	377,00	VSA/USA (Golf / Gulf)	42,00
Mrt/Mar 2022	416,00	Argentinië / Argentina (Upriver)	41,00
Feb 2022	309,00	EU (Rouen)	39,00
Feb 2022	322,00	Australië / Australia (Kwinana)	45,00
Mrt/Mar 2022	318,00	Rusland/Russia (Novorossiysk)	47,00
Mrt/Mar 2022	300,00		

b Vraggeld: bereken vir vragte van +/- 20 000 - 30 000t. / Freight rates: calculated for freights of +/- 20 000 - 30 000t.

c Reserwebank / Reserve Bank

d Finansieringskoste: 30 000t @ KAV @ primakoers vir 30 dae Bron/Source: SARB 7,25% 2021/11/19
Financing cost: 30 000t @ CIF @ prime rate for 30 days.

e Aflaaiikoste / Discharging cost (R/ton):
Bron / Source: Mainport Africa Shipping

	Koring/Wheat	Gars/Barley:
Kaapstad /	216,77	216,77
Durban:	204,95	204,95

f Ingesluit: Kaaigelde, hantering, kaaioesig, agente/dokumentasie, logistiek & opnames (inspeksie van skeepsvrag).

Included: Wharfage, handling, wharf supervision, agent/documentation, logistic & survey (inspection of shipload).

Uitgesluit: Gesondheidsinspeksie-, skeepagentskapfooi, strooktoetsingsfooi vir GMO, opbergingskoste asook BTW en invoerbelasting.

Excluded: Health inspection fee, Ship agency fee, strip testing fees for GMO, storage costs as well as VAT and import duty.

N.B: Slegs 'n aanduiding, aangesien koste van opname beding kan word / N.B: Indication only, as cost of survey can be negotiated.

g Invoertarif / Import Tariff:

Koring/Wheat = Vry/Free

Gars/Barley = Vry/Free

h Neem asb. kennis van verandering in Spoorwet se standaard spoorvrag op 1 April 2021 soos volg:

Kaapstad na Paarl R96.81 en Durban na Randfontein R239.70. Geldig tot 30 Sep 2021, daarna 4.1% styging tot 31 Mrt 2022.

Please note the change on 1 April 2021, in Spoorwet's standard railage cost as follows:

Cape Town to Paarl R96.81 and Durban to Randfontein R239.70. Valid until 30 Sep 2021, thereafter 4.1% increase until 31 Mar 2022.

10. IMPORT PARITY PRICES – OIL SEEDS (b)(c)(f)(g)

10. INVOERPARITEITPRYSE - OLIESADE (b)(c)(f)(g)

INVOERPARITEITPRYSE VAN OLIESADE (BTW UITGESLT) SOOS OP		2022/02/08								IMPORT PARITY PRICES OF OIL SEEDS (VAT EXCL) AS ON	
ITEM	Nota/ Note	Sojabone/ Soybeans	Sojabone/ Soybeans	Sojabone/ Soybeans	Sonneblom/ Sunflower EU	Sonneblom/ Sunflower	Canola	Grondbone/ Groundnuts	Grondbone/ Groundnuts	ITEM	
		VSA/ USA Golf/Gulf	Argentynse/ Argentine Up River	Brazilië/ Brazil Paranagua	Frans/ French Bordeaux	Swart See / Black Sea	Kanadese/ Canadian Vancouver	Argentynse/ Argentine Raw Runners 40/50	VSA/ USA Raw Runners 40/50		
Internasionale VAB pryse	a	\$/t	\$/t	\$/t	\$/t					International FOB prices	
Vraggeld	b	628,00	638,00	622,00	731,00	700,00	868,00	1420,00	1458,00	Freight Rates	
Assuransie (0.3% van VAB)		42,00	41,00	33,00	38,00	47,00	46,00	80,00	42,00	Insurance (0.3% of FOB)	
1 KOSTE, ASSURANSIE EN VRAG (KAV) \$/T		1,88	1,91	1,87	2,19	2,10	2,60	4,26	4,37	1 COST, INSURANCE AND FREIGHT (CIF) \$/T	
Omskakel na R/t		671,88	680,91	656,87	771,19	749,10	916,60	1504,26	1504,37	Converted to R/t	
R/\$ Wisselkoers op: 2022/02/08	c	15,5402	15,5402	15,5402	15,5402	15,5402	15,5402	15,5402	15,5402	R/\$ Exchange rate on: 2022/02/08	
2 KOSTE, ASSURANSIE EN VRAG (KAV) R/t		R/t	R/t	R/t	R/t					2 COST, INSURANCE AND FREIGHT (CIF) R/t	
Finansieringskoste	d	10441,15	10581,48	10207,89	11984,45	11641,16	14244,15	23376,50	23378,21	Financing cost	
3 KOSTE, ASSURANSIE, VRAG EN FINANSIERING R/t		62,22	63,05	60,83	71,41	69,37	84,88	139,30	139,31	3 COST, INSURANCE, FREIGHT AND FINANCING R/t	
		10503,37	10644,53	10268,72	12055,86	11710,53	14329,03	23515,80	23517,52		
Aflaaiikoste: Durban	e, f	204,95	204,95	204,95	219,95	219,95	204,95	612,23	612,23	Discharging cost: Durban	
Invoertarif:	g	780,74	793,17	773,28	0,00	0,00	1348,89	2206,71	2265,76	Import Tariff:	
4 VRY OP SPOOR (VOS) R/t: Durban		11489,06	11642,65	11246,95	12275,81	11930,48	15882,87	26334,74	26395,51	4 FREE ON RAIL (FOR) R/t: Durban	
Spoorvragkoste	h									Railage cost	
- Durban na Randfontein		239,70	239,70	239,70	239,70	239,70	239,70	-	-	- Durban to Randfontein	
5 GELEWER: - Durban na Randfontein R/ton		11728,76	11882,35	11486,65	12515,51	12170,18	16122,57	-	-	5 DELIVERED: - Durban to Randfontein R/ton	

Notas/Notes:

a Bron van pryse en vraggeld / Source of prices and freight rates : IGC (GMI), Georgalos Peanut World & Oilworld
2022/02/08

Termyn / Term	US\$/ton (VAB/FOB)	Vraggeld/Freight Rate:	US\$/ton
Sojabone/Soybeans: VSA/USA (Golf/Gulf)	Mrt/Mar 2022	628,00 US Golf / Gulf	42,00
Sojabone/Soybeans: Argentinië/Argentina (Up River)	Feb 2022	638,00 Argentinië / Argentina	41,00
Sojabone/Soybeans: Brazilië/Brazil (Paranagua)	Mrt/Mar 2022	622,00 Brazilië/Brazil (Santos)	33,00
Sonneblom/Sunflower: EU Frankryk/France (Bordeaux)	Feb 2022	731,00 EU (Rouen)	38,00
Sonneblom/Sunflower: Swart See/Black Sea	Mrt/Mar 2022	700,00 Kanada/Canada (St Lawrence)	46,00
Canola: Kanada/Canada (Vancouver)	Mrt/Mar 2022	868,00 Rusland / Russia (Novorossiysk)	47,00
Grondbone/Groundnuts: Argentinië/Argentina (Raw Runner 40/50)	Mrt/Mar 2022	1420,00 Grondbone/Groundnuts (ARG)	80,00
Grondbone/Groundnuts: VSA/USA (Runners 40/50)	Mrt/Mar 2022	1458,00	

b Vraggeld: bereken vir vragte van +/- 20 000 - 30 000t. / Freight rates: calculated for freights of +/- 20 000 - 30 000t.

c Reservebank / Reservebank

d Finansieringskoste: 30 000t @ KAV @ primakoers vir 30 dae. Bron/Source: SARB 7,25% 2021/11/19
Financing cost: 30 000t @ CIF @ prime rate for 30 days.

e Aflaaiikoste / Discharging costs (R/ton):

	Sojabone/ Soybeans	Sonneblom/ Sunflower	Canola	Grondbone/ Groundnuts
Bron / Source: Mainport Africa Shipping	Durban:	204,95	219,95	612,23

f Aflaaiikoste / Discharging fees:
Ingesluit: Kaaigelde, hantering, kaaiboestig, agente/dokumentasie, logistiek & opnames (inspeksie van skeepsvrag) /
Included: Wharfage, handling, wharf supervision, agent/documentation, logistic & survey (inspection of shipload).
Uitgesluit: Gesondheidsinspeksie-, skeepsagentskapfooi, strooktoetsingsfooi vir GMO, opbergingskoste asook BTW en invoerbelasting /
Excluded: Health inspection fee, Ship agency fee, strip testing fees for GMO, storage costs as well as VAT and import duty.
N.B: Slegs 'n aanduiding, aangesien koste van opname beding kan word / N.B: Indication only, as cost of survey can be negotiated.

g Invoertarif / Import Tariff:
Sojabone/Soybeans = 8% op VAB / on FOB
Sonneblom/Sunflower = Vry / Free
Canola = 10% op VAB / on FOB
Grondbone/Groundnuts = 10% op VAB / on FOB

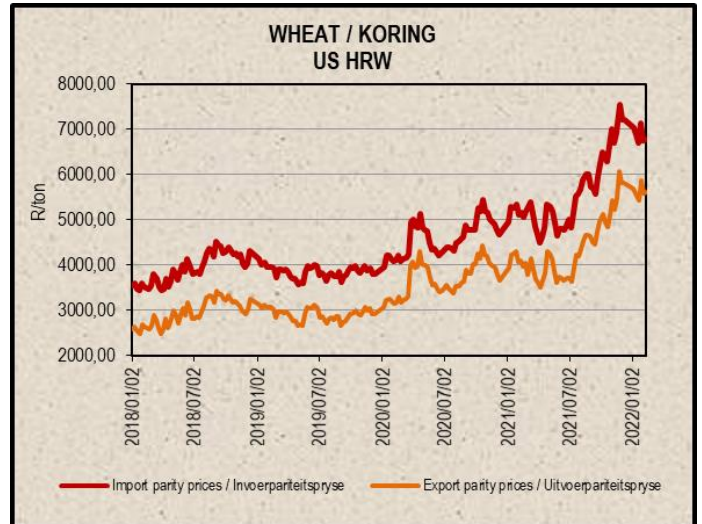
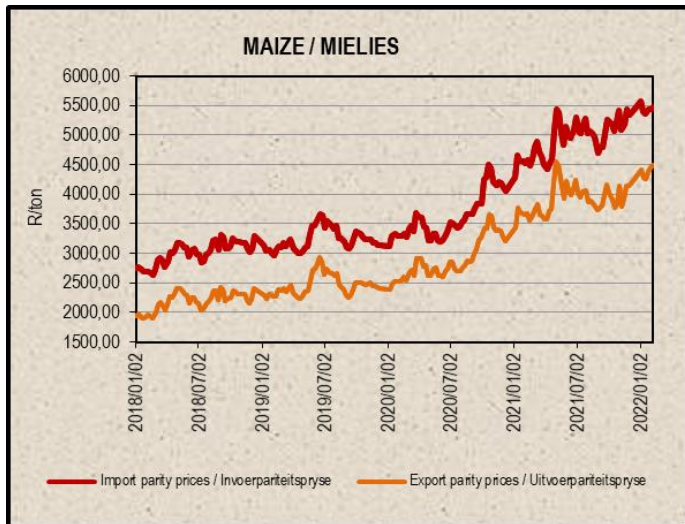
h Neem asb. kennis van die verandering in Spoornet se standaard spoorvrag op 1 April 2021, na R239.70. Geldig tot 30 Sep 2021, daarna 4.1% styging tot 31 Mrt 202.
Please note the change on 1 April 2021 in Spoornet's standard railage cost to R239.70. Valid until 30 Sep 2021, thereafter a 4.1% increase until 31 Mar 2022.

i Kwotasies is k.a.v. pryse. VAB pryse dus berekende pryse (kav minus vraggeld) / Quotes are c.i.f. prices. FOB prices are therefore calculated prices (cif minus freight rates).

11. EXPORT PARITY PRICES (b)(c)

11. UITVOERPARITEITPRYSE (b)(c)

INDICATIVE EXPORT PARITY PRICES AS ON	2022/02/08				AANDUIDENDE UITVOERPARITEITSPRYSE SOOS OP
	US No3Y Maize/ Mielies Gulf/Golf (b) Mar/Mrt 2021	US HRW Wheat/Koring Gulf/Golf (b) Mar/Mrt 2021	US DNS 14% Wheat/Koring PNW (b) Mar/Mrt 2021	Argentine Raw Runner 40/50 Groundnuts/ Grondbone (f) Mar/Mrt 2021	Hierdie is slegs 'n voorbeeld van hoe 'n uitvoerpariteitsprys bereken kan word - dit kan varieer volgens behoefte
This is only an example of how an export parity price can be calculated - it can vary according to need					
FOB Gulf value (\$/t)	294,00	377,00	416,00	1420,00	VAB Golfwaarde (\$/t)
Difference in quality and locality of SA ¹					¹ Kwaliteits- en liggingsverskil van SA
Maize: Plus US\$10 (\$/t)	\$10.00				Mielies: Plus VSA\$10 (\$/t)
Groundnuts: Less 3,5% of fob value				96,5%	Grondbone: Min 3,5% van vab waarde
SA fob price (\$/t)	304,00	377,00	416,00	1370,30	SA vab prys (\$/t)
Exchange rate (1\$=): (2022/02/08) ²	15,5402	15,5402	15,5402	15,5402	² Wisselkoers (1\$=): (2022/02/08)
FOB Gulf value (R/t)	4724,22	5858,66	6464,72	21294,74	VAB Golfwaarde (R/t)
Marketing costs:					Bemerkings koste:
Financing (Prime rate 7.25% - 30 days) (R/t)	28,15	34,91	38,52	126,89	Finansieringskoste (Primakoers 7.25% - 30 dae) (R/t)
Railage: ³					³ Spoorvrag:
Randfontein – Durban harbour	239,70	239,70	239,70	-	Randfontein – Durbanhawe
Loading costs: (R/t) ⁴					⁴ Oplaai-koste: (R/t)
Durban Harbour (Mainly spout method)	211,35	214,95	214,95	580,08	Durbanhawe (Hoofsaaklik tregter metode)
EXPORT REALISATION (R/t):					UITVOER REALISASIE (R/t):
Randfontein	4245,02	5369,10	5971,55	20587,77	Randfontein
<i>Difference in quality and locality of SA</i>					<i>Kwaliteits- en liggingsverskil van SA</i>
<i>As from 14 June 2012, the discount/rebate will no longer be used to calculate the Reserve Bank</i>					<i>Vanaf 14 Junie 2012 sal die diskonto/premie nie meer gebruik word by die berekening Reserwebank</i>
<i>Railage costs:</i>					<i>Spoorvrag koste:</i>
<i>Loading costs, received from Mainport Africa Shipping:</i>					<i>Oplaai-koste, ontvang van Mainport Africa Shipping:</i>
<i>Included: Cargo dues, handling, wharf supervision, agency/documentation, logistics &</i>					<i>Ingsluit: Kaai-gelde, hantering, kaaitoesig, agente/dokumentasie, logistiek & opnames</i>



12. WEATHER

For local weather, please follow the link below:

<https://www.accuweather.com/en/za/south-africa-weather>

12. WEER

Vir plaaslike weer, volg asseblief die onderstaande skakel:

<https://www.accuweather.com/en/za/south-africa-weather>

Sources / Bronne:

(a) = Safex; (b) = International Grains Council; (c) = SARB;

(d) = CBOT; (e) = KCBT; (f) = Oil World; (g) = Georganos Peanut World.

* Formula according to ITAC (International Trade Administration Commission of South Africa)/
Formule volgens ITAC (International Trade Administration Commission of South Africa)

Nico Hawkins

General Manager / Hoofbestuurder

Indemnity/Vrywaring: Although everything has been done to ensure the accuracy of the information, neither SAGIS nor any of its directors or employees takes any responsibility for actions or losses that might occur as a result of the usage of this information. / Alhoewel alles gedoen is om te verseker dat die inligting korrek is, aanvaar nie SAGIS of enige van sy direkteure of werknemers verantwoordelikheid vir enige aksies of verliese as gevolg van die inligting wat gebruik is nie.