

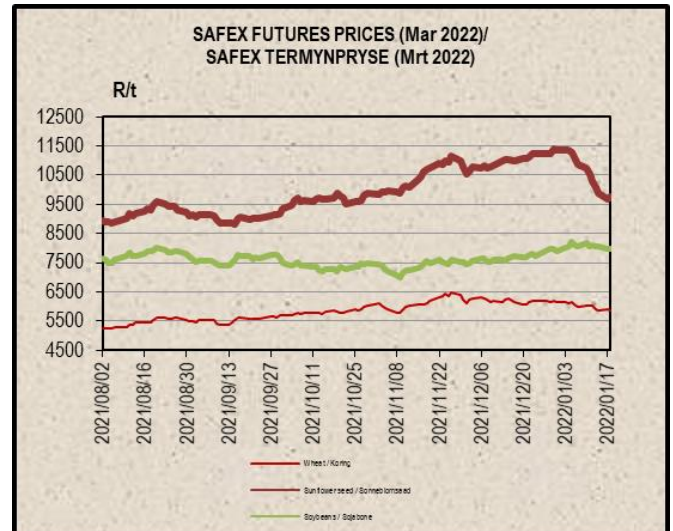
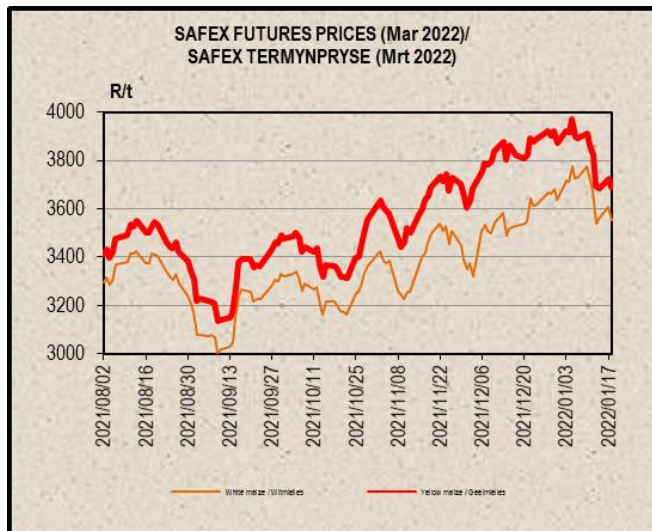
## SAGIS WEEKLY BULLETIN / SAGIS WEEKLIKSE BULLETIN

|   |   |
|---|---|
| <b>1. PRODUCER DELIVERIES:</b>  | <b>1. PRODUSENTELEWERINGS:</b>                      |
| <a href="http://www.sagis.org.za/weekly_prod_deliveries.html">http://www.sagis.org.za/weekly_prod_deliveries.html</a> |   |
| <b>2. IMPORTS, EXPORTS &amp; MAIZE INTENTIONS:</b>  | <b>2. INVOERE, UITVOERE &amp; MIELIE INTENSIES:</b> |
| <a href="http://www.sagis.org.za/weekly_imp-exp.html">http://www.sagis.org.za/weekly_imp-exp.html</a>                 |   |

### 3. DOMESTIC PRICES PER SAFEX (R/t)(a)

### 3. PLAASLIKE PRYSE VOLGENS SAFEX (R/t)(a)

| Commodity    | Future Prices / Termynpryse (2022/01/18) R/ton |          |          |          |          | Kommoditeit |
|--------------|--|----------|----------|----------|----------|-------------|
|              | Jan-22   | Mar-22   | May-22   | Jul-22   | Sep-22   |             |
| White maize  | 3 616,00                                       | 3 553,00 | 3 515,00 | 3 505,00 | 3 563,00 | Witmielies  |
| Yellow maize | 3 725,00                                       | 3 691,00 | 3 553,00 | 3 546,00 | 3 590,00 | Geelmielies |
| Wheat        | 5 807,00                                       | 5 876,00 | 5 900,00 | 5 920,00 | 5 821,00 | Koring      |
| Sunflower    | 10 800,00                                      | 9 751,00 | 8 850,00 | 8 921,00 | 9 049,00 | Sonneblom   |
| Soybeans     | 8 025,00                                       | 7 994,00 | 7 860,00 | 7 950,00 | 8 077,00 | Sojabone    |



4. IMPORT TARIFF ON MAIZE & WHEAT (b)(c)

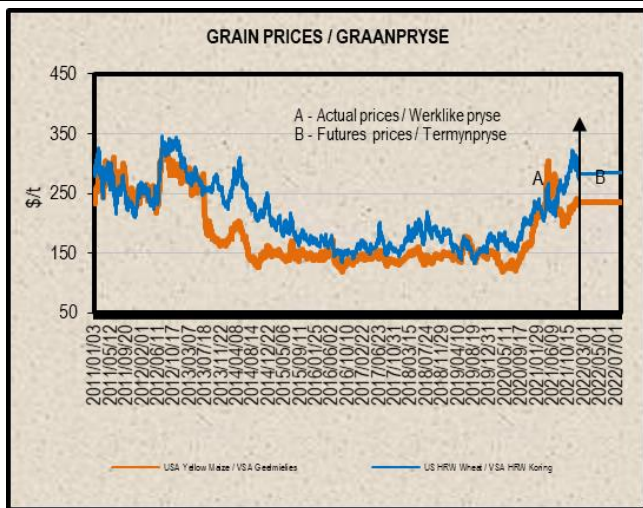
4. INVOERTARIEF OP MIELIES & KORING (b)(c)\*

[http://www.sagis.org.za/import\\_tariffs.html](http://www.sagis.org.za/import_tariffs.html)

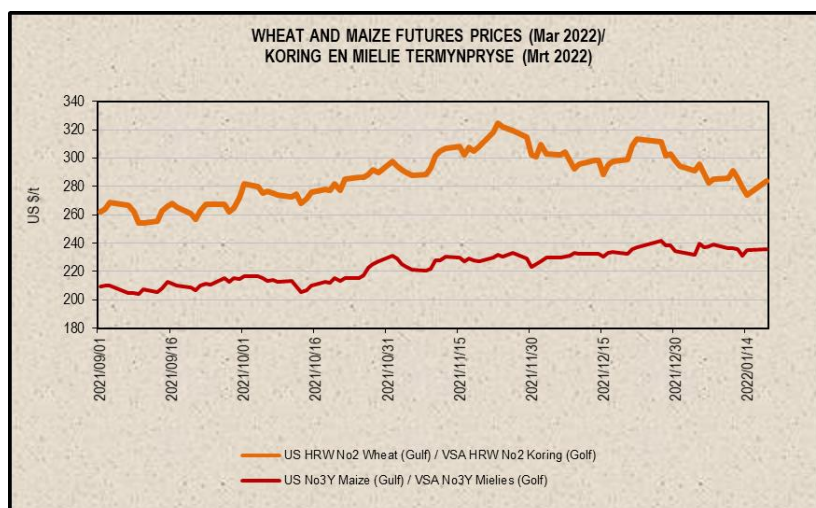
5. PRICES – INTERNATIONAL (US\$/t)

5. PRYSE - INTERNASIONAAL (VSA\$/t)

| FOB (US\$/t)                               | Export Quotations/<br>Uitvoerkwotasie (b)(f)(g) |            |            |            | VAB (VSA\$/t)                         |
|--|---|------------|------------|------------|---------------------------------------|
|  | 2022/01/18                                      | 2022/01/11 | 2022/01/04 | 2021/12/28 |                                       |
| US No 2 HRW Wheat (Gulf)                   | 367,00  | 374,00     | 373,00     | 379,00     | VSA No 2 HRW Koring (Golf)            |
| US DNS Wheat 14% PNW                       | 407,00  | 407,00     | 417,00     | 428,00     | VSA DNS Koring 14% PNW                |
| Argentine Wheat (Up River)                 | 297,00  | 301,00     | 309,00     | 314,00     | Argentynse Koring (Up River)          |
| EC (France) Wheat (grade 1)                | 313,00  | 322,00     | 320,00     | 321,00     | EU (Frankryk) Koring (graad 1)        |
| EC (Germany) B Quality Wheat               | 321,00  | 332,00     | 332,00     | 333,00     | EU (Duitsland) B Kwaliteit Koring     |
| Russia Milling 12.5%                       | 332,00  | 334,00     | 334,00     | 334,00     | Swart See Maalkoring                  |
| US No 3Y Maize (Gulf)                      | 281,00  | 280,00     | 282,00     | 281,00     | VSA No3Y Mielies (Golf)               |
| Argentine Maize (Up River)                 | 273,00  | 270,00     | 269,00     | 267,00     | Argentynse Mielies (Up River)         |
| US Sorghum (Gulf)                          | 321,00  | 321,00     | 323,00     | 323,00     | VSA Sorghum (Golf)                    |
| Argentine Sorghum (Up River)               | 260,00  | 245,00     | 245,00     | 245,00     | Argentynse Sorghum (Up River)         |
| US Soybeans (Gulf)                         | 548,00  | 554,00     | 553,00     | 545,00     | VSA Sojabone (Gulf)                   |
| Argentine Soybeans (Up River)              | 590,00  | 603,00     | 600,00     | 587,00     | Argentynse Sojabone (Up River)        |
| Canadian Canola                            | 837,00  | 884,00     | 872,00     | 853,00     | Kanadese Canola                       |
| Argentine Groundnuts Runners 40/50         | 1450,00   | 1450,00    | 1470,00    | 1470,00    | Argentynse Grondbone 40/50 Runners    |
| US Groundnuts Runners 40/50 shelled        | 1500,00   | 1500,00    | 1497,00    | 1496,00    | VSA Grondbone 40/50 Runners uitgedop  |
| Australian Malting Barley (Commander Malt) | 293,00  | 295,00     | 293,00     | 290,00     | Australiese Moutgars (Commander Mout) |



| Futures prices (US\$/t) / Termynpryse (VSA\$/t) (d)(e) (2022/01/18) |        |        |        |        |        |        | Kommoditeit         |
|---|--------|--------|--------|--------|--------|--------|---------------------|
| Commodity   | Mar-22 | May-22 | Jul-22 | Sep-22 | Dec-22 | Mar-23 |                     |
| US No3 Yellow maize   | 235,97 | 236,21 | 234,79 | 224,56 | 219,52 | 222,59 | VSA No3 Geelmielies |
| US No2 HRW wheat  | 283,88 | 284,83 | 285,50 | 286,82 | 289,54 | 290,86 | VSA No2 HRW koring  |
| US Soybeans   | 503,76 | 505,96 | 498,47 | 471,79 | n/a    | 467,45 | VSA Sojabone        |



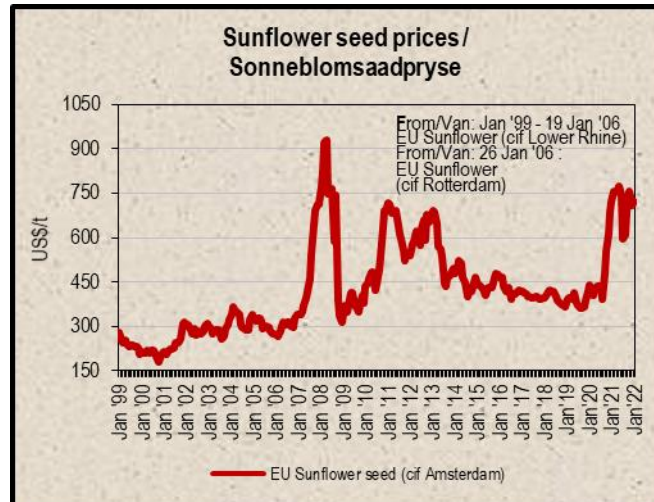
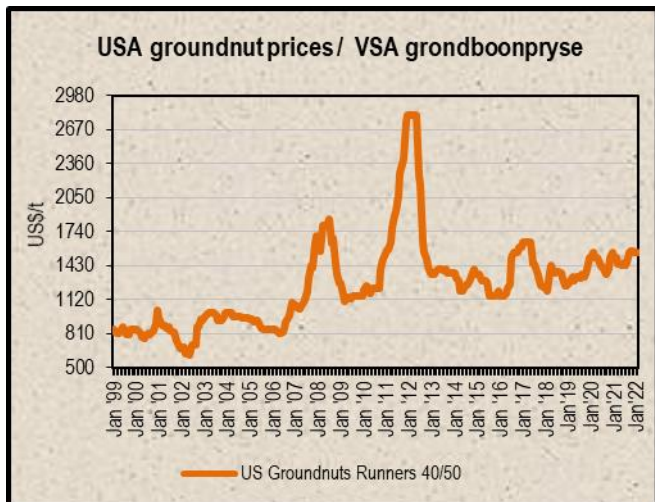
**6. LOWEST REPRESENTATIVE ASKING PRICES**  
(US\$/t)(f)(g)(Prices of previous week)

**6. LAAGSTE VERTEENWOORDIGENDE PRYSE GEVRA**  
(Pryse van vorige week)(VSA\$/t)(f)(g)

| US\$/t                               | 2022/01/13 | 2022/01/06 | Change/<br>Verandering | VSA\$/t                              |
|--------------------------------------|------------|------------|------------------------|--------------------------------------|
| Soybeans, USA, c.i.f. Rotterdam      | 604        | 597        | 1,2%                   | Sojabone, VSA, k.a.v. Rotterdam      |
| Groundnuts, USA Runners 40/50*       | 1550       | 1550       | 0,0%                   | Grondbone, VSA Runners 40/50*        |
| Groundnuts, Argentine Runners 40/50* | 1530       | 1530       | 0,0%                   | Grondbone, Argentynse Runners 40/50* |
| Sunflower seed, EU c.i.f. Amsterdam  | 720        | 715        | 0,7%                   | Sonneblomsaad, EU k.a.v. Amsterdam   |
| Sunflower seed, fob Black Sea        | 670        | 680        | -1,5%                  | Sonneblomsaad, Swart See             |
| Sunflower-oil, EU (fob) N.W. Europe  | 1385       | 1395       | -0,7%                  | Sonneblom-olie, EU (vab) N.W. Eur.   |
| Rapeseed, Europe, 00, c.i.f. Hamburg | 866        | 908        | -4,6%                  | Raapsaad, Europa, 00, k.a.v. Hamburg |

\* Shelled, c.i.f. Rotterdam

\* Uitgedop k a v Rotterdam



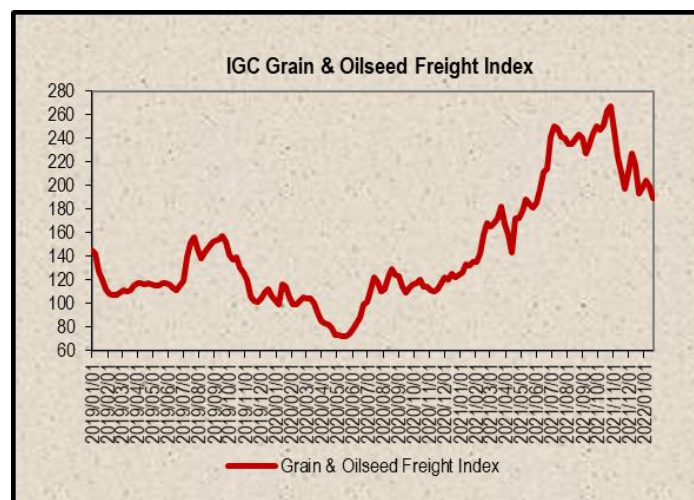
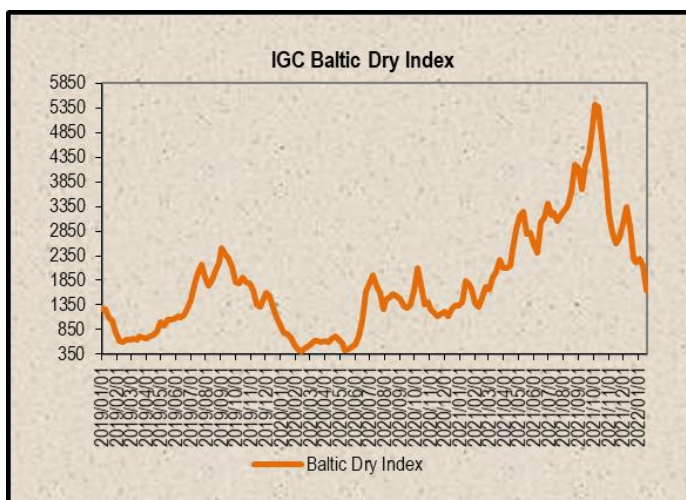
**7. IGC FREIGHT INDICES (b) \***

**7. IGC VRAG INDEKSE (b)\***

| IGC FREIGHT INDICES / IGC VRAG INDEKSE |            |            |            |            |            |            |                               |
|--|------------|------------|------------|------------|------------|------------|-------------------------------|
|  | 2021/12/14 | 2021/12/21 | 2021/12/28 | 2022/01/04 | 2022/01/11 | 2022/01/18 |                               |
| Baltic Dry Index                       | 2932       | 2294       | 2217       | 2285       | 2151       | 1644       | Graan & Oliesade Vrag Indeks* |
| Grain & Oilseeds Freight Index*        | 217        | 193        | 198        | 204        | 199        | 189        | Baltiese Droë Indeks          |

\* IGC's Grain & Oilseeds Freight Index (GOFI) - covers 68 routes. The first week of January 2013 is taken as the index base of 100.

\* IGC se Graan & Oliesade Vrag Indeks (GOVI) - verteenwoordig 68 roetes. Die eerste week van Januarie 2013 word gebruik as die indeks basis van 100.



8. IMPORT PARITY PRICES – SUMMER GRAINS (b)(c)

8. INVOERPARITEITPRYSE - SOMERGRANE (b)(c)

| INVOERPARITEITPRYSE VAN SOMERGRANE (BTW UITGESLT) SOOS OP |            |                               | 2022/01/18                        |                       |                                   | IMPORT PARITY PRICES OF SUMMER GRAINS (VAT EXCL) AS ON |  |  |
|---|------------|-------------------------------|-----------------------------------|-----------------------|-----------------------------------|--|--|--|
| ITEM  | Nota/ Note | Mielies/Maize                 | Mielies/Maize                     | Sorghum               | Sorghum                           | Sorghum  | ITEM   |  |
|   |            | VSA/ USA<br>Golf/Gulf (no.3Y) | Argentynse/ Argentine<br>Up River | VSA/ USA<br>Golf/Gulf | Argentynse/ Argentine<br>Up River | Australiese/ Australian<br>Brisbane                    |  |  |
|   |            | \$/t                          | \$/t                              | \$/t                  | \$/t                              | \$/t   |  |  |
| Internasionale VAB pryse                                  | a          | 281,00                        | 273,00                            | 321,00                | 260,00                            | 264,00   | International FOB prices                     |  |
| Vraggeld  | b          | 50,00                         | 44,00                             | 50,00                 | 44,00                             | 45,00  | Freight Rates                                |  |
| Assuransie (0.3% van VAB)                                 |            | 0,84                          | 0,82                              | 0,96                  | 0,78                              | 0,79   | Insurance (0.3% of FOB)                      |  |
| 1 KOSTE, ASSURANSIE EN VRAG (KAV) \$/T                    |            | 331,84                        | 317,82                            | 371,96                | 304,78                            | 309,79   | 1 COST, INSURANCE AND FREIGHT (CIF) \$/T     |  |
| <i>Omskakel na R/t</i>                                    |            |                               |                                   |                       |                                   |  | <i>Converted to R/t</i>                      |  |
| R/\$ Wisselkoers op: 2022/01/18                           | c          | 15,4500                       | 15,4500                           | 15,4500               | 15,4500                           | 15,4500  | R/\$ Exchange rate on: 2022/01/18            |  |
| 2 KOSTE, ASSURANSIE EN VRAG (KAV) R/t                     |            | 5126,93                       | 4910,32                           | 5746,78               | 4708,85                           | 4786,26  | 2 COST, INSURANCE AND FREIGHT (CIF) R/t      |  |
| Finansieringskoste  | d          | 30,55                         | 29,26                             | 34,24                 | 28,06                             | 28,52  | Financing cost                               |  |
| 3 KOSTE, ASSURANSIE, VRAG EN FINANSIERING R/t             |            | 5157,48                       | 4939,58                           | 5781,02               | 4736,91                           | 4814,78  | 3 COST, INSURANCE, FREIGHT AND FINANCING R/t |  |
| Aflaaiikoste:   | e, f       |                               |                                   |                       |                                   |  | Discharging cost:                            |  |
| - Kaapstad  |            | 216,77                        | 216,77                            | n/a                   | n/a                               | n/a  | - Cape Town                                  |  |
| - Durban  |            | 204,95                        | 204,95                            | 204,95                | 204,95                            | 204,95   | - Durban                                     |  |
| Invoertarif   | g          | 0,00                          | 0,00                              | 148,78                | 120,51                            | 122,36   | Import Tariff                                |  |
| 4 VRY OP SPOOR (VOS) R/t                                  |            |                               |                                   |                       |                                   |  | 4 FREE ON RAIL (FOR) R/t                     |  |
| - Kaapstad  |            | 5374,25                       | 5156,35                           | n/a                   | n/a                               | n/a  | - Cape Town                                  |  |
| - Durban  |            | 5362,43                       | 5144,53                           | 5929,80               | 4857,42                           | 4937,14  | - Durban                                     |  |
| Spoorvragkoste  | h          |                               |                                   |                       |                                   |  | Railage cost                                 |  |
| - Durban na Randfontein                                   |            | 239,70                        | 239,70                            | 239,70                | 239,70                            | 239,70   | - Durban to Randfontein                      |  |
| <b>5 GELEWER:</b>   |            |                               |                                   |                       |                                   |  | <b>5 DELIVERED:</b>                          |  |
| - Durban na Randfontein R/ton                             |            | 5602,13                       | 5384,23                           | 6169,50               | 5097,12                           | 5176,84  | - Durban to Randfontein R/ton                |  |

Notas/Notes:

a Bron van pryse en vraggeld : IGC GMI  
Source of prices and freight rates: IGC GMI

2022/01/18

| Termyn / Term                                  | US\$/ton (VAB/FOB) | Vraggeld/Freight Rate:          | US\$/ton |
|--|--------------------|---------------------------------|----------|
| Mielies/Maize: VSA/USA (Golf/Gulf No.3Y)       | 281,00             | US Golf / Gulf                  | 50,00    |
| Mielies/Maize: Argentinië/Argentina (Up River) | 273,00             | Argentinië / Argentina          | 44,00    |
| Sorghum: VSA/USA (Golf / Gulf Milo)            | 321,00             | Australië/Australia (Fremantle) | 45,00    |
| Sorghum: Argentinië/Argentina (Up River)       | 260,00             |                                 |          |
| Sorghum: Australië/Australia (Brisbane)        | 264,00             |                                 |          |

b Vraggeld: bereken vir vragte van +/- 20 000 - 30 000t. / Freight rates: calculated for freights of +/- 20 000 - 30 000t.

c Reserwebank / Reserve Bank

d Finansieringskoste: 30 000t @ KAV @ primakoers vir 30 dae. Bron/Source: SARB 7,25% 2021/11/19  
Financing cost: 30 000t @ CIF @ prime rate for 30 days.

|                       | Mielies/Maize: | Sorghum |
|-----------------------|----------------|---------|
| Kaapstad / Cape Town: | 216,77         | n/a     |
| Durban:               | 204,95         | 204,95  |

e Aflaaiikoste / Discharging costs (R/ton):

Bron / Source: Mainport Africa Shipping

f Ingesluit: Kaaielde, hantering, kaaitoesig, agente/dokumentasie, logistiek & opnames (inspeksie van skeepsvrag) /

Included: Wharfage, handling, wharf supervision, agent/documentation, logistic & survey (inspection of shipload).

Uitgesluit: Gesondheidsinspeksie-, skeepsagentskapfooi, strooktoetsingsfooi vir GMO, opbergingskoste asook BTW en invoerbelasting /

Excluded: Health inspection fee, Ship agency fee, strip testing fees for GMO, storage costs as well as VAT and import duty.

N.B: Slegs 'n aanduiding, aangesien koste van opname beding kan word / N.B: Indication only, as cost of survey can be negotiated.

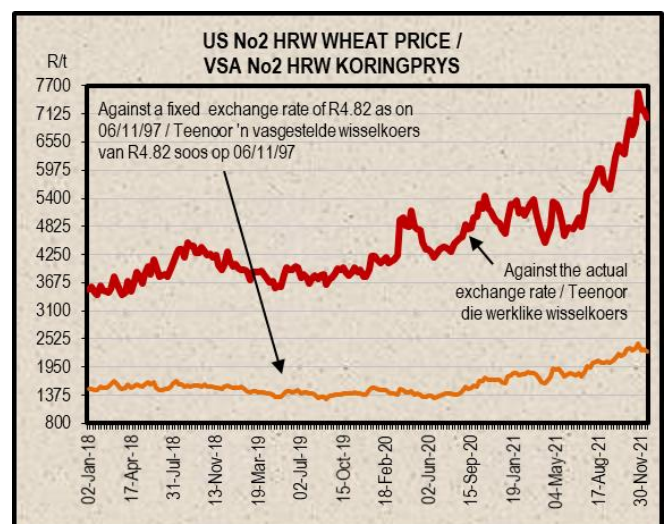
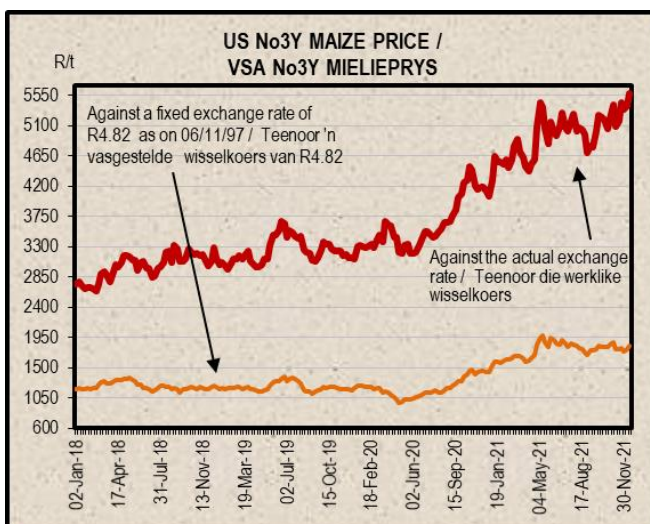
g Invoertarif / Import Tariff:

Mielies/Maize = Vry / Free

Sorghum = 3% op VAB / on FOB

h Neem asb. kennis van die verandering in Spoornet se standaard spoorvrag op 1 April 2021, na R239.70. Geldig tot 30 Sep 2021, daarna 4.1% styging tot 31 Mrt 2022.

Please note the change in Spoornet's standard railage cost on 1 April 2021 to R239.70. Valid until 30 Sep 2021, thereafter 4.1% increase until 31 Mar 2022.



9. IMPORT PARITY PRICES – WINTER CEREALS (b)(c)

9. INVOERPARITEITPARYSE - WINTERGRANE (b)(c)

| INVOERPARITEITPARYSE VAN WINTERGRANE (BTW UITGESLT) SOOS OP |               | 2022/01/18               |                    | IMPORT PARITY PRICES OF WINTER CEREALS (VAT EXCL) AS ON |                                     |                                  |  |  |
|---|---------------|--------------------------|--------------------|---|-------------------------------------|----------------------------------|--|--|
| ITEM  | Nota/<br>Note | Koring/Wheat             | Koring/Wheat       | Koring/Wheat  | Koring/Wheat                        | Koring/Wheat                     | Gars/Barley                            | ITEM   |
|   |               | VSA/<br>USA<br>Golf/Gulf | VSA/<br>USA<br>PNW | Argentynse/<br>Argentine<br>Up River                    | EU Duitsland/<br>Germany<br>Hamburg | Russies/<br>Russian<br>Black Sea | Australiese/<br>Australian<br>Adelaide |  |
|   |               | HRW                      | DNS                | Trigo Pan   | B kwaliteit/<br>quality             | 12,50%                           | Mout/Malting                           |  |
|   |               | \$/t                     | \$/t               | \$/t  | \$/t                                | \$/t                             | \$/t                                   |  |
| Internasionale VAB pryse                                    | a             | 367,00                   | 407,00             | 297,00  | 321,00                              | 332,00                           | 293,00                                 | International FOB prices                     |
| Vraggeld  | b             | 50,00                    | 50,00              | 44,00   | 45,00                               | 56,00                            | 46,00                                  | Freight Rates                                |
| Assuransie (0.3% van VAB)                                   |               | 1,10                     | 1,22               | 0,89  | 0,96                                | 1,00                             | 0,88                                   | Insurance (0.3% of FOB)                      |
| 1 KOSTE, ASSURANSIE EN VRAG (KAV) \$/T                      |               | 418,10                   | 458,22             | 341,89  | 366,96                              | 389,00                           | 339,88                                 | 1 COST, INSURANCE AND FREIGHT (CIF) \$/T     |
| <i>Omskakel na R/t</i>                                      |               |                          |                    |   |                                     |                                  |  | <i>Converted to R/t</i>                      |
| R/\$ Wisselkoers op: 2022/01/18                             | c             | 15,4500                  | 15,4500            | 15,4500   | 15,4500                             | 15,4500                          | 15,4500                                | R/\$ Exchange rate on: 2022/01/18            |
| 2 KOSTE, ASSURANSIE EN VRAG (KAV) R/t                       |               | 6459,65                  | 7079,50            | 5282,20   | 5669,53                             | 6010,05                          | 5251,15                                | 2 COST, INSURANCE AND FREIGHT (CIF) R/t      |
| Finansieringskoste  | d             | 38,49                    | 42,19              | 31,48   | 33,78                               | 35,81                            | 31,29                                  | Financing cost                               |
| 3 KOSTE, ASSURANSIE, VRAG EN FINANSIERING R/t               |               | 6498,14                  | 7121,69            | 5313,68   | 5703,31                             | 6045,86                          | 5282,44                                | 3 COST, INSURANCE, FREIGHT AND FINANCING R/t |
| Aflaaikoste   | e, f          | 216,77                   | 216,77             | 216,77  | 216,77                              | 216,77                           | 216,77                                 | Discharging cost                             |
| 3.1 Kaapstad (Hoofsaaklik kaaihyskraan metode)              |               | 204,95                   | 204,95             | 204,95  | 204,95                              | 204,95                           | 204,95                                 | 3.1 Cape Town (Mainly shore cranes method)   |
| 3.2 Durban (Hoofsaaklik suig-in-silo metode)                |               | 0,00                     | 0,00               | 0,00  | 0,00                                | 0,00                             | 0,00                                   | 3.2 Durban (Mainly suction into silo method) |
| Invoertarif   | g             |                          |                    |   |                                     |                                  |  | Import Tariff                                |
| 4 VRY OP SPOOR (VOS) R/t                                    |               |                          |                    |   |                                     |                                  |  | 4 FREE ON RAIL (FOR) R/t                     |
| 4.1 Kaapstadhawe  |               | 6714,91                  | 7338,46            | 5530,45   | 5920,08                             | 6262,63                          | 5499,21                                | 4.1 Cape Town Harbour                        |
| 4.2 Durbanhawe  |               | 6703,09                  | 7326,64            | 5518,63   | 5908,26                             | 6250,81                          | 5487,39                                | 4.2 Durban Harbour                           |
| Spoorvragkoste  | h             |                          |                    |   |                                     |                                  |  | Railage cost                                 |
| - Kaapstad na Paarl   |               | 96,81                    | 96,81              | 96,81   | 96,81                               | 96,81                            | n/a                                    | - Cape Town to Paarl                         |
| - Durban na Randfontein                                     |               | 239,70                   | 239,70             | 239,70  | 239,70                              | 239,70                           | 239,70                                 | - Durban to Randfontein                      |
| <b>5 GELEWER:</b>   |               |                          |                    |   |                                     |                                  |  | <b>5 DELIVERED:</b>                          |
| - Kaapstad na Paarl R/ton                                   |               | 6811,72                  | 7435,27            | 5627,26   | 6016,89                             | 6359,44                          | n/a                                    | - Cape Town to Paarl R/ton                   |
| - Durban na Randfontein R/ton                               |               | 6942,79                  | 7566,34            | 5758,33   | 6147,96                             | 6490,51                          | 5727,09                                | - Durban to Randfontein R/ton                |

Notas/Notes:

2022/01/18

- a Bron van pryse en vraggeld : IGC GMI  
Source of prices and freight rates: IGC GMI

Koring/Wheat: HRW No 2 (Hard Red Winter) Golf / Gulf  
Koring/Wheat: DNS 14% No 2 (Dark Northern Spring) PNW  
Koring/Wheat: Argentinië / Argentine (Up River) Trigo Pan  
Koring/Wheat: EU (Duitsland / Germany) B kwaliteit / quality  
Koring/Wheat: Russian Milling 12.5%  
Gars/Barley: Australiese moutgars/Australian malting barley (Adelaide)

| Termyn / Term | VAB/FOB<br>US\$/ton | Vraggeld / Freight Rate:<br>US\$/ton | Gars/Barley =<br>US\$ + 1 |
|---------------|---------------------|--------------------------------------|---------------------------|
| Feb 2022      | 367,00              | VSA/USA (Golf / Gulf)                | 50,00                     |
| Feb 2022      | 407,00              | Argentinië / Argentina (Upriver)     | 44,00                     |
| Jan 2022      | 297,00              | EU (Rouen)                           | 45,00                     |
| Jan 2022      | 321,00              | Australië / Australia (Kwinana)      | 45,00                     |
| Jan 2022      | 332,00              | Rusland/Russia (Novorossiysk)        | 56,00                     |
| Feb 2022      | 293,00              |                                      |                           |

- b Vraggeld: bereken vir vragte van +/- 20 000 - 30 000t. / Freight rates: calculated for freights of +/- 20 000 - 30 000t.

- c Reserwebank / Reserve Bank

- d Finansieringskoste: 30 000t @ KAV @ primakoers vir 30 dae. Bron/Source: SARB 7,25% 2021/11/19  
Financing cost: 30 000t @ CIF @ prime rate for 30 days.

- e Aflaaikoste / Discharging cost (R/ton):  
Bron / Source: Mainport Africa Shipping

|            | Koring/Wheat: | Gars/Barley: |
|------------|---------------|--------------|
| Kaapstad / | 216,77        | 216,77       |
| Durban:    | 204,95        | 204,95       |

- f Ingesluit: Kaaigelde, hantering, kaaitoesig, agente/dokumentasie, logistiek & opnames (inspeksie van skeepsvrag).

Included: Wharfage, handling, wharf supervision, agent/documentation, logistic & survey (inspection of shipload).

Uitgesluit: Gesondheidsinspeksie-, skeepagentskapfooi, strooktoetsingsfooi vir GMO, opbergingskoste asook BTW en invoerbelasting.

Excluded: Health inspection fee, Ship agency fee, strip testing fees for GMO, storage costs as well as VAT and import duty.

N.B: Slegs 'n aanduiding, aangesien koste van opname beding kan word / N.B: Indication only, as cost of survey can be negotiated.

- g Invoertarif / Import Tariff:

Koring/Wheat = Vry/Free

Gars/Barley = Vry/Free

- h Neem asb. kennis van verandering in Spoornet se standaard spoorvrag op 1 April 2021 soos volg:

Kaapstad na Paarl R96.81 en Durban na Randfontein R239.70. Geldig tot 30 Sep 2021, daarna 4.1% styging tot 31 Mrt 2022.

Please note the change on 1 April 2021, in Spoornet's standard railrage cost as follows:

Cape Town to Paarl R96.81 and Durban to Randfontein R239.70. Valid until 30 Sep 2021, thereafter 4.1% increase until 31 Mar 2022.

10. IMPORT PARITY PRICES – OIL SEEDS (b)(c)(f)(g)

10. INVOERPARITEITPRYSE - OLIESADE (b)(c)(f)(g)

| INVOERPARITEITPRYSE VAN OLIESADE (BTW UITGESLT) SOOS OP |               | 2022/01/18               |                                      |                                  |                               |                          |                                    |  |                                     | IMPORT PARITY PRICES OF OIL SEEDS (VAT EXCL) AS ON |  |
|---|---------------|--------------------------|--------------------------------------|----------------------------------|-------------------------------|--------------------------|------------------------------------|--|-------------------------------------|--|--|
| ITEM  | Nota/<br>Note | Sojabone/<br>Soybeans    | Sojabone/<br>Soybeans                | Sojabone/<br>Soybeans            | Sonneblom/<br>Sunflower<br>EU | Sonneblom/<br>Sunflower  | Canola                             | Grondbone/<br>Groundnuts                         | Grondbone/<br>Groundnuts            | ITEM   |  |
|   |               | VSA/<br>USA<br>Golf/Gulf | Argentynse/<br>Argentine<br>Up River | Brazilië/<br>Brazil<br>Paranagua | Franse/<br>French<br>Bordeaux | Swart See /<br>Black Sea | Kanadese/<br>Canadian<br>Vancouver | Argentynse/<br>Argentine<br>Raw Runners<br>40/50 | VSA/<br>USA<br>Raw Runners<br>40/50 |  |  |
| Internasionale VAB pryse                                | a             | \$/t                     | \$/t                                 | \$/t                             | \$/t                          |                          | \$/t                               | \$/t   | \$/t                                | International FOB prices                           |  |
| Vraggeld  | b             | 548,00                   | 590,00                               | 523,00                           | 708,00                        | 670,00                   | 837,00                             | 1450,00  | 1500,00                             | Freight Rates                                      |  |
| Assuransie (0.3% van VAB)                               |               | 50,00                    | 44,00                                | 36,00                            | 45,00                         | 56,00                    | 55,00                              | 80,00  | 50,00                               | Insurance (0.3% of FOB)                            |  |
| 1 KOSTE, ASSURANSIE EN VRAG (KAV) \$/T                  |               | 1,64                     | 1,77                                 | 1,57                             | 2,12                          | 2,01                     | 2,51                               | 4,35   | 4,50                                | 1 COST, INSURANCE AND FREIGHT (CIF) \$/T           |  |
| Omskakel na R/t   |               | 599,64                   | 635,77                               | 560,57                           | 755,12                        | 728,01                   | 894,51                             | 1534,35  | 1554,50                             | Converted to R/t                                   |  |
| R/\$ Wisselkoers op: 2022/01/18                         | c             | 15,4500                  | 15,4500                              | 15,4500                          | 15,4500                       | 15,4500                  | 15,4500                            | 15,4500  | 15,4500                             | R/\$ Exchange rate on: 2022/01/18                  |  |
| 2 KOSTE, ASSURANSIE EN VRAG (KAV) R/t                   |               | R/t                      | R/t                                  | R/t                              | R/t                           |                          | R/t                                | R/t  | R/t                                 | 2 COST, INSURANCE AND FREIGHT (CIF) R/t            |  |
|   |               | 9264,44                  | 9822,65                              | 8660,81                          | 11666,60                      | 11247,75                 | 13820,18                           | 23705,71   | 24017,03                            |  |  |
| Finansieringskoste                                      | d             | 55,21                    | 58,53                                | 51,61                            | 69,52                         | 67,02                    | 82,35                              | 141,26   | 143,12                              | Financing cost                                     |  |
| 3 KOSTE, ASSURANSIE, VRAG EN FINANSIERING R/t           |               | 9319,65                  | 9881,18                              | 8712,42                          | 11736,12                      | 11314,77                 | 13902,53                           | 23846,97   | 24160,15                            | 3 COST, INSURANCE, FREIGHT AND FINANCING R/t       |  |
| Aflaaiikoste: Durban                                    | e, f          | 204,95                   | 204,95                               | 204,95                           | 219,95                        | 219,95                   | 204,95                             | 612,23   | 612,23                              | Discharging cost: Durban                           |  |
| Invoertarif:  | g             | 677,33                   | 729,24                               | 646,43                           | 0,00                          | 0,00                     | 1293,17                            | 2240,25  | 2317,50                             | Import Tariff:                                     |  |
| 4 VRY OP SPOOR (VOS) R/t: Durban                        |               | 10201,93                 | 10815,37                             | 9563,80                          | 11956,07                      | 11534,72                 | 15400,65                           | 26699,45   | 27089,88                            | 4 FREE ON RAIL (FOR) R/t: Durban                   |  |
| Spoorvragkoste  | h             |                          |                                      |                                  |                               |                          |                                    |  |                                     | Railage cost                                       |  |
| - Durban na Randfontein                                 |               | 239,70                   | 239,70                               | 239,70                           | 239,70                        | 239,70                   | 239,70                             | -  | -                                   | - Durban to Randfontein                            |  |
| <b>5 GELEWER:</b>                                       |               |                          |                                      |                                  |                               |                          |                                    |  |                                     | <b>5 DELIVERED:</b>                                |  |
| <b>- Durban na Randfontein R/ton</b>                    |               | <b>10441,63</b>          | <b>11055,07</b>                      | <b>9803,50</b>                   | <b>12195,77</b>               | <b>11774,42</b>          | <b>15640,35</b>                    | -  | -                                   | <b>- Durban to Randfontein R/ton</b>               |  |

Notas/Notes:

a Bron van pryse en vraggeld / Source of prices and freight rates : IGC (GMI), Geogalos Peanut World & Oilworld  
2022/01/18

| Termyn / Term   | US\$/ton<br>(VAB/FOB) | Vraggeld/Freight Rate:          | US\$/ton |
|---|-----------------------|---------------------------------|----------|
| Sojabone/Soybeans: VSA/USA (Golf/Gulf)                        | Feb 2022 548,00       | US Golf / Gulf                  | 50,00    |
| Sojabone/Soybeans: Argentinië/Argentina (Up River)            | Jan 2022 590,00       | Argentinië / Argentina          | 44,00    |
| Sojabone/Soybeans: Brazilië/Brazil (Paranagua)                | Feb 2022 523,00       | Brazilië/Brazil (Santos)        | 36,00    |
| Sonneblom/Sunflower: EU Frankryk/France (Bordeaux)            | Jan 2022 708,00       | EU (Rouen)                      | 45,00    |
| Sonneblom/Sunflower: Swart See/Black Sea                      | Feb 2022 670,00       | Kanada/Canada (St Lawrence)     | 55,00    |
| Canola: Kanada/Canada (Vancouver)                             | Feb 2022 837,00       | Rusland / Russia (Novorossiysk) | 56,00    |
| Grondbone/Groundnuts: Argentinië/Argentina (Raw Runner 40/50) | Feb 2022 1450,00      | Grondbone/Groundnuts (ARG)      | 80,00    |
| Grondbone/Groundnuts: VSA/USA (Runners 40/50)                 | Feb 2022 1500,00      |                                 |          |

b Vraggeld: bereken vir vragte van +/- 20 000 - 30 000t. / Freight rates: calculated for freights of +/- 20 000 - 30 000t.

c Reserwebank / Reservebank

d Finansieringskoste: 30 000t @ KAV @ primakoers vir 30 dae. Bron/Source: SARB 7,25% 2021/11/19  
Financing cost: 30 000t @ CIF @ prime rate for 30 days.

e Aflaaiikoste / Discharging costs (R/ton):

|         | Sojabone/<br>Soybeans | Sonneblom/<br>Sunflower | Canola | Grondbone/<br>Groundnuts |
|---------|-----------------------|-------------------------|--------|--------------------------|
| Durban: | 204,95                | 219,95                  | 204,95 | 612,23                   |

f Aflaaiikoste / Discharging fees:  
Ingesluit: Kaaijeld, hantering, kaaibesig, agente/dokumentasie, logistiek & opnames (inspeksie van skeepsvrag) /  
Included: Wharfage, handling, wharf supervision, agent/documentation, logistic & survey (inspection of shipload).  
Uitgesluit: Gesondheidsinspeksie-, skeepagentskapfooi, strooktoetsingsfooi vir GMO, opbergingskoste asook BTW en invoerbelasting /  
Excluded: Health inspection fee, Ship agency fee, strip testing fees for GMO, storage costs as well as VAT and import duty.  
N.B: Slegs 'n aanduiding, aangesien koste van opname beding kan word / N.B: Indication only, as cost of survey can be negotiated.

g Invoertarif / Import Tariff:  
Sojabone/Soybeans = 8% op VAB / on FOB  
Sonneblom/Sunflower = Vry / Free  
Canola = 10% op VAB / on FOB  
Grondbone/Groundnuts = 10% op VAB / on FOB

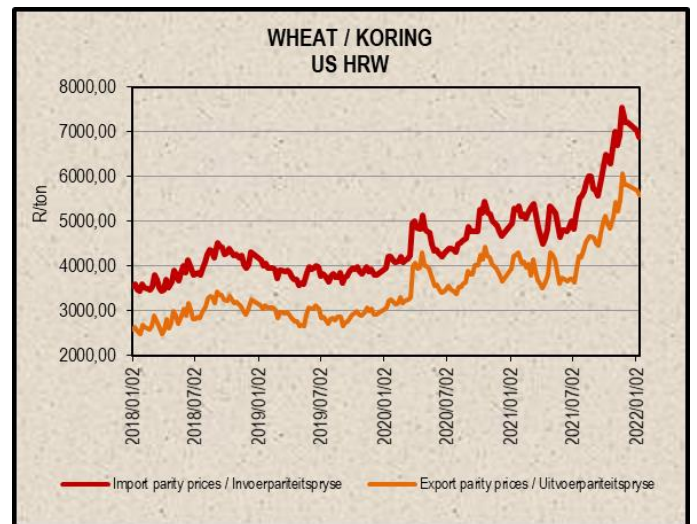
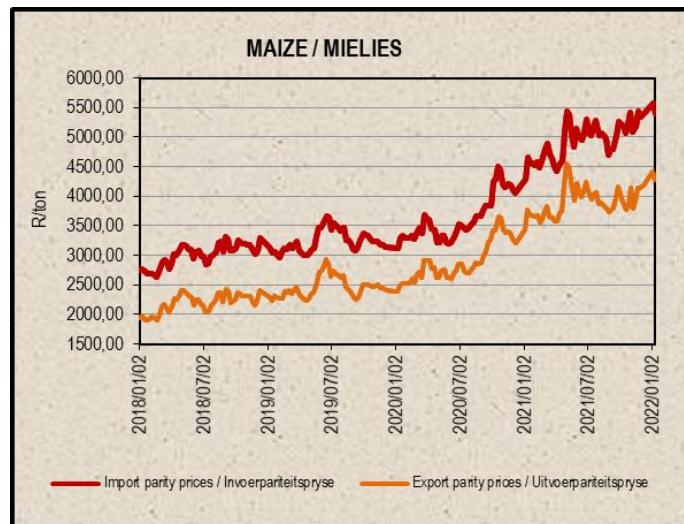
h Neem asb. kennis van die verandering in Spoornet se standaard spoorvrag op 1 April 2021, na R239.70. Geldig tot 30 Sep 2021, daarna 4.1% styging tot 31 Mrt 202.  
Please note the change on 1 April 2021 in Spoornet's standard railage cost to R239.70. Valid until 30 Sep 2021, thereafter a 4.1% increase until 31 Mar 2022.

i Kwotasies is k.a.v. pryse. VAB pryse dus berekende pryse (kav minus vraggeld) / Quotes are c.i.f. prices. FOB prices are therefore calculated prices (cif minus freight rates).

11. EXPORT PARITY PRICES (b)(c)

11. UITVOERPARITEITPRYSE (b)(c)

| INDICATIVE EXPORT PARITY PRICES AS ON  | 2022/01/18                                 |  |                                       |   | AANDUIDENDE UITVOERPARITEITSPRYSE SOOS OP   |
|--|--|--|---------------------------------------|---|---|
|  | US No3Y<br>Maize/ Mielies<br>Gulf/Golf (b) | US HRW<br>Wheat/Koring<br>Gulff/Golf (b) | US DNS 14%<br>Wheat/Koring<br>PNW (b) | Argentine Raw<br>Runner 40/50<br>Groundnuts/<br>Grondbone (f) |   |
| This is <b>only an example</b> of how an export parity price can be calculated - it can vary according to need | Feb 2021                                   | Feb 2021                                 | Feb 2021                              | Feb 2021  | Hierdie is slegs 'n voorbeeld van hoe 'n uitvoerpariteitsprys bereken kan word - dit kan varieer volgens behoefte |
| FOB Gulf value (\$/t)  | 281,00                                     | 367,00                                   | 407,00                                | 1450,00   | VAB Golfwaarde (\$/t)   |
| Difference in quality and locality of SA <sup>1</sup>  |  |  |                                       |   | <sup>1</sup> Kwaliteits- en liggingsverskil van SA  |
| Maize: Plus US\$10 (\$/t)  | \$10.00                                    |  |                                       |   | Mielies: Plus VSA\$10 (\$/t)  |
| Groundnuts: Less 3,5% of fob value   |  |  |                                       | 96,5%   | Grondbone: Min 3,5% van vab waarde  |
| SA fob price (\$/t)  | 291,00                                     | 367,00                                   | 407,00                                | 1399,25   | SA vab prys (\$/t)  |
| Exchange rate (1\$=: (2022/01/18) <sup>2</sup>   | 15,4500                                    | 15,4500                                  | 15,4500                               | 15,4500   | <sup>2</sup> Wisselkoers (1\$=: (2022/01/18)  |
| FOB Gulf value (R/t)   | 4495,95                                    | 5670,15                                  | 6288,15                               | 21618,41  | VAB Golfwaarde (R/t)  |
| <b>Marketing costs:</b>  |  |  |                                       |   | <b>Bemarkings koste:</b>  |
| Financing (Prime rate 7.25% - 30 days) (R/t)   | 26,79                                      | 33,79                                    | 37,47                                 | 128,82  | Finansieringskoste (Primakoers 7.25% - 30 dae) (R/t)  |
| Railage: <sup>3</sup>  |  |  |                                       |   | <sup>3</sup> Spoorvrage:  |
| Randfontein – Durban harbour   | 239,70                                     | 239,70                                   | 239,70                                | -   | Randfontein – Durbanhawe  |
| Loading costs: (R/t) <sup>4</sup>  |  |  |                                       |   | <sup>4</sup> Oplaai-koste: (R/t)  |
| Durban Harbour (Mainly spout method)   | 211,35                                     | 214,95                                   | 214,95                                | 580,08  | Durbanhawe (Hoofsaaklik tregter metode)   |
| <b>EXPORT REALISATION (R/t):</b>   |  |  |                                       |   | <b>UITVOER REALISASIE (R/t):</b>  |
| <b>Randfontein</b>   | <b>4018,11</b>                             | <b>5181,71</b>                           | <b>5796,03</b>                        | <b>20909,51</b>   | <b>Randfontein</b>  |
| <i>Difference in quality and locality of SA</i>  |  |  |                                       |   | <i>Kwaliteits- en liggingsverskil van SA</i>  |
| <i>As from 14 June 2012, the discount/rebate will no longer be used to calculate the Reserve Bank</i>          |  |  |                                       |   | <i>Vanaf 14 Junie 2012 sal die diskonto/premie nie meer gebruik word by die berekening Reserwebank</i>            |
| <i>Railage costs:</i>  |  |  |                                       |   | <i>Spoorvrage koste:</i>  |
| <i>Loading costs, received from Mainport Africa Shipping:</i>  |  |  |                                       |   | <i>Oplaai-koste, ontvang van Mainport Africa Shipping:</i>  |
| <i>Included: Cargo dues, handling, wharf supervision, agency/documentation, logistics &amp;</i>                |  |  |                                       |   | <i>Ingesluit: Kaai-gelde, hantering, kaaitoesig, agente/dokumentasie, logistiek &amp; opnames</i>                 |



## 12. WEATHER

For local weather, please follow the link below:

<https://www.accuweather.com/en/za/south-africa-weather>

## 12. WEER

Vir plaaslike weer, volg asseblief die onderstaande skakel:

<https://www.accuweather.com/en/za/south-africa-weather>

### **Sources / Bronne:**

(a) = Safex; (b) = International Grains Council; (c) = SARB;

(d) = CBOT; (e) = KCBT; (f) = Oil World; (g) = Georganos Peanut World.

\* Formula according to ITAC (International Trade Administration Commission of South Africa)/  
Formule volgens ITAC (International Trade Administration Commission of South Africa)

Nico Hawkins

General Manager / Hoofbestuurder

**Indemnity/Vrywaring:** Although everything has been done to ensure the accuracy of the information, neither SAGIS nor any of its directors or employees takes any responsibility for actions or losses that might occur as a result of the usage of this information. / Alhoewel alles gedoen is om te verseker dat die inligting korrek is, aanvaar nie SAGIS of enige van sy direkteure of werknemers verantwoordelikheid vir enige aksies of verliese as gevolg van die inligting wat gebruik is nie.