

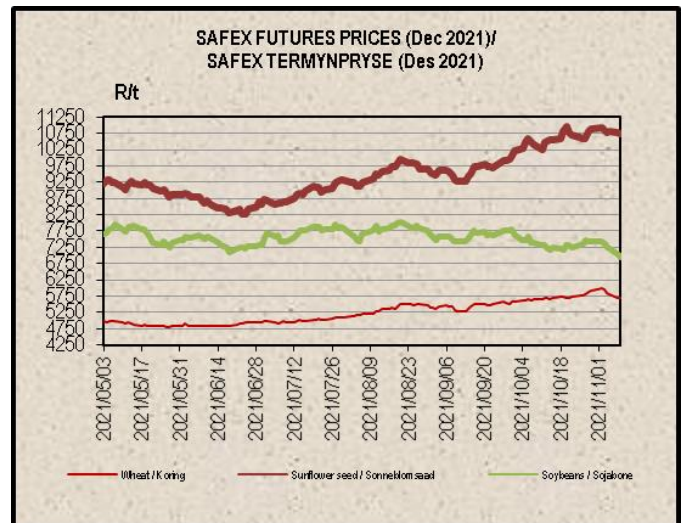
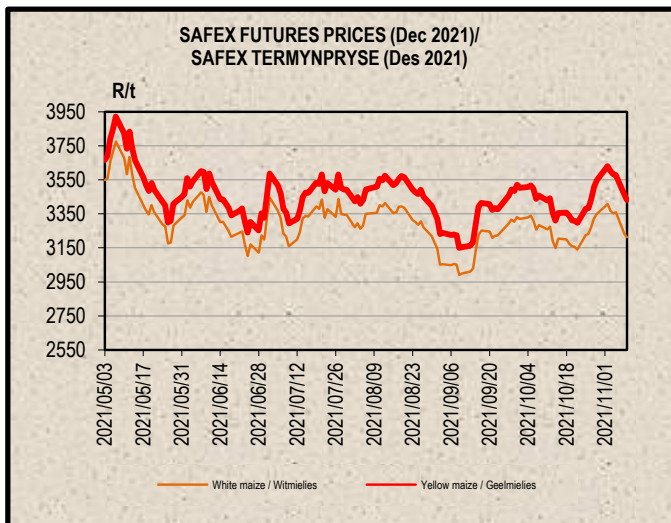
SAGIS WEEKLY BULLETIN / SAGIS WEEKLIKSE BULLETIN

1. PRODUCER DELIVERIES:	1. PRODUSENTELEWERINGS:
http://www.sagis.org.za/weekly_prod_deliveries.html	
2. IMPORTS, EXPORTS & MAIZE INTENTIONS:	2. INVOERE, UITVOERE & MIELIE INTENSIES:
http://www.sagis.org.za/weekly_imp-exp.html	

3. DOMESTIC PRICES PER SAFEX (R/t)(a)

3. PLAASLIKE PRYSE VOLGENS SAFEX (R/t)(a)

Commodity	Future Prices / Termynpryse (2021/11/09) R/ton					Kommoditeit
	Nov-21	Dec-21	Mar-22	May-22	Jul-22	
White maize	3 214.00	3 212.00	3 241.00	3 177.00	3 199.00	Witmielies
Yellow maize	3 415.00	3 432.00	3 441.00	3 319.00	3 322.00	Geelmielies
Wheat	5 656.00	5 675.00	5 780.00	5 827.00	5 858.00	Koring
Sunflower	10 676.00	10 719.00	9 896.00	8 870.00	8 934.00	Sonneblom
Soybeans	6 939.00	6 959.00	6 981.00	6 894.00	7 012.00	Sojabone
Sorghum	n/a	4 230.00	n/a	n/a	n/a	Sorghum



4. IMPORT TARIFF ON MAIZE & WHEAT (b)(c)

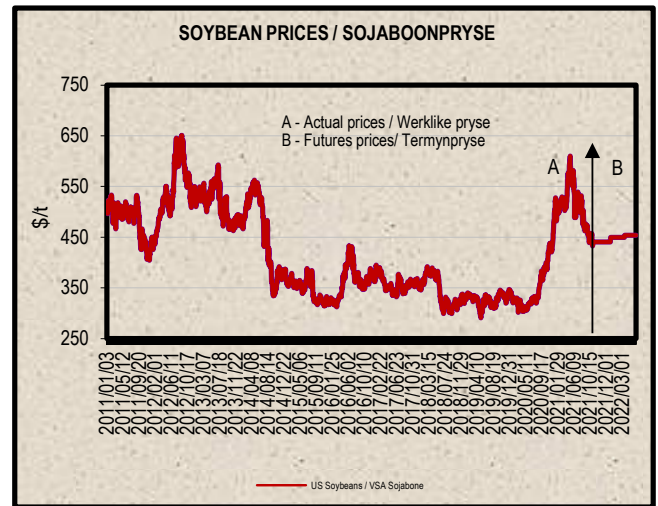
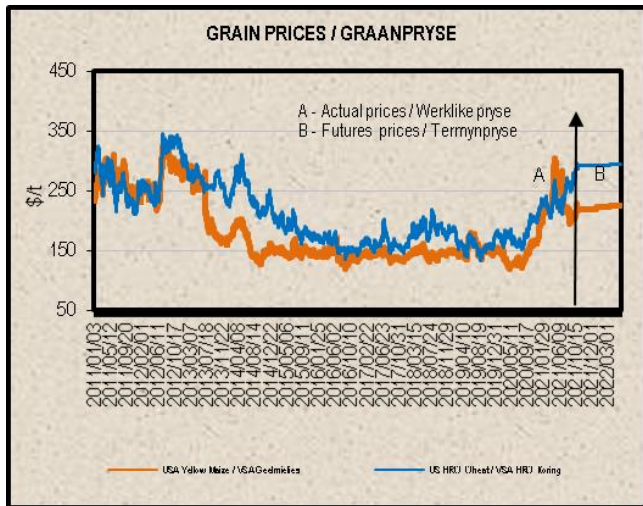
4. INVOERTARIEF OP MIELIES & KORING (b)(c)*

http://www.sagis.org.za/import_tariffs.html

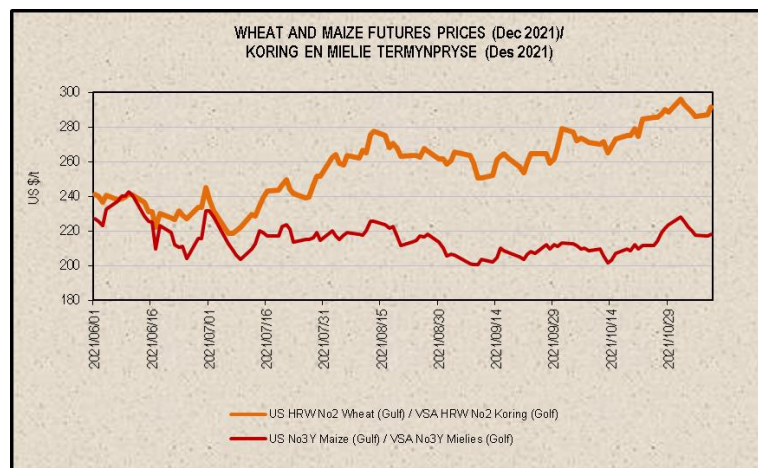
5. PRICES – INTERNATIONAL (US\$/t)

5. PRYSE - INTERNASIONAAL (VSA\$/t)

FOB (US\$/t)	Export Quotations/ Uitvoerkwotasie (b)(f)(g)				VAB (VSA\$/t)
	2021/11/09	2021/11/02	2021/10/26	2021/10/19	
US No 2 HRW Wheat (Gulf)	367.00	370.00	363.00	348.00	VSA No 2 HRW Koring (Golf)
US DNS Wheat 14% PNW	444.00	463.00	447.00	430.00	VSA DNS Koring 14% PNW
Argentine Wheat (Up River)	315.00	317.00	300.00	295.00	Argentynse Koring (Up River)
EC (France) Wheat (grade 1)	333.00	343.00	333.00	324.00	EU (Frankryk) Koring (graad 1)
EC (Germany) B Quality Wheat	333.00	345.00	336.00	329.00	EU (Duitsland) B Kwaliteit Koring
Russia Milling 12.5%	333.00	333.00	321.00	315.00	Swart See Maalkoring
US No 3Y Maize (Gulf)	260.00	275.00	267.00	264.00	VSA No3Y Mielies (Golf)
Argentine Maize (Up River)	248.00	257.00	250.00	247.00	Argentynse Mielies (Up River)
US Sorghum (Gulf)	297.00	308.00	299.00	295.00	VSA Sorghum (Golf)
Argentine Sorghum (Up River)	240.00	240.00	240.00	240.00	Argentynse Sorghum (Up River)
US Soybeans (Gulf)	481.00	501.00	502.00	502.00	VSA Sojabone (Gulf)
Argentine Soybeans (Up River)	532.00	547.00	545.00	541.00	Argentynse Sojabone (Up River)
Canadian Canola	866.00	871.00	831.00	816.00	Kanadese Canola
Argentine Groundnuts Runners 40/50	1470.00	1520.00	1520.00	1520.00	Argentynse Grondbone 40/50 Runners
US Groundnuts Runners 40/50 shelled	1496.00	1491.00	1489.00	1500.00	VSA Grondbone 40/50 Runners uitgedop
Australian Malting Barley (Commander Malt)	295.00	292.00	286.00	284.00	Australiese Moutgars (Commander Mout)



Futures prices (US\$/t) / Termynpryse (VSA\$/t) (d)(e) (2021/11/09)							
Commodity	Dec-21	Mar-22	May-22	Jul-22	Sep-22	Dec-22	Kommoditeit
US No3 Yellow maize	218.34	222.12	224.08	224.87	216.29	213.06	VSA No3 Geelmielies
US No2 HRW wheat	291.52	293.21	293.43	289.39	288.88	291.08	VSA No2 HRW koring
US Soybeans	n/a	449.60	453.56	456.43	450.85	n/a	VSA Sojabone



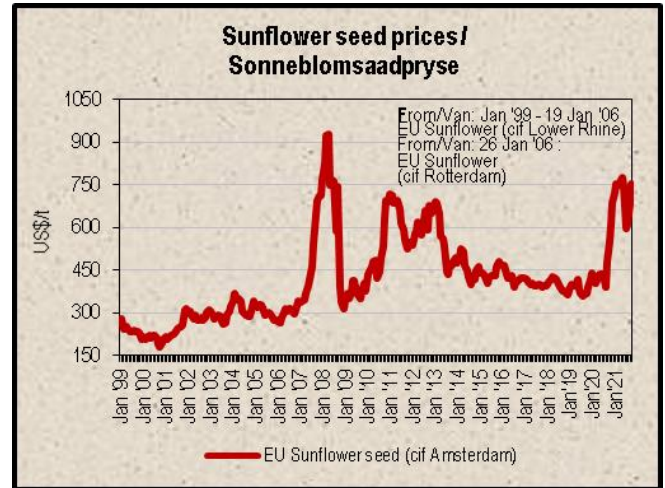
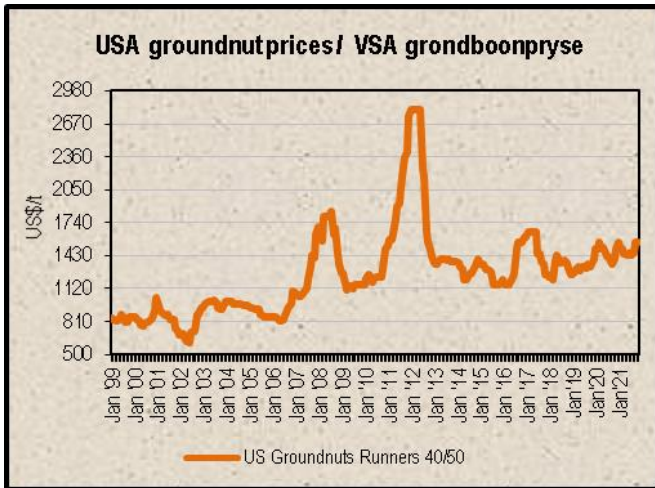
6. LOWEST REPRESENTATIVE ASKING PRICES
(US\$/t)(f)(g)(Prices of previous week)

6. LAAGSTE VERTEENWOORDIGENDE PRYSE GEVRA
(Pryse van vorige week)(VSA\$/t)(f)(g)

US\$/t	2021/11/04	2021/10/28	Change/ Verandering	VSA\$/t
Soybeans, USA, c.i.f. Rotterdam	558	561	-0.5%	Sojabone, VSA, k.a.v. Rotterdam
Groundnuts, USA Runners 40/50*	1560	1560	0.0%	Grondbone, VSA Runners 40/50*
Groundnuts, Argentine Runners 40/50*	1550	1600	-3.1%	Grondbone, Argentynse Runners 40/50*
Sunflower seed, EU c.i.f. Amsterdam	755	755	0.0%	Sonneblomsaad, EU k.a.v. Amsterdam
Sunflower seed, fob Black Sea	700	700	0.0%	Sonneblomsaad, Swart See
Sunflower-oil, EU (fob) N.W. Europe	1430	1430	0.0%	Sonneblom-olie, EU (vab) N.W. Eur.
Rapeseed, Europe, 00, c.i.f. Hamburg	807	785	2.8%	Raapsaad, Europa, 00, k.a.v. Hamburg

* Shelled, c.i.f. Rotterdam

* Uitgedop k a v Rotterdam



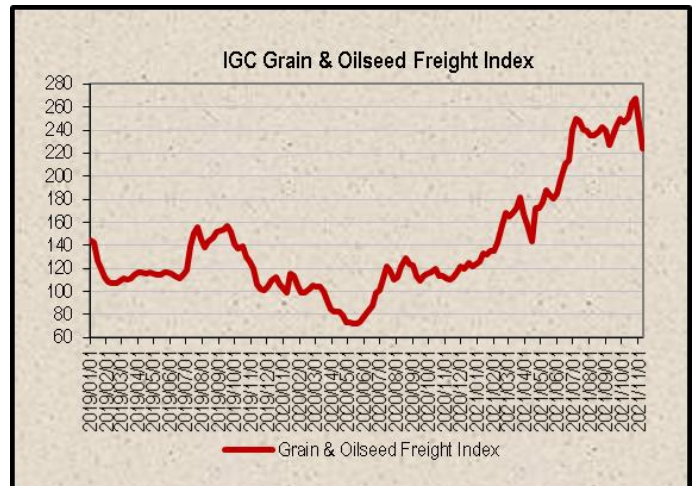
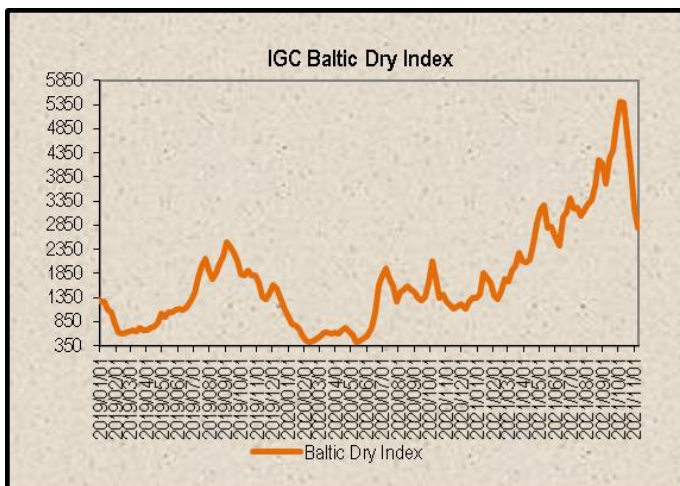
7. IGC FREIGHT INDICES (b) *

7. IGC VRAG INDEKSE (b) *

IGC FREIGHT INDICES / IGC VRAG INDEKSE							
	2021/10/05	2021/10/12	2021/10/19	2021/10/26	2021/11/02	2021/11/09	
Baltic Dry Index	5409	5378	4714	4056	3187	2805	Graan & Oliesade Vrag Indeks*
Grain & Oilseeds Freight Index*	247	251	263	267	246	224	Baltiese Droë Indeks

* IGC's Grain & Oilseeds Freight Index (GOFI) - covers 68 routes. The first week of January 2013 is taken as the index base of 100.

* IGC se Graan & Oliesade Vrag Indeks (GOVI) - verteenwoordig 68 roetes. Die eerste week van Januarie 2013 word gebruik as die indeks basis van 100.



8. IMPORT PARITY PRICES – SUMMER GRAINS (b)(c)

8. INVOERPARITEITPRYSE - SOMERGRANE (b)(c)

INVOERPARITEITPRYSE VAN SOMERGRANE (BTW UITGESLT) SOOS OP			2021/11/09		IMPORT PARITY PRICES OF SUMMER GRAINS (VAT EXCL) AS ON		
ITEM	Nota/ Note	Mielies/Maize	Mielies/Maize	Sorghum	Sorghum	Sorghum	ITEM
		VSA/ USA Golf/Gulf (no.3Y)	Argentynse/ Argentine Up River	VSA/ USA Golf/Gulf	Argentynse/ Argentine Up River	Australiese/ Australian Brisbane	
Internasionale VAB pryse	a	\$/t	\$/t	\$/t	\$/t	\$/t	International FOB prices
Vraggeld	b	260.00	248.00	297.00	240.00	272.00	Freight Rates
Assuransie (0.3% van VAB)		64.00	50.00	64.00	50.00	48.00	Insurance (0.3% of FOB)
1 KOSTE, ASSURANSIE EN VRAG (KAV) \$/T		0.78	0.74	0.89	0.72	0.82	1 COST, INSURANCE AND FREIGHT (CIF) \$/T
<i>Omskakel na R/t</i>		324.78	298.74	361.89	290.72	320.82	<i>Converted to R/t</i>
R/\$ Wisselkoers op: 2021/11/09	c	14.9395	14.9395	14.9395	14.9395	14.9395	R/\$ Exchange rate on: 2021/11/09
2 KOSTE, ASSURANSIE EN VRAG (KAV) R/t		R/t	R/t	R/t	R/t	R/t	2 COST, INSURANCE AND FREIGHT (CIF) R/t
Finansieringskoste	d	4852.05	4463.03	5406.46	4343.21	4792.89	Financing cost
3 KOSTE, ASSURANSIE, VRAG EN FINANSIERING R/t		27.92	25.68	31.11	24.99	27.58	3 COST, INSURANCE, FREIGHT AND FINANCING R/t
Aflaaiikoste:	e, f	4879.97	4488.71	5437.57	4368.20	4820.47	Discharging cost:
- Kaapstad		216.77	216.77	n/a	n/a	n/a	- Cape Town
- Durban		204.95	204.95	204.95	204.95	204.95	- Durban
Invoertarif	g	0.00	0.00	133.11	107.56	121.91	Import Tariff
4 VRY OP SPOOR (VOS) R/t		5096.74	4705.48	n/a	n/a	n/a	4 FREE ON RAIL (FOR) R/t
- Kaapstad		5084.92	4693.66	5570.68	4475.76	4942.38	- Cape Town
- Durban							- Durban
Spoorvragkoste	h						Railage cost
- Durban na Randfontein		239.70	239.70	239.70	239.70	239.70	- Durban to Randfontein
5 GELEWER:							5 DELIVERED:
- Durban na Randfontein R/ton		5324.62	4933.36	5810.38	4715.46	5182.08	- Durban to Randfontein R/ton

Notas/Notes:

a Bron van pryse en vraggeld : IGC GMI
Source of prices and freight rates: IGC GMI

2021/11/09

Termyn / Term	US\$/ton (VAB/FOB)	Vraggeld/Freight Rate:	US\$/ton
Nov 2021	260.00	US Golf / Gulf	64.00
Nov 2021	248.00	Argentinië / Argentina	50.00
Nov 2021	297.00	Australië/Australia (Fremantle)	48.00
Nov 2021	240.00		
Nov 2021	272.00		

Mielies/Maize: VSA/USA (Golf/Gulf No.3Y)
Mielies/Maize: Argentinië/Argentina (Up River)
Sorghum: VSA/USA (Golf / Gulf Milo)
Sorghum: Argentinië/Argentina (Up River)
Sorghum: Australië/Australia (Brisbane)

b Vraggeld: bereken vir vragte van +/- 20 000 - 30 000t / Freight rates: calculated for freights of +/- 20 000 - 30 000t

c Reserwebank / Reserve Bank

d Finansieringskoste: 30 000t @ KAV @ primakoers vir 30 dae. Bron/Source: SARB 7.00% 2020/07/24
Financing cost: 30 000t @ CIF @ prime rate for 30 days.

e Aflaaiikoste / Discharging costs (R/ton):

	Mielies/Maize:	Sorghum
Kaapstad / Cape Town:	216.77	n/a
Durban:	204.95	204.95

Bron / Source: Mainport Africa Shipping

f Ingesluit: Kaai gelde, hantering, kaaitoetsing, agente/dokumentasie, logistiek & opnames (inspeksie van skeepsvrag) /

Included: Wharfage, handling, wharf supervision, agent documentation, logistic & survey (inspection of shipload).

Uitgesluit: Gesondheidsinspeksie-, skeepagentskapfooi, strooktoetsingsfooi vir GMO, opbergingskoste asook BTW en invoerbelasting /
Excluded: Health inspection fee, Ship agency fee, strip testing fees for GMO, storage costs as well as VAT and import duty.

N.B: Slegs 'n aanduiding, aangesien koste van opname beding kan word / N.B: Indication only, as cost of survey can be negotiated.

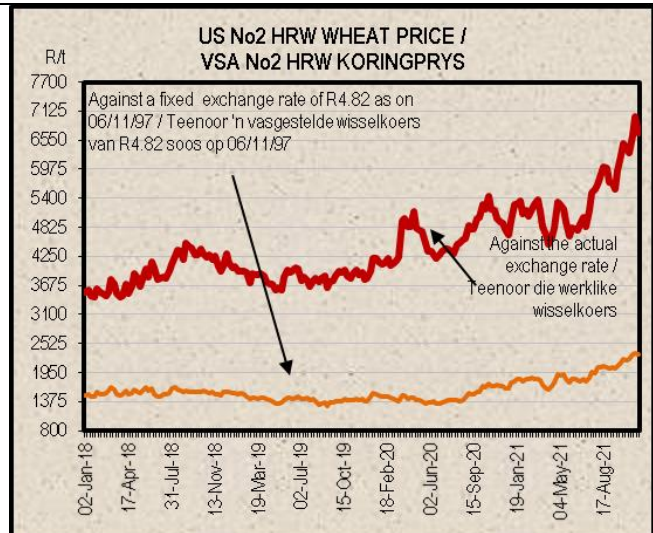
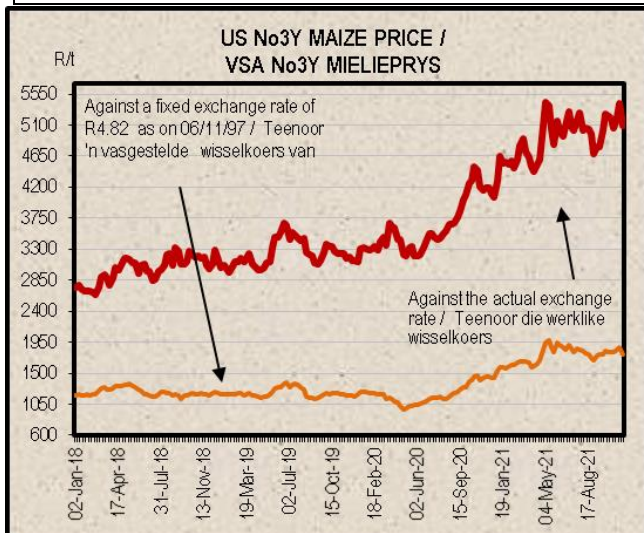
g Invoertarif / Import Tariff:

Mielies/Maize = Vry / Free

Sorghum = 3% op VAB / on FOB

h Neem asb. kennis van die verandering in Spoorne se standaard spoorvrag op 1 April 2021, na R239.70. Geldig tot 30 Sep 2021, daarna 4.1% styging tot 31 Mrt 2022.

Please note the change in Spoornet's standard railage cost on 1 April 2021 to R239.70. Valid until 30 Sep 2021, thereafter 4.1% increase until 31 Mar 2022.



9. IMPORT PARITY PRICES – WINTER CEREALS (b)(c)

9. INVOERPARITEITPRYSSE - WINTERGRANE (b)(c)

INVOERPARITEITPRYSSE VAN WINTERGRANE (BTW UITGESLT) SOOS OP		2021/11/09				IMPORT PARITY PRICES OF WINTER CEREALS (VAT EXCL) AS ON		
ITEM	Nota / Note	Koring/Wheat	Koring/Wheat	Koring/Wheat	Koring/Wheat	Koring/Wheat	Gars/Barley	ITEM
		VSA/ USA Golf/Gulf HRW	VSA/ USA PNW DNS	Argentynse/ Argentine Up River Trigo Pan	EU Duitsland/ Germany Hamburg B kwaliteit/ quality	Russies/ Russian Black Sea 12.50%	Australiese/ Australian Adelaide Mout/Malting	
		\$/t	\$/t	\$/t	\$/t	\$/t	\$/t	
Internasionale VAB pryse	a	367.00	444.00	315.00	333.00	333.00	295.00	International FOB prices
Vraggeld	b	64.00	64.00	50.00	58.00	70.00	49.00	Freight Rates
Assuransie (0.3% van VAB)		1.10	1.33	0.95	1.00	1.00	0.89	Insurance (0.3% of FOB)
1 KOSTE, ASSURANSIE EN VRAG (KAV) \$/T		432.10	509.33	365.95	392.00	404.00	344.89	1 COST, INSURANCE AND FREIGHT (CIF) \$/T
<i>Omskakel na R/t</i>								<i>Converted to R/t</i>
R/\$ Wisselkoers op: 2021/11/09	c	14.9395	14.9395	14.9395	14.9395	14.9395	14.9395	R/\$ Exchange rate on: 2021/11/09
2 KOSTE, ASSURANSIE EN VRAG (KAV) R/t		6455.36	7609.14	5467.11	5856.28	6035.56	5152.48	2 COST, INSURANCE AND FREIGHT (CIF) R/t
Finansieringskoste	d	37.14	43.78	31.45	33.69	34.73	29.64	Financing cost
3 KOSTE, ASSURANSIE, VRAG EN FINANSIERING R/t		6492.50	7652.92	5498.56	5889.97	6070.29	5182.12	3 COST, INSURANCE, FREIGHT AND FINANCING R/t
Aflaaikoste	e, f							Discharging cost
3.1 Kaapstad (Hoofsaaklik kaaihyskraan metode)		216.77	216.77	216.77	216.77	216.77	216.77	3.1 Cape Town (Mainly shore cranes method)
3.2 Durban (Hoofsaaklik suig-in-silo metode)		204.95	204.95	204.95	204.95	204.95	204.95	3.2 Durban (Mainly suction into silo method)
Invoertarif	g	0.00	0.00	0.00	0.00	0.00	0.00	Import Tariff
4 VRY OP SPOOR (VOS) R/t								4 FREE ON RAIL (FOR) R/t
4.1 Kaapstadhawe		6709.27	7869.69	5715.33	6106.74	6287.06	5398.89	4.1 Cape Town Harbour
4.2 Durbanhawe		6697.45	7857.87	5703.51	6094.92	6275.24	5387.07	4.2 Durban Harbour
Spoorvragkoste	h							Railage cost
- Kaapstad na Paarl		96.81	96.81	96.81	96.81	96.81	n/a	- Cape Town to Paarl
- Durban na Randfontein		239.70	239.70	239.70	239.70	239.70	239.70	- Durban to Randfontein
5 GELEWER:								5 DELIVERED:
- Kaapstad na Paarl R/ton		6806.08	7966.50	5812.14	6203.55	6383.87	n/a	- Cape Town to Paarl R/ton
- Durban na Randfontein R/ton		6937.15	8097.57	5943.21	6334.62	6514.94	5626.77	- Durban to Randfontein R/ton

Notas/Notes:

2021/11/09

a Bron van pryse en vraggeld : IGC GMI
Source of prices and freight rates: IGC GMI

Termyn / Term	VAB/FOB		Vraggeld / Freight Rate:	US\$/ton	Gars/Barley = US\$ + 1
	US\$/ton				
Nov 2021	367.00	VSA/USA (Golf/ Gulf)	64.00		
Nov 2021	444.00	Argentinië / Argentina (Upriver)	50.00		
Nov 2021	315.00	EU (Rouen)	58.00		59.00
Nov 2021	333.00	Australië / Australia (Kwinana)	48.00		49.00
Nov 2021	333.00	Rusland/Russia (Novorossiysk)	70.00		
Nov 2021	295.00				

b Vraggeld: bereken vir vragte van +/- 20 000 - 30 000t. / Freight rates: calculated for freights of +/- 20 000 - 30 000t.

c Reserwebank / Reserve Bank

d Finansieringskoste: 30 000t @ KAV @ primakoers vir 30 dae. Bron/Source: SARB 7.00% 2020/07/24

Financing cost: 30 000t @ CIF @ prime rate for 30 days.

e Aflaaikoste / Discharging cost (R/ton):

	Koring/Wheat:	Gars/Barley:
Kaapstad /	216.77	216.77
Durban:	204.95	204.95

Bron / Source: Mainport Africa Shipping

f Ingesluit: Kaaigelde, hantering, kaaitoesig, agente/dokumentasie, logistiek & opnames (inspeksie van skeepsvrag).

Included: Wharfage, handling, wharf supervision, agent/documentation, logistic & survey (inspection of shipload).

Uitgesluit: Gesondheidsinspeksie-, skeepagentskapfooi, strooktoetsingsfooi vir GMO, obergingskoste asook BTW en invoerbelasting.

Excluded: Health inspection fee, Ship agency fee, strip testing fees for GMO, storage costs as well as VAT and import duty.

N.B: Slegs 'n aanduiding, aangesien koste van opname beding kan word / N.B: Indication only, as cost of survey can be negotiated.

g Invoertarif / Import Tariff:

Koring/Wheat = Vry/Free

Gars/Barley = Vry/Free

h Neem asb. kennis van verandering in Spoornet se standaard spoorvrag op 1 April 2021 soos volg:

Kaapstad na Paarl R96.81 en Durban na Randfontein R239.70. Geldig tot 30 Sep 2021, daarna 4.1% styging tot 31 Mrt 2022.

Please note the change on 1 April 2021, in Spoornet's standard railage cost as follows:

Cape Town to Paarl R96.81 and Durban to Randfontein R239.70. Valid until 30 Sep 2021, thereafter 4.1% increase until 31 Mar 2022.

10. IMPORT PARITY PRICES – OIL SEEDS (b)(c)(f)(g)

10. INVOERPARITEITPRYSE - OLIESADE (b)(c)(f)(g)

INVOERPARITEITPRYSE VAN OLIESADE (BTW UITGESLT) SOOS OP		2021/11/09								IMPORT PARITY PRICES OF OIL SEEDS (VAT EXCL) AS ON	
ITEM	Nota/ Note	Sojabone/ Soybeans	Sojabone/ Soybeans	Sojabone/ Soybeans	Sonneblom/ Sunflower	Sonneblom/ Sunflower	Canola	Grondbone/ Groundnuts	Grondbone/ Groundnuts	ITEM	
		VSA/ USA Golf/Gulf	Argentynse/ Argentina Up River	Brazilië/ Brazil Paranagua	EU Franse/ French Bordeaux	Swart See / Black Sea	Kanadese/ Canadian Vancouver	Argentynse/ Argentina Raw Runners 40/50	VSA/ USA Raw Runners 40/50		
Internasionale VAB pryse	a	\$/t	\$/t	\$/t	\$/t		\$/t	\$/t	\$/t	International FOB prices	
Vraggeld	b	481.00	532.00	494.00	733.00	700.00	866.00	1470.00	1496.00	Freight Rates	
Assuransie (0.3% van VAB)		64.00	50.00	41.00	58.00	71.00	72.00	80.00	64.00	Insurance (0.3% of FOB)	
1 KOSTE, ASSURANSIE EN VRAG (KAV) \$/T Omskakel na R/t R/\$ Wisselkoers op: 2021/11/09		1.44	1.60	1.48	2.20	2.10	2.60	4.41	4.49	1 COST, INSURANCE AND FREIGHT (CIF) \$/T Converted to R/t R/\$ Exchange rate on: 2021/11/09	
		546.44	583.60	536.48	793.20	773.10	940.60	1554.41	1564.49		
2 KOSTE, ASSURANSIE EN VRAG (KAV) R/t	c	14.9395	14.9395	14.9395	14.9395	14.9395	14.9395	14.9395	14.9395	2 COST, INSURANCE AND FREIGHT (CIF) R/t	
		R/t	R/t	R/t	R/t		R/t	R/t	R/t		
		8163.54	8718.69	8014.74	11850.01	11549.73	14052.09	23222.11	23372.70		
3 KOSTE, ASSURANSIE, VRAG EN FINANSIERING R/t	d	46.97	50.16	46.11	68.18	66.45	80.85	133.61	134.47	Financing cost	
Finansieringskoste		8210.51	8768.85	8060.85	11918.19	11616.18	14132.94	23355.72	23507.17	3 COST, INSURANCE, FREIGHT AND FINANCING R/t	
4 VRY OP SPOOR (VOS) R/t Durban	e, f	204.95	204.95	204.95	219.95	219.95	204.95	612.23	612.23	Discharging cost: Durban	
	g	574.87	635.83	590.41	0.00	0.00	1293.76	2196.11	2234.95	Import Tariff.	
		8990.33	9609.63	8856.21	12138.14	11836.13	15631.65	26164.06	26354.35	4 FREE ON RAIL (FOR) R/t Durban	
5 GELEWER: - Durban na Randfontein R/ton	h	239.70	239.70	239.70	239.70	239.70	239.70	-	-	Railage cost - Durban to Randfontein	
		9230.03	9849.33	9095.91	12377.84	12075.83	15871.35	-	-	5 DELIVERED: - Durban to Randfontein R/ton	

Notas/Notes:

a Bron van pryse en vraggeld / Source of prices and freight rates : IGC (GMI), Geogalos Peanut World & Oilworld
2021/11/09

Termyn / Term	US\$/ton (VAB/FOB)	Vraggeld/Freight Rate:	US\$/ton
Sojabone/Soybeans: VSA/USA (Golf/Gulf)	Des/Dec 2021 481.00	US Golf / Gulf	64.00
Sojabone/Soybeans: Argentinië/Argentina (Up River)	Nov 2021 532.00	Argentinië / Argentina	50.00
Sojabone/Soybeans: Brazilië/Brazil (Paranagua)	Des/Dec 2021 494.00	Brazilië/Brazil (Santos)	41.00
Sonneblom/Sunflower: EU Frankryk/France (Bordeaux)	Nov 2021 733.00	EU (Rouen)	58.00
Sonneblom/Sunflower: Swart See/Black Sea	Des/Dec 2021 700.00	Kanada/Canada (St Lawrence)	72.00
Canola: Kanada/Canada (Vancouver)	Nov 2021 866.00	Rusland / Russia (Novorossiysk)	71.00
Grondbone/Groundnuts: Argentinië/Argentina (Raw Runner 40/50)	Des/Dec 2021 1470.00	Grondbone/Groundnuts (ARG)	80.00
Grondbone/Groundnuts: VSA/USA (Runners 40/50)	Des/Dec 2021 1496.00		

b Vraggeld: bereken vir vragte van +/- 20 000 - 30 000t. / Freight rates: calculated for freights of +/- 20 000 - 30 000t.

c Reserwebank / Reservebank

d Finansieringskoste: 30 000t @ KAV @ primakoers vir 30 dae. Bron/Source: SARB 7.00% 2020/07/24
Financing cost 30 000t @ CIF @ prime rate for 30 days.

e Aflaaiakoste / Discharging costs (R/ton):

	Sojabone/ Soybeans	Sonneblom/ Sunflower	Canola	Grondbone/ Groundnuts
Bron / Source: Mainport Africa Shipping	Durban: 204.95	219.95	204.95	612.23

f Aflaaiakoste / Discharging fees:
Ingesluit: Kaaigelde, hantering, kaaibesig, agente/dokumentasie, logistiek & opnames (inspeksie van skeepsvrag) /
Included: Wharfage, handling, wharf supervision, agent/documentation, logistic & survey (inspection of shipload).
Uitgesluit: Gesondheidsinspeksie-, skeepagentskapfooi, strooktoetsingsfooi vir GMO, opbergingskoste asook BTW en invoerbelasting /
Excluded: Health inspection fee, Ship agency fee, strip testing fees for GMO, storage costs as well as VAT and import duty.
N.B: Slegs 'n aanduiding, aangesien koste van opname beding kan word / N.B: Indication only, as cost of survey can be negotiated.

g Invoertarif / Import Tariff:
Sojabone/Soybeans = 8% op VAB / on FOB
Sonneblom/Sunflower = Vry / Free
Canola = 10% op VAB / on FOB
Grondbone/Groundnuts = 10% op VAB / on FOB

h Neem asb. kennis van die verandering in Spoorwet se standaard spoorvrag op 1 April 2021, na R239.70. Geldig tot 30 Sep 2021, daarna 4.1% styging tot 31 Mrt 202.
Please note the change on 1 April 2021 in Spoorwet's standard railage cost to R239.70. Valid until 30 Sep 2021, thereafter a 4.1% increase until 31 Mar 2022.

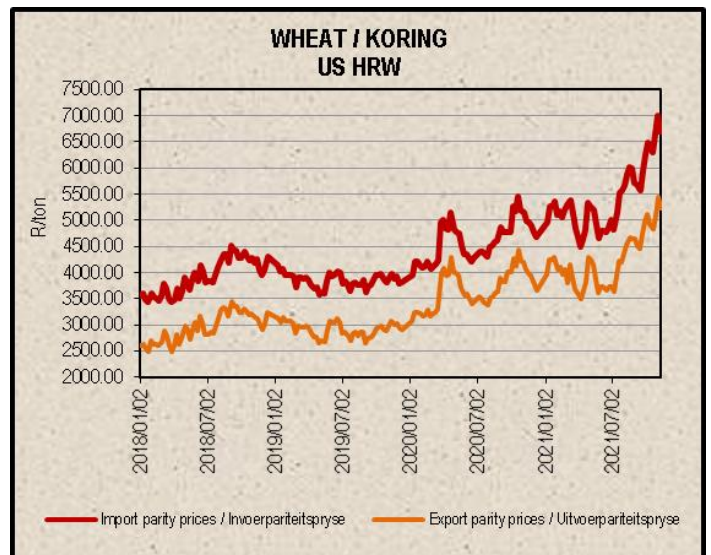
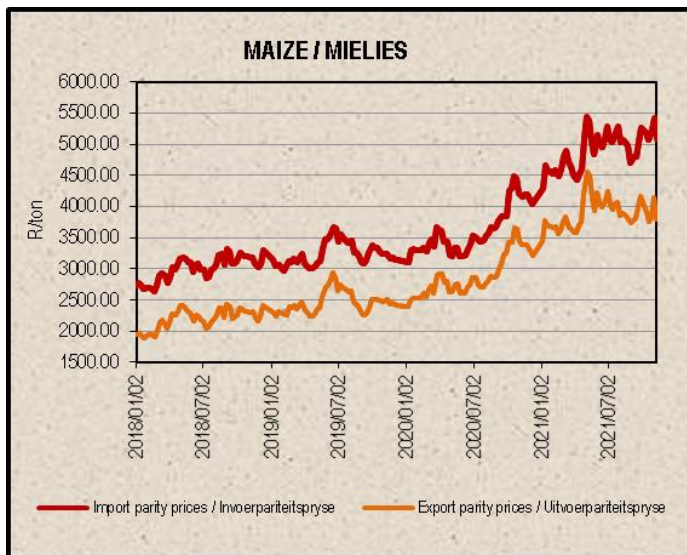
i Kwotasies is k.a.v. pryse. VAB pryse dus berekende pryse (kav minus vraggeld) / Quotes are c.i.f. prices. FOB prices are therefore calculated prices (cif minus freight rates).

11. EXPORT PARITY PRICES (b)(c)

11. UITVOERPARITEITSPRYSE (b)(c)

INDICATIVE EXPORT PARITY PRICES AS ON	2021/11/09				AANDUIDENDE UITVOERPARITEITSPRYSE SOOS OP
This is only an example of how an export parity price can be calculated - it can vary according to need	US No3Y Maize/ Mielies Gulf/Golf (b)	US HRW Wheat/Koring Gulf/Golf (b)	US DNS 14% Wheat/Koring PNW (b)	Argentine Raw Runner 40/50 Groundnuts/ Grondbone (f)	Hierdie is slegs 'n voorbeeld van hoe 'n uitvoerpariteitsprys bereken kan word - dit kan varieer volgens behoefte
	Nov 2021	Nov 2021	Nov 2021	Dec/Des 2021	
FOB Gulf value (\$/t)	260.00	367.00	444.00	1470.00	VAB Golfwaarde (\$/t)
Difference in quality and locality of SA ¹					¹ Kwaliteits- en liggingsverskil van SA
Maize: Plus US\$10 (\$/t)	\$10.00				Mielies: Plus VS\$10 (\$/t)
Groundnuts: Less 3,5% of fob value				96,5%	Grondbone: Min 3,5% van vab waarde
SA fob price (\$/t)	270.00	367.00	444.00	1418.55	SA vab prys (\$/t)
Exchange rate (1\$=: (2021/11/09) ²	14.9395	14.9395	14.9395	14.9395	² Wisselkoers (1\$=: (2021/11/09)
FOB Gulf value (R/t)	4033.67	5482.80	6633.14	21192.43	VAB Golfwaarde (R/t)
Marketing costs:					Bemerkings koste:
Financing (Prime rate 7.00% - 30 days) (R/t)	23.21	31.54	38.16	121.93	Finansieringskoste (Primakoers 7.00% - 30 dae) (R/t)
Railage: ³					³ Spoorvrag:
Randfontein – Durban harbour	239.70	239.70	239.70	-	Randfontein – Durbanhawe
Loading costs: (R/t) ⁴					⁴ Oplaaikoste: (R/t)
Durban Harbour (Mainly spout method)	211.35	214.95	214.95	580.08	Durbanhawe (Hoofsaaklik tregter metode)
EXPORT REALISATION (R/t):					UITVOER REALISASIE (R/t):
Randfontein	3559.41	4996.61	6140.33	20490.42	Randfontein

Difference in quality and locality of SA 1 *Kwaliteits- en liggingsverskil van SA*
As from 14 June 2012, the discount/rebate will no longer be used to calculate 2 *Vanaf 14 Junie 2012 sal die diskonto/premie nie meer gebruik word by die*
Reserve Bank 3 Reserwebank
Railage costs: 4 Spoorvrag koste:
Loading costs, received from Mainport Africa Shipping: 5 Oplaaikoste, ontvang van Mainport Africa Shipping:
Included: Cargo dues, handling, wharf supervision, agency/documentation, 6 Ingesluit: Kaagelde, hantering, kaaitoesig, agente/dokumentasie, logistiek &



12. WEATHER

For local weather, please follow the link below:

<https://www.accuweather.com/en/za/south-africa-weather>

12. WEER

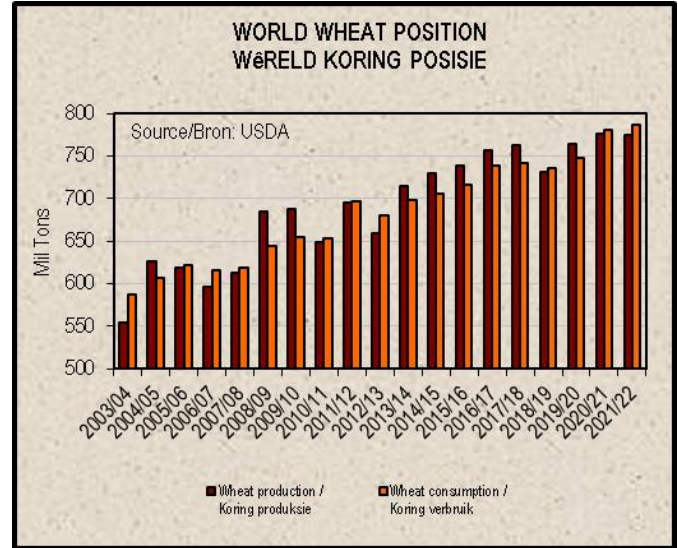
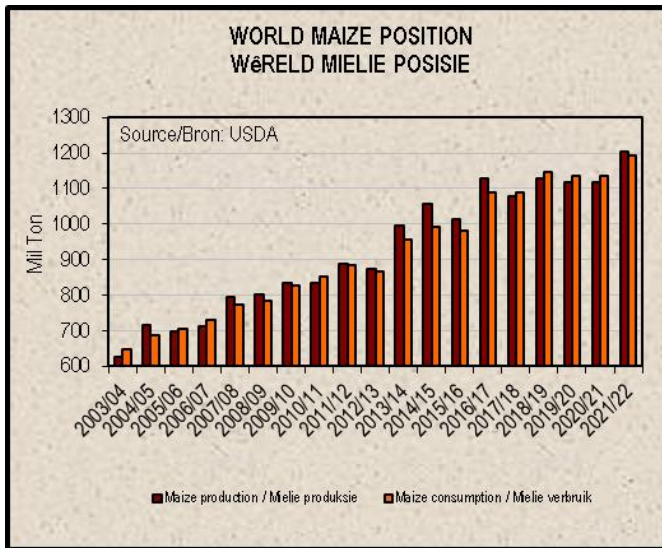
Vir plaaslike weer, volg asseblief die onderstaande skakel:

<https://www.accuweather.com/en/za/south-africa-weather>

13. SUNDRIES (h)

13.DIVERSE (h)

World Balance Sheet / Wêreld Balansstaat (2021/11/09)										
Million Ton	2021/22									Miljoen Ton
	Maize Mielies	Wheat Koring	Barley Gars	Sorghum Sorghum	Oats Hawer	Groundnuts Grondbone	Canola/ Rape-seed	Soybeans Sojabone	Sunflower seed Sonneblomsaad	
Production	1 205	775	146	66	23	50	67	385	56	Produksie
Consumption	1 192	787	150	66	24	20	67	328	52	Verbruik
Trade	191	205	34	12	2	5	14	173	4	Handel
Stock	304	276	17	4	2	4	4	105	2	Voorraad



Sources / Bronne:

(a) = Safex; (b) = International Grains Council; (c) = SARB;
 (d) = CBOT; (e) = KCBT; (f) = Oil World; (g) = Georganos Peanut World; (h) = USDA Fas-Online.
 * Formula according to ITAC (International Trade Administration Commission of South Africa) /
 Formule volgens ITAC (International Trade Administration Commission of South Africa)

Nico Hawkins

General Manager / Hoofbestuurder

Indemnity/Vrywaring: Although everything has been done to ensure the accuracy of the information, neither SAGIS nor any of its directors or employees takes any responsibility for actions or losses that might occur as a result of the usage of this information. / Alhoewel alles gedoen is om te verseker dat die inligting korrek is, aanvaar nie SAGIS of enige van sy direkteure of werknemers verantwoordelikheid vir enige aksies of verliese as gevolg van die inligting wat gebruik is nie.