

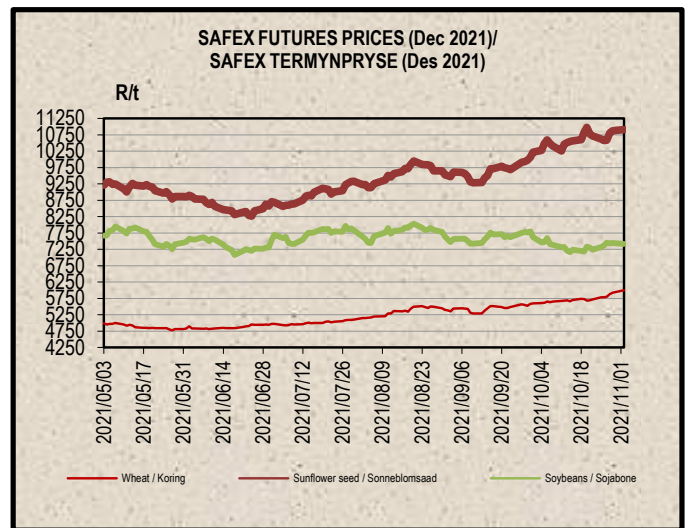
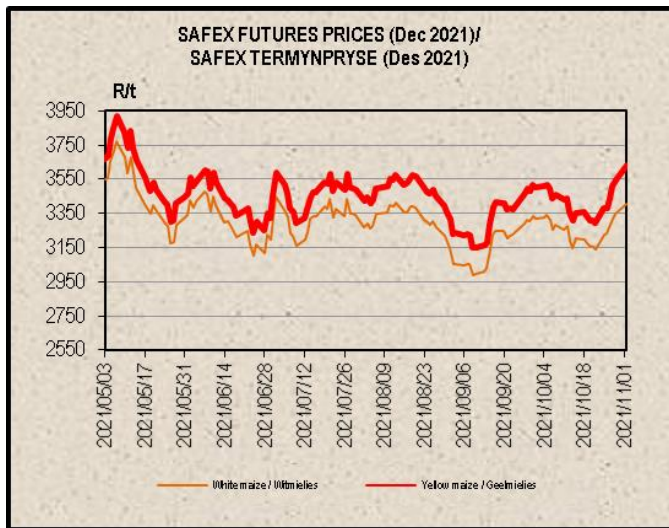
SAGIS WEEKLY BULLETIN / SAGIS WEEKLIKSE BULLETIN

1. PRODUCER DELIVERIES:	1. PRODUSENTELEWERINGS:
http://www.sagis.org.za/weekly_prod_deliveries.html	
2. IMPORTS, EXPORTS & MAIZE INTENTIONS:	2. INVOERE, UITVOERE & MIELIE INTENSIES:
http://www.sagis.org.za/weekly_imp-exp.html	

3. DOMESTIC PRICES PER SAFEX (R/t)(a)

3. PLAASLIKE PRYSE VOLGENS SAFEX (R/t)(a)

Commodity	Future Prices / Termynpryse (2021/11/02) R/ton					Kommoditeit
	Nov-21	Dec-21	Mar-22	May-22	Jul-22	
White maize	3 380.00	3 407.00	3 424.00	3 325.00	3 340.00	Witmielies
Yellow maize	3 600.00	3 630.00	3 634.00	3 480.00	3 486.00	Geelmielies
Wheat	5 971.00	6 002.00	6 104.00	6 120.00	6 120.00	Koring
Sunflower	10 940.00	10 906.00	9 854.00	8 960.00	9 015.00	Sonneblom
Soybeans	7 377.00	7 417.00	7 430.00	7 306.00	7 400.00	Sojabone
Sorghum	n/a	4 230.00	n/a	n/a	n/a	Sorghum



4. IMPORT TARIFF ON MAIZE & WHEAT (b)(c)

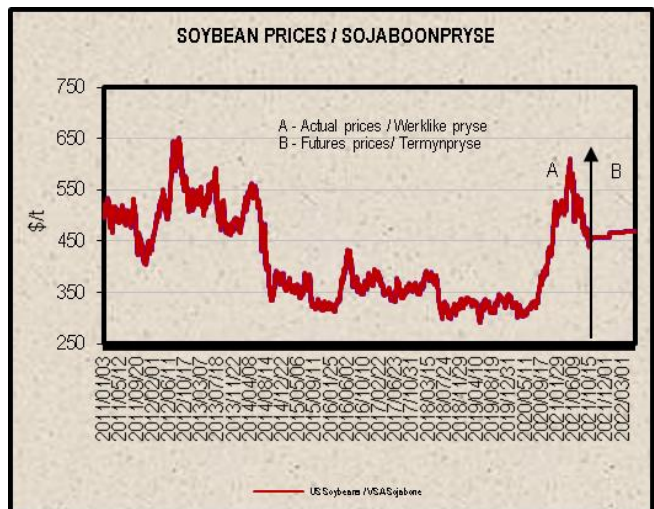
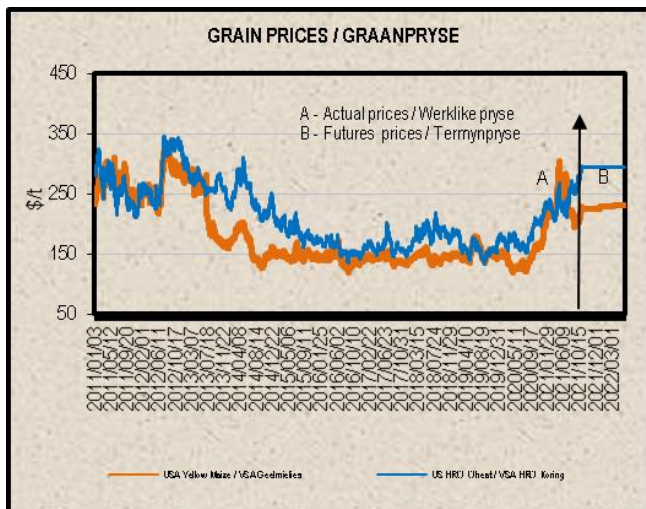
4. INVOERTARIEF OP MIELIES & KORING (b)(c)*

http://www.sagis.org.za/import_tariffs.html

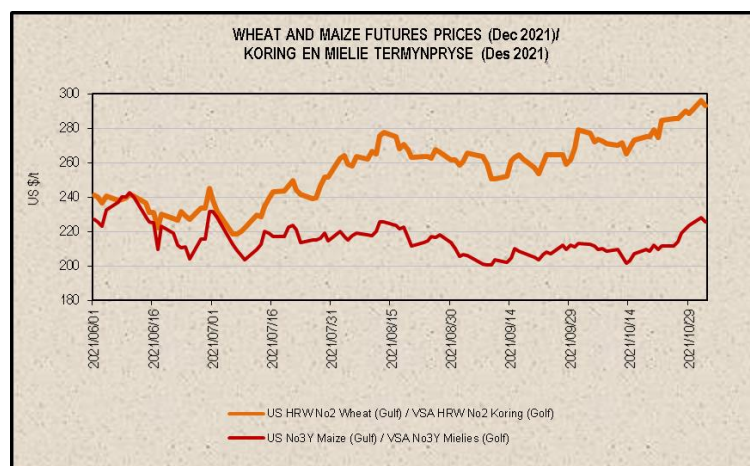
5. PRICES – INTERNATIONAL (US\$/t)

5. PRYSE - INTERNASIONAAL (VSA\$/t)

FOB (US\$/t)	Export Quotations/ Uitvoerkwotasie (b)(f)(g)				VAB (VSA\$/t)
	2021/11/02	2021/10/26	2021/10/19	2021/10/12	
US No 2 HRW Wheat (Gulf)	370.00	363.00	348.00	345.00	VSA No 2 HRW Koring (Golf)
US DNS Wheat 14% PNW	463.00	447.00	430.00	413.00	VSA DNS Koring 14% PNW
Argentine Wheat (Up River)	317.00	300.00	295.00	308.00	Argentynse Koring (Up River)
EC (France) Wheat (grade 1)	343.00	333.00	324.00	319.00	EU (Frankryk) Koring (graad 1)
EC (Germany) B Quality Wheat	345.00	336.00	329.00	322.00	EU (Duitsland) B Kwaliteit Koring
Russia Milling 12.5%	333.00	321.00	315.00	315.00	Swart See Maalkoring
US No 3Y Maize (Gulf)	275.00	267.00	264.00	266.00	VSA No3Y Mielies (Golf)
Argentine Maize (Up River)	257.00	250.00	247.00	244.00	Argentynse Mielies (Up River)
US Sorghum (Gulf)	308.00	299.00	295.00	294.00	VSA Sorghum (Golf)
Argentine Sorghum (Up River)	240.00	240.00	240.00	240.00	Argentynse Sorghum (Up River)
US Soybeans (Gulf)	501.00	502.00	502.00	492.00	VSA Sojabone (Gulf)
Argentine Soybeans (Up River)	547.00	545.00	541.00	530.00	Argentynse Sojabone (Up River)
Canadian Canola	871.00	831.00	816.00	781.00	Kanadese Canola
Argentine Groundnuts Runners 40/50	1520.00	1520.00	1520.00	1520.00	Argentynse Grondbone 40/50 Runners
US Groundnuts Runners 40/50 shelled	1491.00	1489.00	1500.00	1497.00	VSA Grondbone 40/50 Runners uitgedop
Australian Maltng Barley (Commander Malt)	292.00	286.00	284.00	279.00	Australiese Moutgars (Commander Mout)



Futures prices (US\$/t) / Termynpryse (VSA\$/t) (d)(e) (2021/11/02)							
Commodity	Dec-21	Mar-22	May-22	Jul-22	Sep-22	Dec-22	Kommoditeit
US No3 Yellow maize	225.58	228.81	230.46	230.46	219.91	216.92	VSA No3 Geelmielies
US No2 HRW wheat	293.29	294.53	294.46	290.35	289.90	291.96	VSA No2 HRW koring
US Soybeans	n/a	465.54	469.00	470.91	468.92	n/a	VSA Sojabone



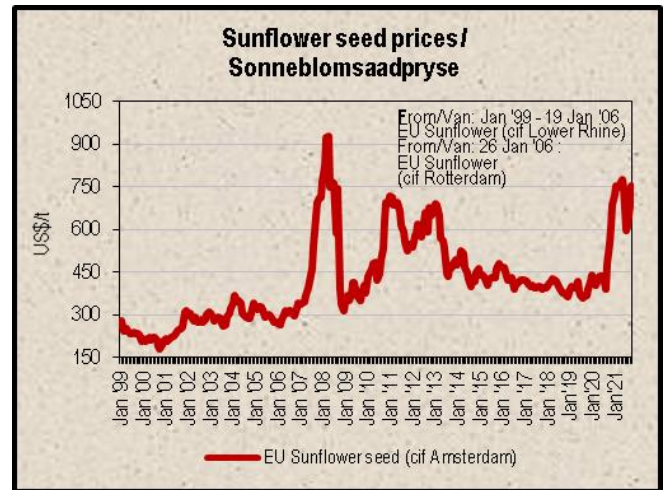
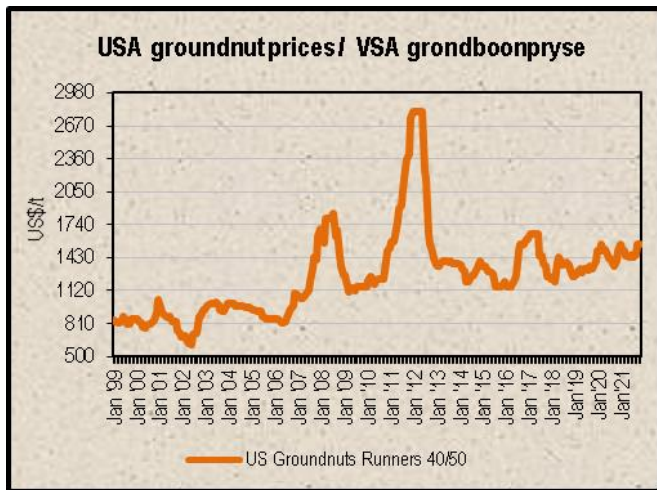
**6. LOWEST REPRESENTATIVE ASKING PRICES
(US\$/t)(f)(g)(Prices of previous week)**

**6. LAAGSTE VERTEENWOORDIGENDE PRYSE GEVRA
(Pryse van vorige week)(VSA\$/t)(f)(g)**

US\$/t	2021/10/28	2021/10/21	Change/ Verandering	VSA\$/t
Soybeans, USA, c.i.f. Rotterdam	552	550	0.4%	Sojabone, VSA, k.a.v. Rotterdam
Groundnuts, USA Runners 40/50*	1560	1560	0.0%	Grondbone, VSA Runners 40/50*
Groundnuts, Argentine Runners 40/50*	1600	1600	0.0%	Grondbone, Argentynse Runners 40/50*
Sunflower seed, EU c.i.f. Amsterdam	755	765	-1.3%	Sonneblomsaad, EU k.a.v. Amsterdam
Sunflower seed, fob Black Sea	700	710	-1.4%	Sonneblomsaad, Swart See
Sunflower-oil, EU (fob) N.W. Europe	1430	1490	-4.0%	Sonneblom-olie, EU (vab) N.W. Eur.
Rapeseed, Europe, 00, c.i.f. Hamburg	785	801	-2.0%	Raapsaad, Europa, 00, k.a.v. Hamburg

* Shelled, c.i.f. Rotterdam

* Uitgedop k a v Rotterdam



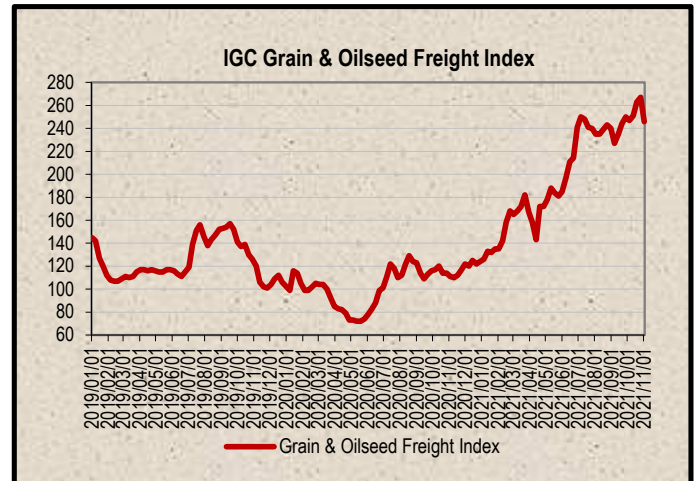
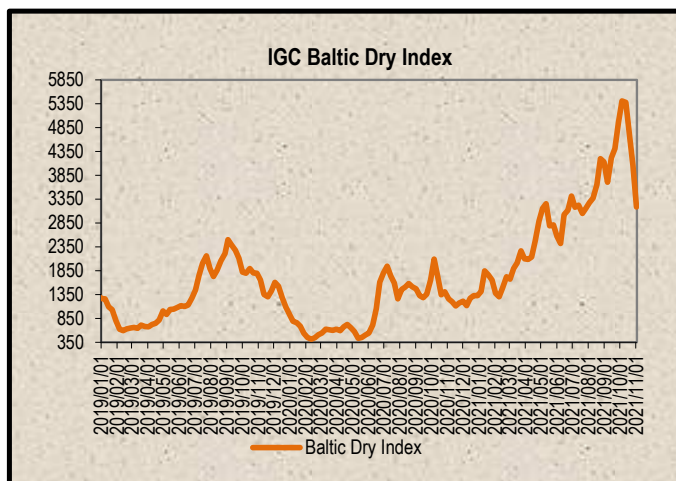
7. IGC FREIGHT INDICES (b) *

7. IGC VRAG INDEKSE (b)*

IGC FREIGHT INDICES / IGC VRAG INDEKSE							
	2021/09/28	2021/10/05	2021/10/12	2021/10/19	2021/10/26	2021/11/02	
Baltic Dry Index	4962	5409	5378	4714	4056	3187	Graan & Oliesade Vrag Indeks*
Grain & Oilseeds Freight Index*	250	247	251	263	267	246	Baltiese Droë Indeks

* IGC's Grain & Oilseeds Freight Index (GOFI) - covers 68 routes. The first week of January 2013 is taken as the index base of 100.

* IGC se Graan & Oliesade Vrag Indeks (GOVI) - verteenwoordig 68 roetes. Die eerste week van Januarie 2013 word gebruik as die indeks basis van 100.



8. IMPORT PARITY PRICES – SUMMER GRAINS (b)(c)

8. INVOERPARITEITPRYSE - SOMERGRANE (b)(c)

INVOERPARITEITPRYSE VAN SOMERGRANE (BTW UITGESLT) SOOS OP				2021/11/02		IMPORT PARITY PRICES OF SUMMER GRAINS (VAT EXCL) AS ON	
ITEM	Nota/ Note	Mielies/Maize	Mielies/Maize	Sorghum	Sorghum	Sorghum	ITEM
		VSA/ USA Golf/Gulf (no.3Y)	Argentynse/ Argentina Up River	VSA/ USA Golf/Gulf	Argentynse/ Argentina Up River	Australiese/ Australian Brisbane	
Internasionale VAB pryse	a	275.00	257.00	308.00	240.00	274.00	International FOB prices
Vraggeld	b	69.00	50.00	69.00	50.00	55.00	Freight Rates
Assuransie (0.3% van VAB)		0.83	0.77	0.92	0.72	0.82	Insurance (0.3% of FOB)
1 KOSTE, ASSURANSIE EN VRAG (KAV) \$/T <i>Omskakel na R/t</i>		344.83	307.77	377.92	290.72	329.82	1 COST, INSURANCE AND FREIGHT (CIF) \$/T <i>Converted to R/t</i>
R/\$ Wisselkoers op: 2021/11/02	c	15.3667	15.3667	15.3667	15.3667	15.3667	R/\$ Exchange rate on: 2021/11/02
2 KOSTE, ASSURANSIE EN VRAG (KAV) R/t		R/t	R/t	R/t	R/t	R/t	2 COST, INSURANCE AND FREIGHT (CIF) R/t
5298.90		4729.41	5807.38	4467.41	5068.24		
Finansieringskoste	d	30.49	27.21	33.41	25.70	29.16	Financing cost
3 KOSTE, ASSURANSIE, VRAG EN FINANSIERING R/t		5329.39	4756.62	5840.79	4493.11	5097.40	3 COST, INSURANCE, FREIGHT AND FINANCING R/t
Aflaaiikoste:	e, f						Discharging cost:
- Kaapstad		216.77	216.77	n/a	n/a	n/a	- Cape Town
- Durban		204.95	204.95	204.95	204.95	204.95	- Durban
Invoertarif	g	0.00	0.00	141.99	110.64	126.31	Import Tariff
4 VRY OP SPOOR (VOS) R/t							4 FREE ON RAIL (FOR) R/t
- Kaapstad		5546.16	4973.39	n/a	n/a	n/a	- Cape Town
- Durban		5534.34	4961.57	5982.78	4603.75	5223.71	- Durban
Spoorvragkoste	h						Railage cost
- Durban na Randfontein		239.70	239.70	239.70	239.70	239.70	- Durban to Randfontein
5 GELEWER:							5 DELIVERED:
- Durban na Randfontein R/ton		5774.04	5201.27	6222.48	4843.45	5463.41	- Durban to Randfontein R/ton

Notas/Notes:

a Bron van pryse en vraggeld : IGC GMI
Source of prices and freight rates: IGC GMI

2021/11/02

Termyn / Term	US\$/ton (VAB/FOB)	Vraggeld/Freight Rate:	US\$/ton
Nov 2021	275.00	US Golf / Gulf	69.00
Nov 2021	257.00	Argentinië / Argentina	50.00
Nov 2021	308.00	Australië/Australia (Fremantle)	55.00
Nov 2021	240.00		
Nov 2021	274.00		

Mielies/Maize: VSA/USA (Golf/Gulf No.3Y)
Mielies/Maize: Argentinië/Argentina (Up River)
Sorghum: VSA/USA (Golf / Gulf Milo)
Sorghum: Argentinië/Argentina (Up River)
Sorghum: Australië/Australia (Brisbane)

b Vraggeld: bereken vir vragte van +/- 20 000 - 30 000t / Freight rates: calculated for freights of +/- 20 000 - 30 000t

c Reserwebank / Reserve Bank

d Finansieringskoste: 30 000t @ KAV @ primakoers vir 30 dae. Bron/Source: SARB 7.00% 2020/07/24
Financing cost: 30 000t @ CIF @ prime rate for 30 days.

	Mielies/Maize:	Sorghum
Kaapstad / Cape Town:	216.77	n/a
Durban:	204.95	204.95

e Aflaaiikoste / Discharging costs (R/ton):

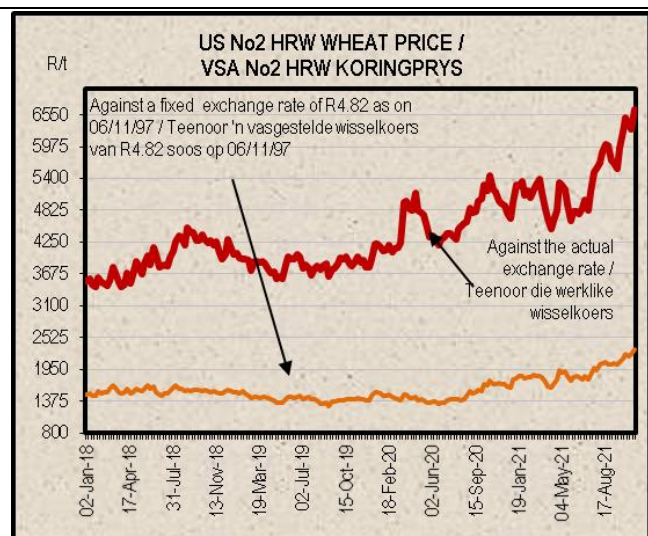
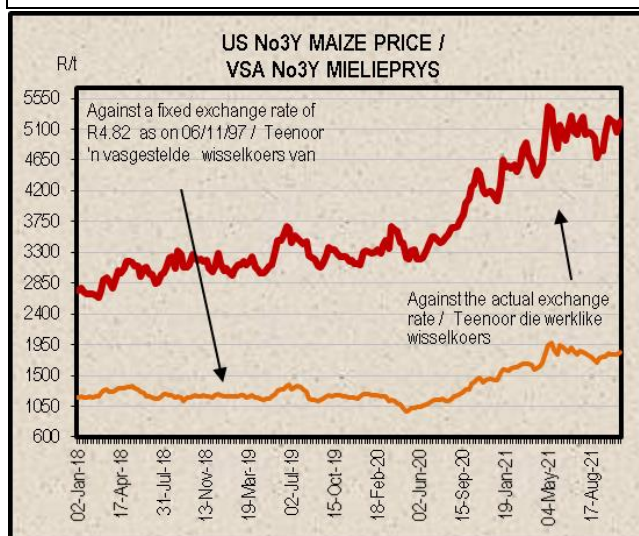
Bron / Source: Mainport Africa Shipping

f Ingesluit: Kaai gelde, hantering, kaaibesig, agente/dokumentasie, logistiek & opnames (inspeksie van skeepsvrag) /
Included: Wharfage, handling, wharf supervision, agent/documentation, logistic & survey (inspection of shipload).
Uitgesluit: Gesondheidsinspeksie-, skeepsagentskapfooi, strookbetsingsfooi vir GMO, obergingskoste asook BTW en invoerbelasting /
Excluded: Health inspection fee, Ship agency fee, strip testing fees for GMO, storage costs as well as VAT and import duty.
N.B: Slegs 'n aanduiding, aangesien koste van opname beding kan word / N.B: Indication only, as cost of survey can be negotiated.

g Invoertarif / Import Tariff:

Mielies/Maize = Vry / Free
Sorghum = 3% op VAB / on FOB

h Neem asb. kennis van die verandering in Spoorsetse standaard spoorvrag op 1 April 2021, na R239.70. Geldig tot 30 Sep 2021, daarna 4.1% styging tot 31 Mrt 2022.
Please note the change in Spoorsetse standard railage cost on 1 April 2021 to R239.70. Valid until 30 Sep 2021, thereafter 4.1% increase until 31 Mar 2022.



9. IMPORT PARITY PRICES – WINTER CEREALS (b)(c)

9. INVOERPARITEITPRYSSE - WINTERGRANE (b)(c)

INVOERPARITEITPRYSSE VAN WINTERGRANE (BTW UITGESLT) SOOS OP		2021/11/02				IMPORT PARITY PRICES OF WINTER CEREALS (VAT EXCL) AS ON		
ITEM	Nota / Note	Koring/Wheat	Koring/Wheat	Koring/Wheat	Koring/Wheat	Koring/Wheat	Gars/Barley	ITEM
		VSA/ USA Golf/Gulf HRW	VSA/ USA PNW DNS	Argentynse/ Argentine Up River Trigo Pan	EU Duitsland/ Germany Hamburg B kwaliteit/ quality	Russies/ Russian Black Sea 12.50%	Australiese/ Australian Adelaide Mout/Malting	
Internasionale VAB pryse	a	370.00	463.00	317.00	345.00	333.00	292.00	International FOB prices
Vraggeld	b	69.00	69.00	50.00	62.00	75.00	56.00	Freight Rates
Assuransie (0.3% van VAB)		1.11	1.39	0.95	1.04	1.00	0.88	Insurance (0.3% of FOB)
1 KOSTE, ASSURANSIE EN VRAG (KAV) \$/T		440.11	533.39	367.95	408.04	409.00	348.88	1 COST, INSURANCE AND FREIGHT (CIF) \$/T
<i>Omskakel na R/t</i>								<i>Converted to R/t</i>
R/\$ Wisselkoers op: 2021/11/02	c	15.3667	15.3667	15.3667	15.3667	15.3667	15.3667	R/\$ Exchange rate on: 2021/11/02
2 KOSTE, ASSURANSIE EN VRAG (KAV) R/t		6763.04	8196.44	5654.18	6270.23	6284.98	5361.13	2 COST, INSURANCE AND FREIGHT (CIF) R/t
Finansieringskoste	d	38.91	47.16	32.53	36.08	36.16	30.84	Financing cost
3 KOSTE, ASSURANSIE, VRAG EN FINANSIERING R/t		6801.95	8243.60	5686.71	6306.31	6321.14	5391.97	3 COST, INSURANCE, FREIGHT AND FINANCING R/t
Aflaaiikoste	e, f							Discharging cost
3.1 Kaapstad (Hoofsaaklik kaaihyskraan metode)		216.77	216.77	216.77	216.77	216.77	216.77	3.1 Cape Town (Mainly shore cranes method)
3.2 Durban (Hoofsaaklik suig-in-silo metode)		204.95	204.95	204.95	204.95	204.95	204.95	3.2 Durban (Mainly suction into silo method)
Invoertarif	g	0.00	0.00	0.00	0.00	0.00	0.00	Import Tariff
4 VRY OP SPOOR (VOS) R/t								4 FREE ON RAIL (FOR) R/t
4.1 Kaapstadhawe		7018.72	8460.37	5903.48	6523.08	6537.91	5608.74	4.1 Cape Town Harbour
4.2 Durbanhawe		7006.90	8448.55	5891.66	6511.26	6526.09	5596.92	4.2 Durban Harbour
Spoorvragkoste	h							Railage cost
- Kaapstad na Paarl		96.81	96.81	96.81	96.81	96.81	n/a	- Cape Town to Paarl
- Durban na Randfontein		239.70	239.70	239.70	239.70	239.70	239.70	- Durban to Randfontein
5 GELEWER:								5 DELIVERED:
- Kaapstad na Paarl R/ton		7115.53	8557.18	6000.29	6619.89	6634.72	n/a	- Cape Town to Paarl R/ton
- Durban na Randfontein R/ton		7246.60	8688.25	6131.36	6750.96	6765.79	5836.62	- Durban to Randfontein R/ton

Notas/Notes:

2021/11/02

a Bron van pryse en vraggeld : IGC GMI
Source of prices and freight rates: IGC GMI

Termyn / Term	VAB/FOB US\$/ton	Vraggeld / Freight Rate: US\$/ton	Gars/Barley = US\$ + 1
Koring/Wheat: HRW No 2 (Hard Red Winter) Golf / Gulf	Nov 2021 370.00	VSA/USA (Golf / Gulf) 69.00	
Koring/Wheat: DNS 14% No 2 (Dark Northern Spring) PNW	Nov 2021 463.00	Argentinië / Argentina (Upriver) 50.00	
Koring/Wheat: Argentinië / Argentine (Up River) Trigo Pan	Nov 2021 317.00	EU (Rouen) 62.00	63.00
Koring/Wheat: EU (Duitsland / Germany) B kwaliteit / quality	Nov 2021 345.00	Australië / Australia (Kwinana) 55.00	56.00
Koring/Wheat: Russian Milling 12.5%	Nov 2021 333.00	Rusland/Russia (Novorossiysk) 75.00	
Gars/Barley: Australiese moutgars/Australian malting barley (Adelaide)	Nov 2021 292.00		

b Vraggeld: bereken vir vragte van +/- 20 000 - 30 000t. / Freight rates: calculated for freights of +/- 20 000 - 30 000t.

c Reserwebank / Reserve Bank

d Finansieringskoste: 30 000t @ KAV @ primakoers vir 30 dae. Bron/Source: SARB 7.00% 2020/07/24
Financing cost: 30 000t @ CIF @ prime rate for 30 days.

e Aflaaiikoste / Discharging cost (R/ton):
Bron / Source: Mainport Africa Shipping

	Koring/Wheat:	Gars/Barley:
Kaapstad /	216.77	216.77
Durban:	204.95	204.95

f Ingesluit: Kaai gelde, hantering, kaaitoetsing, agente/dokumentasie, logistiek & opnames (inspeksie van skeepsvrag).

Included: Wharfage, handling, wharf supervision, agent/documentation, logistic & survey (inspection of shipload).

Uitgesluit: Gesondheidsinspeksie-, skeepagentskapfooi, strooktoetsingsfooi vir GMO, opbergingskoste asook BTW en invoerbelasting.

Excluded: Health inspection fee, Ship agency fee, strip testing fees for GMO, storage costs as well as VAT and import duty.

N.B: Slegs 'n aanduiding, aangesien koste van opname beding kan word / N.B: Indication only, as cost of survey can be negotiated.

g Invoertarif / Import Tariff:

Koring/Wheat = Vry/Free

Gars/Barley = Vry/Free

h Neem asb. kennis van verandering in Spoornet se standaard spoorvrag op 1 April 2021 soos volg:

Kaapstad na Paarl R96.81 en Durban na Randfontein R239.70. Geldig tot 30 Sep 2021, daarna 4.1% styging tot 31 Mrt 2022.

Please note the change on 1 April 2021, in Spoornet's standard railrage cost as follows:

Cape Town to Paarl R96.81 and Durban to Randfontein R239.70. Valid until 30 Sep 2021, thereafter 4.1% increase until 31 Mar 2022.

10. IMPORT PARITY PRICES – OIL SEEDS (b)(c)(f)(g)

10. INVOERPARITEITPRYSE - OLIESADE (b)(c)(f)(g)

INVOERPARITEITPRYSE VAN OLIESADE (BTW UITGESLT) SOOS OP		2021/11/02								IMPORT PARITY PRICES OF OIL SEEDS (VAT EXCL) AS ON	
ITEM	Nota/ Note	Sojabone/ Soybeans	Sojabone/ Soybeans	Sojabone/ Soybeans	Sonneblom/ Sunflower	Sonneblom/ Sunflower	Canola	Grondbone/ Groundnuts	Grondbone/ Groundnuts	ITEM	
		VSA/ USA Golf/Gulf	Argentynse/ Argentine Up River	Brazilië/ Brazil Paranagua	EU Franse/ French Bordeaux	Swart See / Black Sea	Kanadese/ Canadian Vancouver	Argentynse/ Argentine Raw Runners 40/50	VSA/ USA Raw Runners 40/50		
Internasionale VAB pryse	a	\$/t	\$/t	\$/t	\$/t		\$/t	\$/t	\$/t	International FOB prices	
Vraggeld	b	501.00	547.00	511.00	732.00	700.00	871.00	1520.00	1491.00	Freight Rates	
Assuransie (0.3% van VAB)		69.00	50.00	41.00	62.00	75.00	77.00	80.00	69.00	Insurance (0.3% of FOB)	
1 KOSTE, ASSURANSIE EN VRAG (KAV) \$/T		1.50	1.64	1.53	2.20	2.10	2.61	4.56	4.47	1 COST, INSURANCE AND FREIGHT (CIF) \$/T	
Omskakel na R/t		571.50	598.64	553.53	796.20	777.10	950.61	1604.56	1564.47	Converted to R/t	
R/\$ Wisselkoers op: 2021/11/02	c	15.3667	15.3667	15.3667	15.3667	15.3667	15.3667	15.3667	15.3667	R/\$ Exchange rate on: 2021/11/02	
2 KOSTE, ASSURANSIE EN VRAG (KAV) R/t		R/t	R/t	R/t	R/t		R/t	R/t	R/t	2 COST, INSURANCE AND FREIGHT (CIF) R/t	
		8782.07	9199.12	8505.93	12234.97	11941.46	14607.74	24656.79	24040.74		
Finansieringskoste	d	50.53	52.93	48.94	70.39	68.70	84.04	141.86	138.32	Financing cost	
3 KOSTE, ASSURANSIE, VRAG EN FINANSIERING R/t		8832.60	9252.05	8554.87	12305.36	12010.16	14691.78	24798.65	24179.06	3 COST, INSURANCE, FREIGHT AND FINANCING R/t	
Aflaakoste: Durban	e, f	204.95	204.95	204.95	219.95	219.95	204.95	612.23	612.23	Discharging cost: Durban	
Invoertarif:	g	615.90	672.45	628.19	0.00	0.00	1338.44	2335.74	2291.17	Import Tariff:	
4 VRY OP SPOOR (VOS) R/t Durban		9653.45	10129.45	9388.01	12525.31	12230.11	16235.17	27746.62	27082.46	4 FREE ON RAIL (FOR) R/t Durban	
Spoorvragkoste	h									Railage cost	
- Durban na Randfontein		239.70	239.70	239.70	239.70	239.70	239.70	-	-	- Durban to Randfontein	
5 GELEWER:										5 DELIVERED:	
- Durban na Randfontein R/ton		9893.15	10369.15	9627.71	12765.01	12469.81	16474.87	-	-	- Durban to Randfontein R/ton	

Notas/Notes:

a Bron van pryse en vraggeld / Source of prices and freight rates : IGC (GMI), Geogalos Peanut World & Oilworld

Termyn / Term	US\$/ton (VAB/FOB)	Vraggeld/Freight Rate:	US\$/ton	
Sojabone/Soybeans: VSA/USA (Golf/Gulf)	Nov 2021	501.00	US Golf / Gulf	69.00
Sojabone/Soybeans: Argentinië/Argentina (Up River)	Nov 2021	547.00	Argentinië / Argentina	50.00
Sojabone/Soybeans: Brazilië/Brazil (Paranagua)	Des/Dec 2021	511.00	Brazilië/Brazil (Santos)	41.00
Sonneblom/Sunflower: EU Frankryk/France (Bordeaux)	Nov 2021	732.00	EU (Rouen)	62.00
Sonneblom/Sunflower: Swart See/Black Sea	Nov 2021	700.00	Kanada/Canada (St Lawrence)	77.00
Canola: Kanada/Canada (Vancouver)	Nov 2021	871.00	Rusland / Russia (Novorossiysk)	75.00
Grondbone/Groundnuts: Argentinië/Argentina (Raw Runner 40/50)	Nov 2021	1520.00	Grondbone/Groundnuts (ARG)	80.00
Grondbone/Groundnuts: VSA/USA (Runners 40/50)	Nov 2021	1491.00		

b Vraggeld: bereken vir vragte van +/- 20 000 - 30 000t / Freight rates: calculated for freights of +/- 20 000 - 30 000t

c Reserwebank / Reservebank

d Finansieringskoste: 30 000t @ KAV @ primakoers vir 30 dae. Bron/Source: SARB 7.00% 2020/07/24
Financing cost: 30 000t @ CIF @ prime rate for 30 days.

	Sojabone/ Soybeans	Sonneblom/ Sunflower	Canola	Grondbone/ Groundnuts
e Aflaakoste / Discharging costs (R/ton): Bron / Source: Mainport Africa Shipping	Durban:	204.95	219.95	612.23

f Aflaakoste / Discharging fees:
Ingesluit: Kaaigelde, hantering, kaaitoesig, agente/dokumentasie, logistiek & opnames (inspeksie van skeepsvrag) /
Included: Wharfage, handling, wharf supervision, agent/documentation, logistic & survey (inspection of shipload).
Uitgesluit: Gesondheidsinspeksie-, skeepagentskapfooi, strooktoetsingsfooi vir GMO, opbergingskoste asook BTW en invoerbelasting /
Excluded: Health inspection fee, Ship agency fee, strip testing fees for GMO, storage costs as well as VAT and import duty.
N.B: Slegs 'n aanduiding, aangesien koste van opname beding kan word / N.B: Indication only, as cost of survey can be negotiated.

g Invoertarif / Import Tariff:
Sojabone/Soybeans = 8% op VAB / on FOB
Sonneblom/Sunflower = Vry / Free
Canola = 10% op VAB / on FOB
Grondbone/Groundnuts = 10% op VAB / on FOB

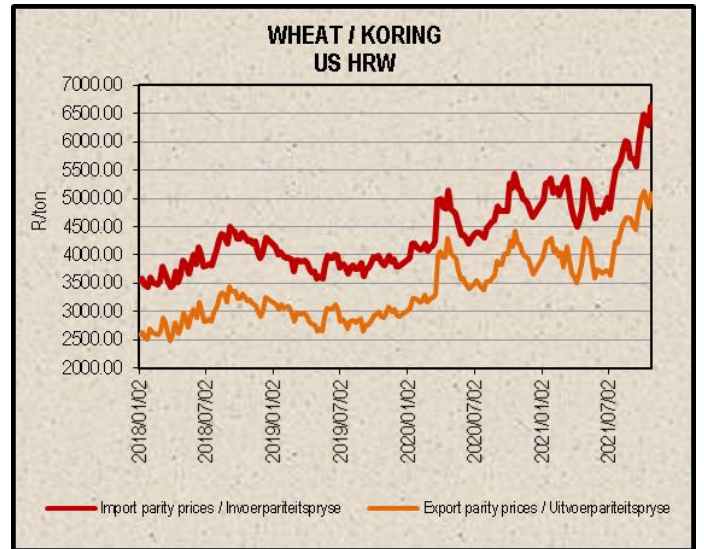
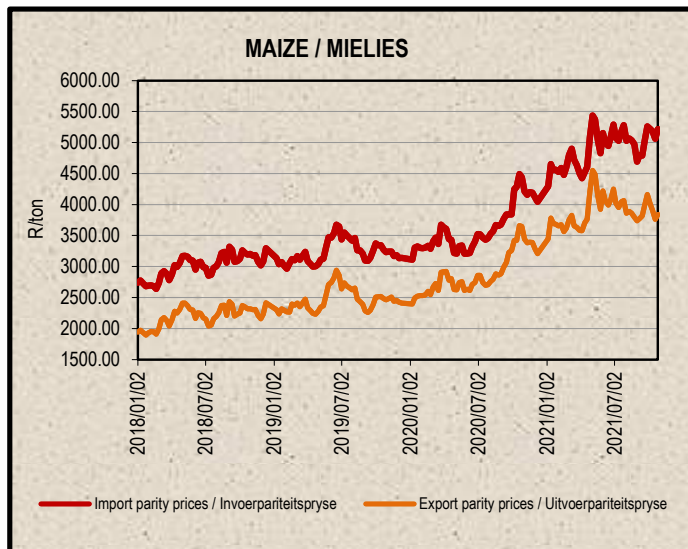
h Neem asb. kennis van die verandering in Spoornet se standaard spoorvrag op 1 April 2021, na R239.70. Geldig tot 30 Sep 2021, daarna 4.1% styging tot 31 Mrt 2022.
Please note the change on 1 April 2021 in Spoornet's standard railage cost to R239.70. Valid until 30 Sep 2021, thereafter a 4.1% increase until 31 Mar 2022.

i Kwotasies is k.a.v. pryse. VAB pryse dus berekende pryse (kav minus vraggeld) / Quotes are c.i.f. prices. FOB prices are therefore calculated prices (cif minus freight rates).

11. EXPORT PARITY PRICES (b)(c)

11. UITVOERPARITEITPRYSE (b)(c)

INDICATIVE EXPORT PARITY PRICES AS ON	2021/11/02				AANDUIDENDE UITVOERPARITEITSPRYSE SOOS OP
	US No3Y Maize/ Mielies Gulf/Golf (b)	US HRW Wheat/Koring Gulf/Golf (b)	US DNS 14% Wheat/Koring PNW (b)	Argentine Raw Runner 40/50 Groundnuts/ Grondbone (f)	
This is only an example of how an export parity price can be calculated - it can vary according to need	Nov 2021	Nov 2021	Nov 2021	Nov 2021	Hierdie is slegs 'n voorbeeld van hoe 'n uitvoerpariteitsprys bereken kan word - dit kan varieer volgens behoefte
FOB Gulf value (\$/t)	275.00	370.00	463.00	1520.00	VAB Golfwaarde (\$/t)
Difference in quality and locality of SA ¹					¹ Kwaliteits- en liggingsverskil van SA
Maize: Plus US\$10 (\$/t)	\$10.00				Mielies: Plus VSA\$10 (\$/t)
Groundnuts: Less 3,5% of fob value				96,5%	Grondbone: Min 3,5% van vab waarde
SA fob price (\$/t)	285.00	370.00	463.00	1466.80	SA vab prys (\$/t)
Exchange rate (1\$=: (2021/11/02) ²	15.3667	15.3667	15.3667	15.3667	² Wisselkoers (1\$=: (2021/11/02)
FOB Gulf value (R/t)	4379.51	5685.68	7114.78	22539.88	VAB Golfwaarde (R/t)
Marketing costs:					Bemerkings koste:
Financing (Prime rate 7.00% - 30 days) (R/t)	25.20	32.71	40.93	129.68	Finansieringskoste (Primakoers 7.00% - 30 dae) (R/t)
Railage: ³					³ Spoorvrage:
Randfontein – Durban harbour	239.70	239.70	239.70	-	Randfontein – Durbanhawe
Loading costs: (R/t) ⁴					⁴ Oplaaikoste: (R/t)
Durban Harbour (Mainly spout method)	211.35	214.95	214.95	580.08	Durbanhawe (Hoofsaaklik tregter metode)
EXPORT REALISATION (R/t):					UITVOER REALISASIE (R/t):
Randfontein	3903.26	5198.32	6619.20	21830.12	Randfontein
<i>Difference in quality and locality of SA</i>					<i>Kwaliteits- en liggingsverskil van SA</i>
<i>As from 14 June 2012, the discount/rebate will no longer be used to calculate Reserve Bank</i>					<i>Vanaf 14 Junie 2012 sal die diskonto/premie nie meer gebruik word by die Reserwebank</i>
<i>Railage costs:</i>					<i>Spoorvrage koste:</i>
<i>Loading costs, received from Mainport Africa Shipping:</i>					<i>Oplaaikoste, ontvang van Mainport Africa Shipping:</i>
<i>Included: Cargo dues, handling, wharf supervision, agency/documentation,</i>					<i>Ingesluit: Kaagelde, hantering, kaaitoesig, agente/dokumentasie, logistiek &</i>



12. WEATHER

For local weather, please follow the link below:

<https://www.accuweather.com/en/za/south-africa-weather>

12. WEER

Vir plaaslike weer, volg asseblief die onderstaande skakel:

<https://www.accuweather.com/en/za/south-africa-weather>

Sources / Bronne:

(a) = Safex; (b) = International Grains Council; (c) = SARB;

(d) = CBOT; (e) = KCBT; (f) = Oil World; (g) = Georganos Peanut World.

* Formula according to ITAC (International Trade Administration Commission of South Africa)/
Formule volgens ITAC (International Trade Administration Commission of South Africa)

Nico Hawkins

General Manager / Hoofbestuurder

Indemnity/Vrywaring: Although everything has been done to ensure the accuracy of the information, neither SAGIS nor any of its directors or employees takes any responsibility for actions or losses that might occur as a result of the usage of this information. / Alhoewel alles gedoen is om te verseker dat die inligting korrek is, aanvaar nie SAGIS of enige van sy direkteure of werknemers verantwoordelikheid vir enige aksies of verliese as gevolg van die inligting wat gebruik is nie.