

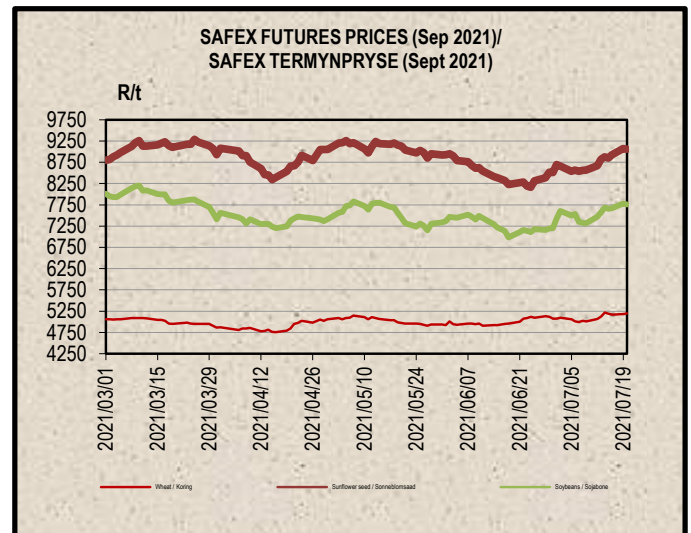
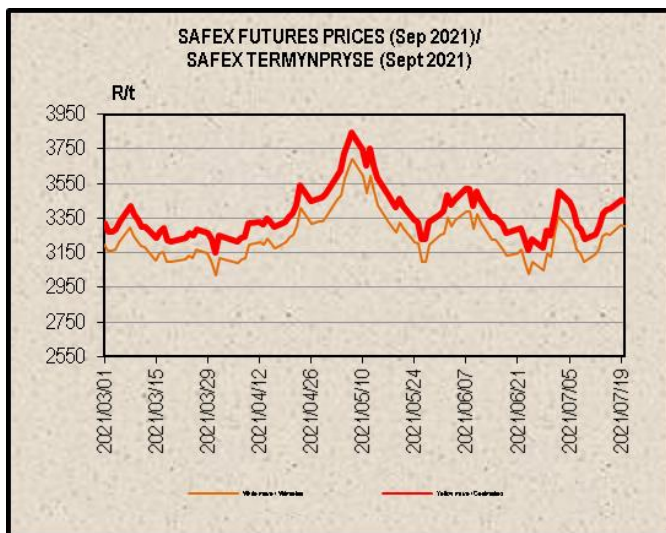
SAGIS WEEKLY BULLETIN / SAGIS WEEKLIKSE BULLETIN

1. PRODUCER DELIVERIES:	1. PRODUSENTELEWERINGS:
http://www.sagis.org.za/weekly_prod_deliveries.html	
2. IMPORTS, EXPORTS & MAIZE INTENTIONS:	2. INVOERE, UITVOERE & MIELIE INTENSIES:
http://www.sagis.org.za/weekly_imp-exp.html	

3. DOMESTIC PRICES PER SAFEX (R/t) (a)

3. PLAASLIKE PRYSE VOLGENS SAFEX (R/t) (a)

Commodity	Future Prices / Termynpryse (2021/07/20) R/ton					Kommoditeit
	Jul-21	Sep-21	Dec-21	Mar-22	May-22	
White maize	3 257.00	3 303.00	3 380.00	3 394.00	3 302.00	Witmielies
Yellow maize	3 395.00	3 450.00	3 526.00	3 515.00	3 310.00	Geelmielies
Wheat	5 321.00	5 199.00	5 034.00	5 121.00	5 162.00	Koring
Sunflower	8 960.00	9 060.00	9 097.00	8 899.00	8 000.00	Sonneblom
Soybeans	7 690.00	7 758.00	7 863.00	7 800.00	7 550.00	Sojabone
Sorghum	3 800.00	4 230.00	n/a	n/a	n/a	Sorghum



Directors/Direkteure:

Boshoff JDW (Mr/Mnr), Briedenhann E (Dr) (Vice-Chairperson /Onder Voorsitter), Make BB (Mr/Mnr), Mohane HT (Mr/Mnr), Nebe AAA (Mr/Mnr), Ngejane Z (Mr/Mnr), Purchase JL (Dr) Chairperson/Voorsitter, Purnell M (Ms/Me) (Vice-Chairperson /Onder Voorsitter)

**Alternate Directors/Alternatiewe Direkteure:
General Manager/Hoofbestuurder:**

Groothof WJ (Mr/Mnr), Penny GR (Mr/Mnr), Schoonwinkel BC (Mr/Mnr), Van der Merwe JM (Ms/Me)
Hawkins NJ (Mr/Mnr)

4. IMPORT TARIFF ON MAIZE & WHEAT (b)(c)

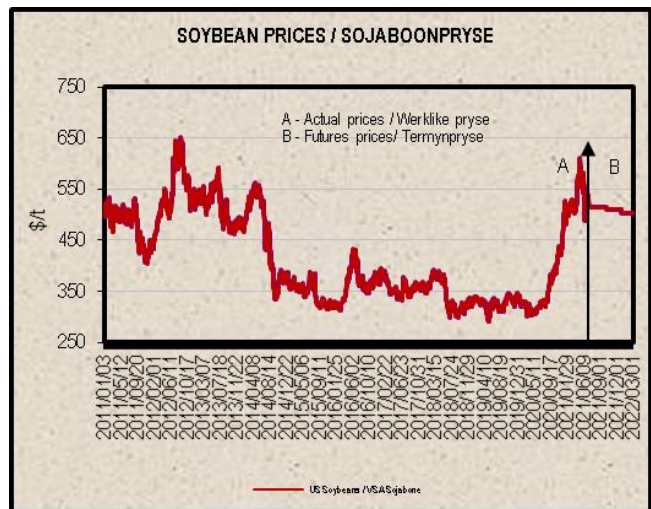
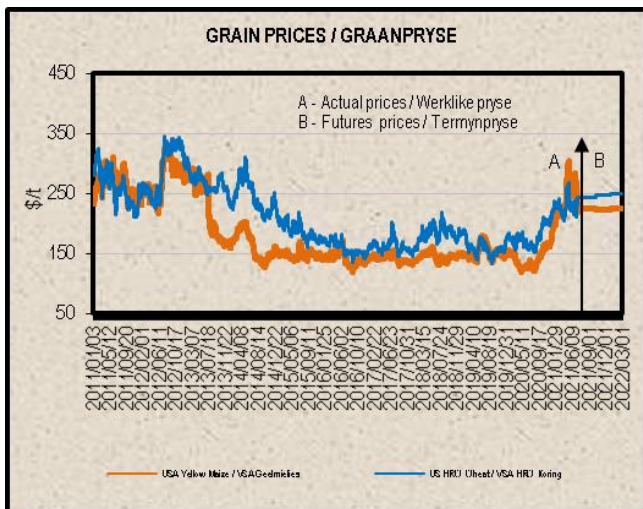
4. INVOERTARIEF OP MIELIES & KORING (b)(c)*

http://www.sagis.org.za/import_tariffs.html

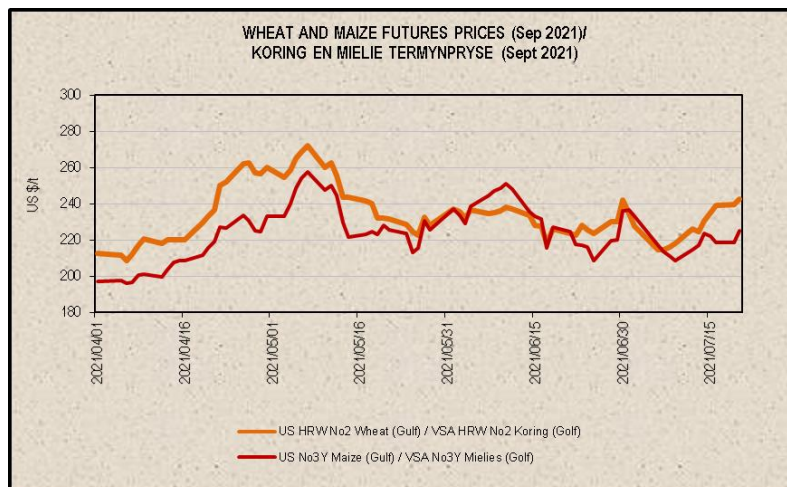
5. PRICES – INTERNATIONAL (US\$/t)

5. PRYSE - INTERNASIONAAL (VSA\$/t)

FOB (US\$/t)	Export Quotations/ Uitvoerkwotasie (b)(f)(g)				VAB (VSA\$/t)
	2021/07/20	2021/07/13	2021/07/06	2021/06/29	
US No 2 HRW Wheat (Gulf)	307.00	288.00	272.00	284.00	VSA No 2 HRW Koring (Golf)
US DNS Wheat 14% PNW	395.00	370.00	350.00	353.00	VSA DNS Koring 14% PNW
Argentine Wheat (Up River)	277.00	275.00	274.00	275.00	Argentynse Koring (Up River)
EC (France) Wheat (grade 1)	256.00	241.00	240.00	244.00	EU (Frankryk) Koring (graad 1)
EC (Germany) B Quality Wheat	258.00	242.00	242.00	245.00	EU (Duitsland) B Kwaliteit Koring
Russia Milling 12.5%	245.00	235.00	235.00	250.00	Swart See Maalkoring
US No 3Y Maize (Gulf)	284.00	279.00	289.00	303.00	VSA No3Y Mielies (Golf)
Argentine Maize (Up River)	253.00	224.00	224.00	240.00	Argentynse Mielies (Up River)
US Sorghum (Gulf)	359.00	355.00	357.00	397.00	VSA Sorghum (Golf)
Argentine Sorghum (Up River)	240.00	240.00	240.00	250.00	Argentynse Sorghum (Up River)
US Soybeans (Gulf)	566.00	553.00	530.00	528.00	VSA Sojabone (Gulf)
Argentine Soybeans (Up River)	543.00	533.00	506.00	504.00	Argentynse Sojabone (Up River)
Canadian Canola	778.00	797.00	683.00	707.00	Kanadese Canola
Argentine Groundnuts Runners 40/50	1400.00	1400.00	1400.00	1400.00	Argentynse Grondbone 40/50 Runners
US Groundnuts Runners 40/50 shelled	1355.00	1369.00	1425.00	1426.00	VSA Grondbone 40/50 Runners uitgedop
Australian Malting Barley (Commander Malt)	244.00	247.00	250.00	257.00	Australiese Moutgars (Commander Mout)



Futures prices (US\$/t) / Termynpryse (VSA\$/t) (d)(e) (2021/07/20)							
Commodity	Sep-21	Dec-21	Mar-22	May-22	Jul-22	Sep-22	Kommoditeit
US No3 Yellow maize	225.03	222.67	225.58	227.15	226.92	204.32	VSA No3 Geelmielies
US No2 HRW wheat	242.58	246.62	249.27	249.93	245.15	245.67	VSA No2 HRW koring
US Soybeans	514.04	n/a	503.54	500.89	499.49	477.45	VSA Sojabone



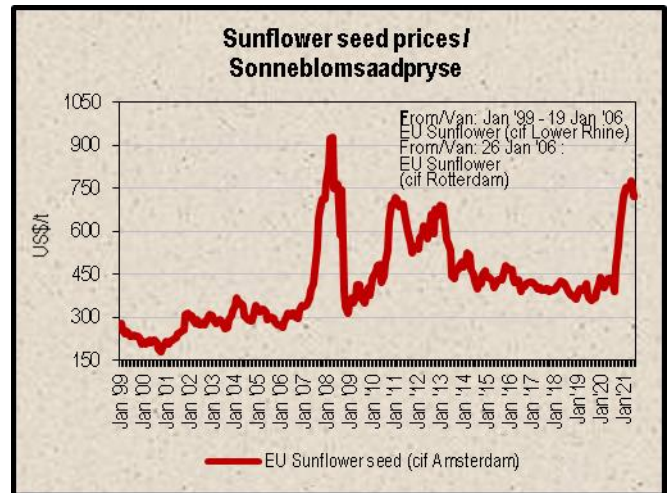
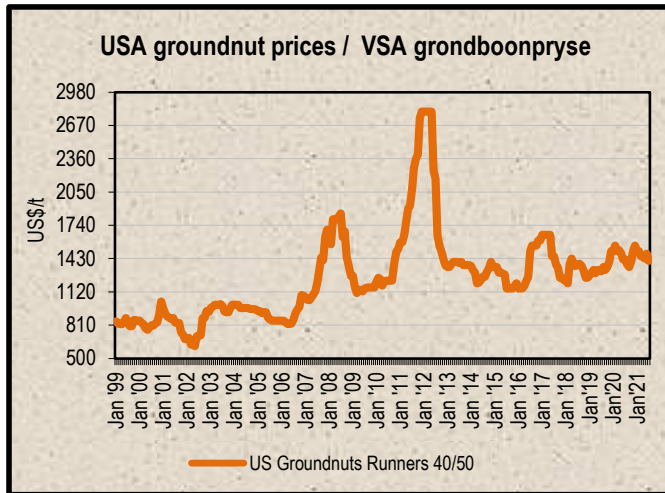
6. LOWEST REPRESENTATIVE ASKING PRICES
(US\$/t)(f)(g)(Prices of previous week)

6. LAAGSTE VERTEENWOORDIGENDE PRYSE GEVRA
(Pryse van vorige week)(VSA\$/t)(f)(g)

US\$/t	2021/07/15	2021/07/08	Change/ Verandering	VSA\$/t
Soybeans, USA, c.i.f. Rotterdam	573	559	2.5%	Sojabone, VSA, k.a.v. Rotterdam
Groundnuts, USA Runners 40/50*	1410	1420	-0.7%	Grondbone, VSA Runners 40/50*
Groundnuts, Argentine Runners 40/50*	1480	1480	0.0%	Grondbone, Argentynse Runners 40/50*
Sunflower seed, EU c.i.f. Amsterdam	n/a	n/a	n/a	Sonneblomsaad, EU k.a.v. Amsterdam
Sunflower seed, fob Black Sea	685	685	0.0%	Sonneblomsaad, Swart See
Sunflower-oil, EU (fob) N.W. Europe	1270	1230	3.3%	Sonneblom-olie, EU (vab) N.W. Eur.
Rapeseed, Europe, 00, c.i.f. Hamburg	633	604	4.8%	Raapsaad, Europa, 00, k.a.v. Hamburg

* Shelled, c.i.f. Rotterdam

* Uitgedop k a v Rotterdam



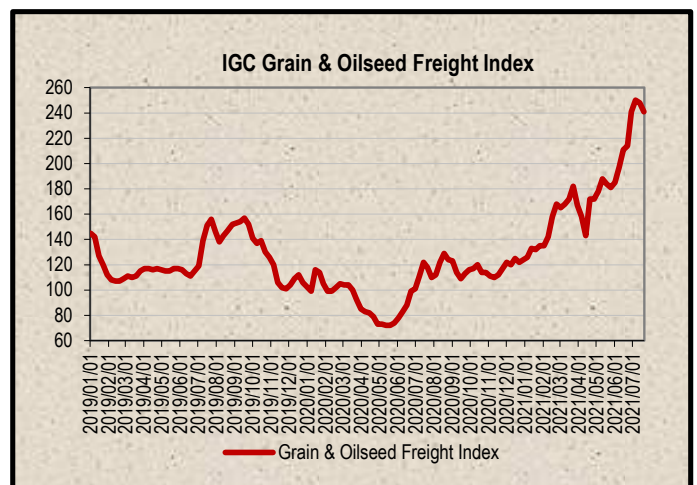
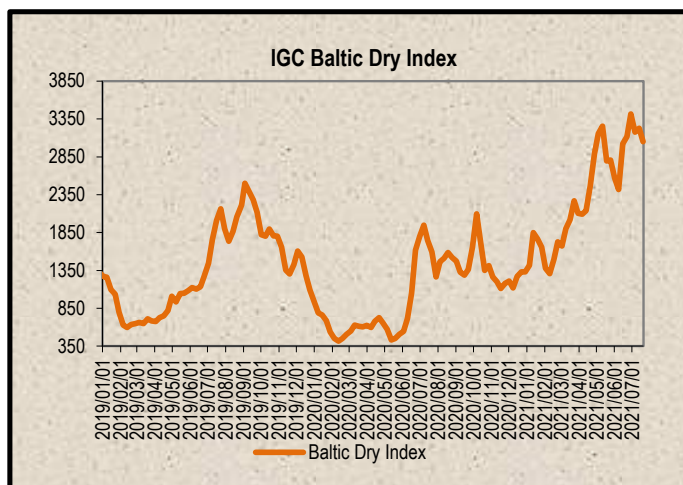
7. IGC FREIGHT INDICES (b)*

7. IGC VRAG INDEKSE (b)*

IGC FREIGHT INDICES / IGC VRAG INDEKSE							
	2021/06/15	2021/06/22	2021/06/29	2021/07/06	2021/07/13	2021/07/20	
Baltic Dry Index	3025	3119	3418	3179	3228	3053	Graan & Oliesade Vrag Indeks*
Grain & Oilseeds Freight Index*	211	214	241	250	248	241	Baltiese Droë Indeks

* IGC's Grain & Oilseeds Freight Index (GOFI) - covers 68 routes. The first week of January 2013 is taken as the index base of 100.

* IGC se Graan & Oliesade Vrag Indeks (GOVI) - verteenwoordig 68 roetes. Die eerste week van Januarie 2013 word gebruik as die indeks basis van 100.



8. IMPORT PARITY PRICES – SUMMER GRAINS (b)(c)

8. INVOERPARITEITPRYSE - SOMERGRANE (b)(c)

INVOERPARITEITPRYSE VAN SOMERGRANE (BTW UITGESLT) SOOS OP				2021/07/20		IMPORT PARITY PRICES OF SUMMER GRAINS (VAT EXCL) AS ON	
ITEM	Nota/ Note	Mielies/Maize	Mielies/Maize	Sorghum	Sorghum	Sorghum	ITEM
		VSA/ USA Golf/Gulf (no.3Y) \$/t	Argentynse/ Argentina Up River \$/t	VSA/ USA Golf/Gulf \$/t	Argentynse/ Argentina Up River \$/t	Australiese/ Australian Brisbane \$/t	
Internasionale VAB pryse	a	284.00	253.00	359.00	240.00	267.00	International FOB prices
Vraggeld	b	55.00	53.00	55.00	53.00	53.00	Freight Rates
Assuransie (0.3% van VAB)		0.85	0.76	1.08	0.72	0.80	Insurance (0.3% of FOB)
1 KOSTE, ASSURANSIE EN VRAG (KAV) \$/T <i>Omskakel na R/t</i>		339.85	306.76	415.08	293.72	320.80	1 COST, INSURANCE AND FREIGHT (CIF) \$/T <i>Converted to R/t</i>
R/\$ Wisselkoers op: 2021/07/20	c	14.5520	14.5520	14.5520	14.5520	14.5520	R/\$ Exchange rate on: 2021/07/20
2 KOSTE, ASSURANSIE EN VRAG (KAV) R/t		4945.50	4463.97	6040.24	4274.21	4668.28	2 COST, INSURANCE AND FREIGHT (CIF) R/t
Finansieringskoste	d	28.45	25.68	34.75	24.59	26.86	Financing cost
3 KOSTE, ASSURANSIE, VRAG EN FINANSIERING R/t		4973.95	4489.65	6074.99	4298.80	4695.14	3 COST, INSURANCE, FREIGHT AND FINANCING R/t
Aflaaiikoste:	e, f						Discharging cost:
- Kaapstad		216.77	216.77	n/a	n/a	n/a	- Cape Town
- Durban		204.95	204.95	204.95	204.95	204.95	- Durban
Invoertarif	g	0.00	0.00	156.73	104.77	116.56	Import Tariff
4 VRY OP SPOOR (VOS) R/t							4 FREE ON RAIL (FOR) R/t
- Kaapstad		5190.72	4706.42	n/a	n/a	n/a	- Cape Town
- Durban		5178.90	4694.60	6231.72	4403.57	4811.70	- Durban
Spoorvragkoste	h						Railage cost
- Durban na Randfontein		239.70	239.70	239.70	239.70	239.70	- Durban to Randfontein
5 GELEWER:							5 DELIVERED:
- Durban na Randfontein R/ton		5418.60	4934.30	6471.42	4643.27	5051.40	- Durban to Randfontein R/ton

Notas/Notes:

a Bron van pryse en vraggeld : IGC GMI
Source of prices and freight rates: IGC GMI

2021/07/20

Termyn / Term	US\$/ton (VAB/FOB)	Vraggeld/Freight Rate:	US\$/ton
Mielies/Maize: VSA/USA (Golf/Gulf No.3Y)	Aug 2021 284.00	US Golf / Gulf	55.00
Mielies/Maize: Argentinië/Argentina (Up River)	Jul 2021 253.00	Argentinië / Argentina	53.00
Sorghum: VSA/USA (Golf / Gulf Milo)	Jul 2021 359.00	Australië/Australia (Fremantle)	53.00
Sorghum: Argentinië/Argentina (Up River)	Aug 2021 240.00		
Sorghum: Australië/Australia (Brisbane)	Aug 2021 267.00		

b Vraggeld: bereken vir vragte van +/- 20 000 - 30 000t. / Freight rates: calculated for freights of +/- 20 000 - 30 000t.

c Reserwebank / Reserve Bank

d Finansieringskoste: 30 000t @ KAV @ primakoers vir 30 dae. Bron/Source: SARB 7.00% 2020/07/24
Financing cost: 30 000t @ CIF @ prime rate for 30 days.

	Mielies/Maize:	Sorghum
Kaapstad / Cape Town:	216.77	n/a
Durban:	204.95	204.95

e Aflaaiikoste / Discharging costs (R/ton):

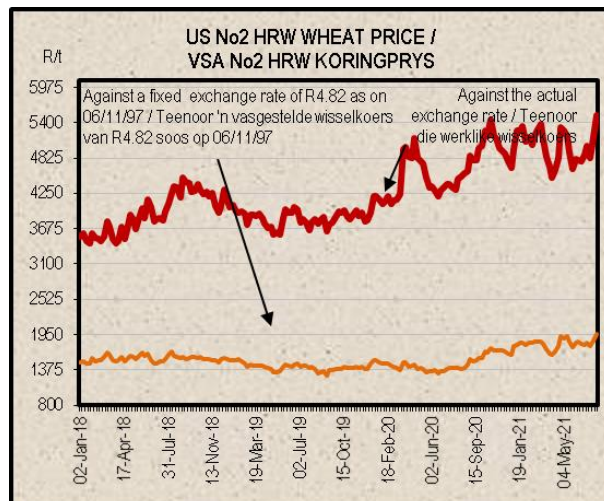
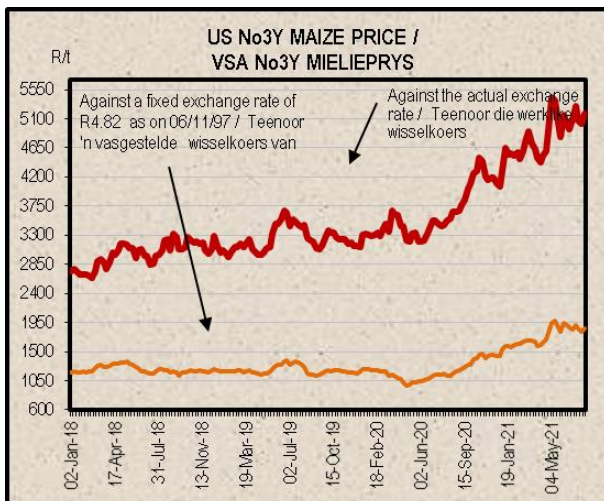
Bron / Source: Mainport Africa Shipping

f Ingesluit: Kaai gelde, hantering, kaaitesig, agente/dokumentasie, logistiek & opnames (inspeksie van skeepsvrag) / Included: Wharfage, handling, wharf supervision, agent/documentation, logistic & survey (inspection of shipload).
Uitgesluit: Gesondheidsinspeksie-, skeepagentskapfooi, strookbetsingsfooi vir GMO, obergingskoste asook BTW en invoerbelasting / Excluded: Health inspection fee, Ship agency fee, strip testing fees for GMO, storage costs as well as VAT and import duty.
N.B: Slegs 'n aanduiding, aangesien koste van opname beding kan word / N.B: Indication only, as cost of survey can be negotiated.

g Invoertarif / Import Tariff:

Mielies/Maize = Vry / Free
Sorghum = 3% op VAB / on FOB

h Neem asb. kennis van die verandering in Spoornet se standaard spoorvrag op 1 April 2021, na R239.70. Geldig tot 30 Sep 2021, daarna 4.1% styging tot 31 Mrt 2022.
Please note the change in Spoornet's standard railage cost on 1 April 2021 to R239.70. Valid until 30 Sep 2021, thereafter 4.1% increase until 31 Mar 2022.



9. IMPORT PARITY PRICES – WINTER CEREALS (b)(c)

9. INVOERPARITEITPRYSE - WINTERGRANE (b)(c)

INVOERPARITEITPRYSE VAN WINTERGRANE (BTW UITGESLT) SOOS OP		2021/07/20		IMPORT PARITY PRICES OF WINTER CEREALS (VAT EXCL) AS ON				
ITEM	Nota / Note	Koring/Wheat	Koring/Wheat	Koring/Wheat	Koring/Wheat	Koring/Wheat	Gars/Barley	ITEM
		VSA/ USA Golf/Gulf HRW	VSA/ USA PNW DNS	Argentynse/ Argentine Up River Trigo Pan	EU Duitsland/ Germany Hamburg B kwaliteit/ quality	Russies/ Russian Black Sea 12.50%	Australiese/ Australian Adelaide Mout/Malting	
		\$/t	\$/t	\$/t	\$/t	\$/t	\$/t	
Internasionale VAB pryse	a	307.00	395.00	277.00	258.00	245.00	244.00	International FOB prices
Vraggeld	b	55.00	55.00	53.00	49.00	60.00	54.00	Freight Rates
Assuransie (0.3% van VAB)		0.92	1.19	0.83	0.77	0.74	0.73	Insurance (0.3% of FOB)
1 KOSTE, ASSURANSIE EN VRAG (KAV) \$/T		362.92	451.19	330.83	307.77	305.74	298.73	1 COST, INSURANCE AND FREIGHT (CIF) \$/T
<i>Omskakel na R/t</i>								<i>Converted to R/t</i>
R/\$ Wisselkoers op: 2021/07/20	c	14.5520	14.5520	14.5520	14.5520	14.5520	14.5520	R/\$ Exchange rate on: 2021/07/20
2 KOSTE, ASSURANSIE EN VRAG (KAV) R/t		R/t	R/t	R/t	R/t	R/t	R/t	2 COST, INSURANCE AND FREIGHT (CIF) R/t
		5281.21	6565.72	4814.24	4478.67	4449.13	4347.12	
Finansieringskoste	d	30.39	37.78	27.70	25.77	25.60	25.01	Financing cost
3 KOSTE, ASSURANSIE, VRAG EN FINANSIERING R/t		5311.60	6603.50	4841.94	4504.44	4474.73	4372.13	3 COST, INSURANCE, FREIGHT AND FINANCING R/t
Aflaaiikoste	e, f							Discharging cost
3.1 Kaapstad (Hoofsaaklik kaaihykskraan metode)		216.77	216.77	216.77	216.77	216.77	216.77	3.1 Cape Town (Mainly shore cranes method)
3.2 Durban (Hoofsaaklik suig-in-silo metode)		204.95	204.95	204.95	204.95	204.95	204.95	3.2 Durban (Mainly suction into silo method)
Invoertarif	g	0.00	0.00	0.00	0.00	0.00	0.00	Import T ariff
4 VRY OP SPOOR (VOS) R/t								4 FREE ON RAIL (FOR) R/t
4.1 Kaapstadhawe		5528.37	6820.27	5058.71	4721.21	4691.50	4588.90	4.1 Cape Town Harbour
4.2 Durbanhawe		5516.55	6808.45	5046.89	4709.39	4679.68	4577.08	4.2 Durban Harbour
Spoorvragkoste	h							Railage cost
- Kaapstad na Paarl		96.81	96.81	96.81	96.81	96.81	n/a	- Cape Town to Paarl
- Durban na Randfontein		239.70	239.70	239.70	239.70	239.70	239.70	- Durban to Randfontein
5 GELEWER:								5 DELIVERED:
- Kaapstad na Paarl R/ton		5625.18	6917.08	5155.52	4818.02	4788.31	n/a	- Cape Town to Paarl R/ton
- Durban na Randfontein R/ton		5756.25	7048.15	5286.59	4949.09	4919.38	4816.78	- Durban to Randfontein R/ton

Notas/Notes: 2021/07/20

a Bron van pryse en vraggeld : IGC GMI
Source of prices and freight rates: IGC GMI

Termyn / Term	VAB/FOB US\$/ton	Vraggeld / Freight Rate: US\$/ton	Gars/Barley = US\$ + 1
Koring/Wheat HRW No 2 (Hard Red Winter) Golf / Gulf	Aug 2021 307.00	VSA/USA (Golf / Gulf) 55.00	
Koring/Wheat DNS 14% No 2 (Dark Northern Spring) PNW	Aug 2021 395.00	Argentinië / Argentina (Upriver) 53.00	
Koring/Wheat Argentinië / Argentine (Up River) Trigo Pan	Jul 2021 277.00	EU (Rouen) 49.00	50.00
Koring/Wheat EU (Duitsland / Germany) B kwaliteit / quality	Aug 2021 258.00	Australië / Australia (Kwinana) 53.00	54.00
Koring/Wheat Russian Milling 12.5%	Aug 2021 245.00	Rusland/Russia (Novorossiysk) 60.00	
Gars/Barley: Australiese moutgars/Australian malting barley (Adelaide)	Aug 2021 244.00		

b Vraggeld: bereken vir vragte van +/- 20 000 - 30 000t. / Freight rates: calculated for freights of +/- 20 000 - 30 000t.

c Reserwebank / Reserve Bank

d Finansieringskoste: 30 000t @ KAV @ primakoers vir 30 dae. Bron/Source: SARB 7.00% 2020/07/24
Financing cost: 30 000t @ CIF @ prime rate for 30 days.

e Aflaaiikoste / Discharging cost (R/ton):
Bron / Source: Mainport Africa Shipping

	Koring/Wheat	Gars/Barley:
Kaapstad /	216.77	216.77
Durban:	204.95	204.95

f Ingesluit: Kaaigelde, hantering, kaaibesig, agente/dokumentasie, logistiek & opnames (inspeksie van skeepsvrag).
Included: Wharfage, handling, wharf supervision, agent/documentation, logistic & survey (inspection of shipload).
Uitgesluit: Gesondheidsinspeksie-, skeepagentskapfooi, strooktoetsingsfooi vir GMO, opbergingskoste asook BTW en invoerbelasting.
Excluded: Health inspection fee, Ship agency fee, strip testing fees for GMO, storage costs as well as VAT and import duty.
N.B: Slegs 'n aanduiding, aangesien koste van opname beding kan word / N.B: Indication only, as cost of survey can be negotiated.

g Invoertarif / Import Tariff:
Koring/Wheat = Vry/Free
Gars/Barley = Vry/Free

h Neem asb. kennis van verandering in Spoorwet se standaard spoorvrag op 1 April 2021 soos volg:
Kaapstad na Paarl R96.81 en Durban na Randfontein R239.70. Geldig tot 30 Sep 2021, daarna 4.1% styging tot 31 Mrt 2022.
Please note the change on 1 April 2021, in Spoorwet's standard railrage cost as follows:
Cape Town to Paarl R96.81 and Durban to Randfontein R239.70. Valid until 30 Sep 2021, thereafter 4.1% increase until 31 Mar 2022.

10. IMPORT PARITY PRICES – OIL SEEDS (b)(c)(f)(g)

10. INVOERPARITEITPRYSE - OLIESADE (b)(c)(f)(g)

INVOERPARITEITPRYSE VAN OLIESADE (BTW UITGESLT) SOOS OP										2021/07/20	IMPORT PARITY PRICES OF OIL SEEDS (VAT EXCL) AS ON
ITEM	Nota/ Note	Sojabone/ Soybeans	Sojabone/ Soybeans	Sojabone/ Soybeans	Sonneblom/ Sunflower	Sonneblom/ Sunflower	Canola	Grondbone/ Groundnuts	Grondbone/ Groundnuts	ITEM	
		VSA/ USA Golf/Gulf	Argentynse/ Argentine Up River	Brazilië/ Brazil Paranagua	EU Franse/ French Bordeaux	Swart See / Black Sea	Kanadese/ Canadian Vancouver	Argentynse/ Argentine Raw Runners 40/50	VSA/ USA Raw Runners 40/50		
Internasionale VAB pryse	a	\$/t	\$/t	\$/t	\$/t		\$/t	\$/t	\$/t	International FOB prices	
Vraggeld	b	566.00	543.00	559.00	599.00	685.00	778.00	1400.00	1355.00	Freight Rates	
Assuransie (0.3% van VAB)		1.70	1.63	1.68	1.80	2.06	2.33	4.20	4.07	Insurance (0.3% of FOB)	
1 KOSTE, ASSURANSIE EN VRAG (KAV) \$/T		622.70	597.63	604.68	649.80	747.06	841.33	1484.20	1414.07	1 COST, INSURANCE AND FREIGHT (CIF) \$/T	
Omskakel na R/t										Converted to R/t	
R/\$ Wisselkoers op: 2021/07/20	c	14.5520	14.5520	14.5520	14.5520	14.5520	14.5520	14.5520	14.5520	R/\$ Exchange rate on: 2021/07/20	
2 KOSTE, ASSURANSIE EN VRAG (KAV) R/t		R/t	R/t	R/t	R/t		R/t	R/t	R/t	2 COST, INSURANCE AND FREIGHT (CIF) R/t	
9061.53		8696.71	8799.30	9455.89	10871.22	12243.03	21598.08	20577.55			
Finansieringskoste	d	52.13	50.04	50.63	54.40	62.55	70.44	124.26	118.39	Financing cost	
3 KOSTE, ASSURANSIE, VRAG EN FINANSIERING R/t		9113.66	8746.75	8849.93	9510.29	10933.77	12313.47	21722.34	20695.94	3 COST, INSURANCE, FREIGHT AND FINANCING R/t	
Aflaaiakoste: Durban	e, f	204.95	204.95	204.95	219.95	219.95	204.95	612.23	612.23	Discharging cost Durban	
Invoertarif:	g	658.91	632.14	650.77	0.00	0.00	1132.15	2037.28	1971.80	Import Tariff:	
4 VRY OP SPOOR (VOS) R/t Durban		9977.52	9583.84	9705.65	9730.24	11153.72	13650.57	24371.85	23279.97	4 FREE ON RAIL (FOR) R/t Durban	
Spoorvragkoste	h									Railage cost	
- Durban na Randfontein		239.70	239.70	239.70	239.70	239.70	239.70	-	-	- Durban to Randfontein	
5 GELEWER:										5 DELIVERED:	
- Durban na Randfontein R/ton		10217.22	9823.54	9945.35	9969.94	11393.42	13890.27	-	-	- Durban to Randfontein R/ton	

Notas/Notes:

a Bron van pryse en vraggeld / Source of prices and freight rates : IGC (GMI), Geogalos Peanut World & Oilworld

Termyen / Term	US\$/ton (VAB/FOB)	Vraggeld/Freight Rate:	US\$/ton	
Sojabone/Soybeans: VSA/USA (Golf/Gulf)	Aug 2021	566.00	US Golf / Gulf	55.00
Sojabone/Soybeans: Argentinië/Argentina (Up River)	Jul 2021	543.00	Argentinië / Argentina	53.00
Sojabone/Soybeans: Brazilië/Brazil (Paranagua)	Aug 2021	559.00	Brazilië/Brazil (Santos)	44.00
Sonneblom/Sunflower: EU Frankryk/France (Bordeaux)	Jul 2021	599.00	EU (Rouen)	49.00
Sonneblom/Sunflower: Swart See/Black Sea	Jul 2021	685.00	Kanada/Canada (St Lawrence)	61.00
Canola: Kanada/Canada (Vancouver)	Aug 2021	778.00	Rusland / Russia (Novorossiysk)	60.00
Grondbone/Groundnuts: Argentinië/Argentina (Raw Runner 40/50)	Aug 2021	1400.00	Grondbone/Groundnuts (ARG)	80.00
Grondbone/Groundnuts: VSA/USA (Runners 40/50)	Aug 2021	1355.00		

b Vraggeld: bereken vir vragte van +/- 20 000 - 30 000t / Freight rates: calculated for freights of +/- 20 000 - 30 000t

c Reserwebank / Reservebank

d Finansieringskoste: 30 000t @ KAV @ primakoers vir 30 dae. Bron/Source: SARB 7.00% 2020/07/24
Financing cost: 30 000t @ CIF @ prime rate for 30 days.

	Sojabone/ Soybeans	Sonneblom/ Sunflower	Canola	Grondbone/ Groundnuts
Durban:	204.95	219.95	204.95	612.23

e Aflaaiakoste / Discharging costs (R/ton):
Bron / Source: Mainport Africa Shipping

f Aflaaiakoste / Discharging fees:
Ingesluit: Kaai gelde, hantering, kaaibesig, agente/dokumentasie, logistiek & opnames (inspeksie van skeepsvrag) /
Included: Wharfage, handling, wharf supervision, agent/documentation, logistic & survey (inspection of shipload).
Uitgesluit: Gesondheidsinspeksie-, skeepsagentskapfooi, strooktoetsingsfooi vir GMO, opbergingskoste asook BTW en invoerbelasting /
Excluded: Health inspection fee, Ship agency fee, strip testing fees for GMO, storage costs as well as VAT and import duty.
N.B: Slegs 'n aanduiding, aangesien koste van opname beding kan word / N.B: Indication only, as cost of survey can be negotiated.

g Invoertarif / Import Tariff:
Sojabone/Soybeans = 8% op VAB / on FOB
Sonneblom/Sunflower = Vry / Free
Canola = 10% op VAB / on FOB
Grondbone/Groundnuts = 10% op VAB / on FOB

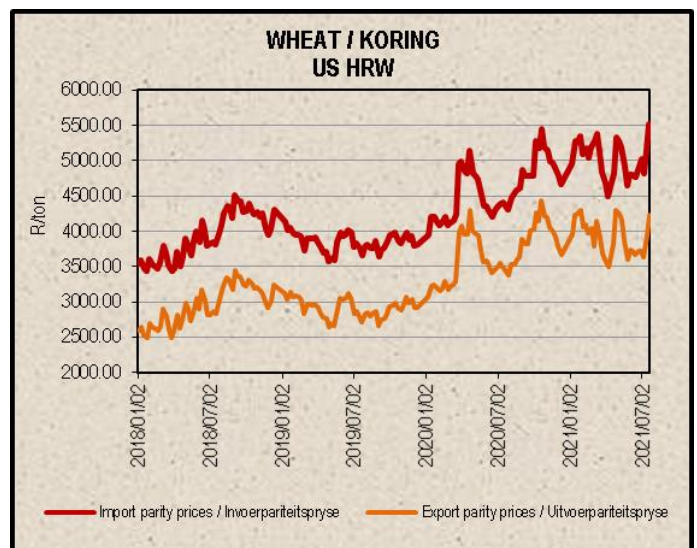
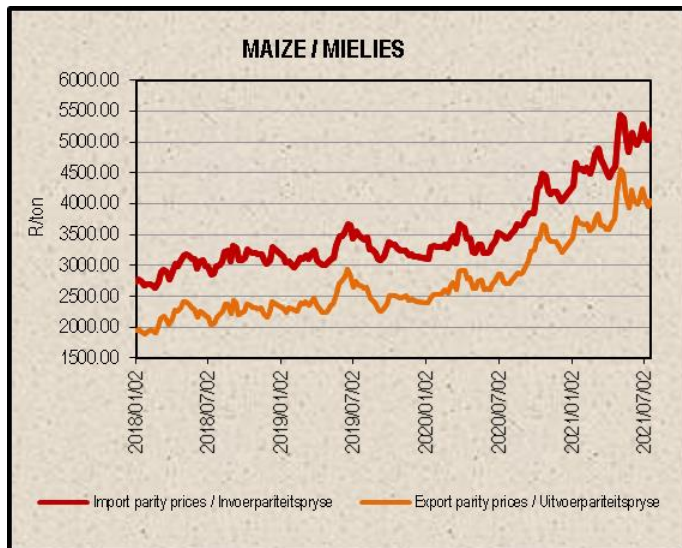
h Neem asb. kennis van die verandering in Spoorwet se standaard spoorvrag op 1 April 2021, na R239.70. Geldig tot 30 Sep 2021, daarna 4.1% styging tot 31 Mrt 202.
Please note the change on 1 April 2021 in Spoorwet's standard railage cost to R239.70. Valid until 30 Sep 2021, thereafter a 4.1% increase until 31 Mar 2022.

i Kwotasies is k.a.v. pryse. VAB pryse dus berekende pryse (kav minus vraggeld) / Quotes are c.i.f. prices. FOB prices are therefore calculated prices (cif minus freight rates).

11. EXPORT PARITY PRICES (b)(c)

11. UITVOERPARITEITSPRYSE (b)(c)

INDICATIVE EXPORT PARITY PRICES AS ON	2021/07/20				AANDUIDENDE UITVOERPARITEITSPRYSE SOOS OP
	US No3Y Maize/ Mielies Gulf/Golf (b)	US HRW Wheat/Koring Gulf/Golf (b)	US DNS 14% Wheat/Koring PNW (b)	Argentine Raw Runner 40/50 Groundnuts/ Grondbone (f)	Hierdie is slegs 'n voorbeeld van hoe 'n uitvoerpariteitsprys bereken kan word - dit kan varieer volgens behoefte
	Aug 2021	Aug 2021	Aug 2021	Aug 2021	
This is only an example of how an export parity price can be calculated - it can vary according to need					
FOB Gulf value (\$/t)	284.00	307.00	395.00	1400.00	VAB Golfwaarde (\$/t)
Difference in quality and locality of SA ¹					¹ Kwaliteits- en liggingsverskil van SA
Maize: Plus US\$10 (\$/t)	\$10.00				Mielies: Plus VSA\$10 (\$/t)
Groundnuts: Less 3,5% of fob value				96,5%	Grondbone: Min 3,5% van vab waarde
SA fob price (\$/t)	294.00	307.00	395.00	1351.00	SA vab prys (\$/t)
Exchange rate (1\$=): (2021/07/20) ²	14.5520	14.5520	14.5520	14.5520	² Wisselkoers (1\$=): (2021/07/20)
FOB Gulf value (R/t)	4278.29	4467.46	5748.04	19659.75	VAB Golfwaarde (R/t)
Marketing costs:					Bemarkings koste:
Financing (Prime rate 7.00% - 30 days) (R/t)	24.61	25.70	33.07	113.11	Finansieringskoste (Primakoers 7.00% - 30 dae) (R/t)
Railage: ³					³ Spoorvrag:
Randfontein – Durban harbour	239.70	239.70	239.70	-	Randfontein – Durbanhawe
Loading costs: (R/t) ⁴					⁴ Oplaaikoste: (R/t)
Durban Harbour (Mainly spout method)	211.35	214.95	214.95	580.08	Durbanhawe (Hoofsaaklik tregter metode)
EXPORT REALISATION (R/t):					UITVOER REALISASIE (R/t):
Randfontein	3802.63	3987.11	5260.32	18966.56	Randfontein
<i>Difference in quality and locality of SA</i>					<i>Kwaliteits- en liggingsverskil van SA</i>
<i>As from 14 June 2012, the discount/rebate will no longer be used to calculate Reserve Bank</i>					<i>Vanaf 14 Junie 2012 sal die diskonto/premie nie meer gebruik word by die Reserwebank</i>
<i>Railage costs:</i>					<i>Spoorvrag koste:</i>
<i>Loading costs, received from Mainport Africa Shipping:</i>					<i>Oplaaikoste, ontvang van Mainport Africa Shipping:</i>
<i>Included: Cargo dues, handling, wharf supervision, agency/documentation,</i>					<i>Ingesluit: Kaagelde, hantering, kaaioesig, agente/dokumentasie, logistiek &</i>



12. WEATHER

For local weather, please follow the link below:

<https://www.accuweather.com/en/za/south-africa-weather>

12. WEER

Vir plaaslike weer, volg asseblief die onderstaande skakel:

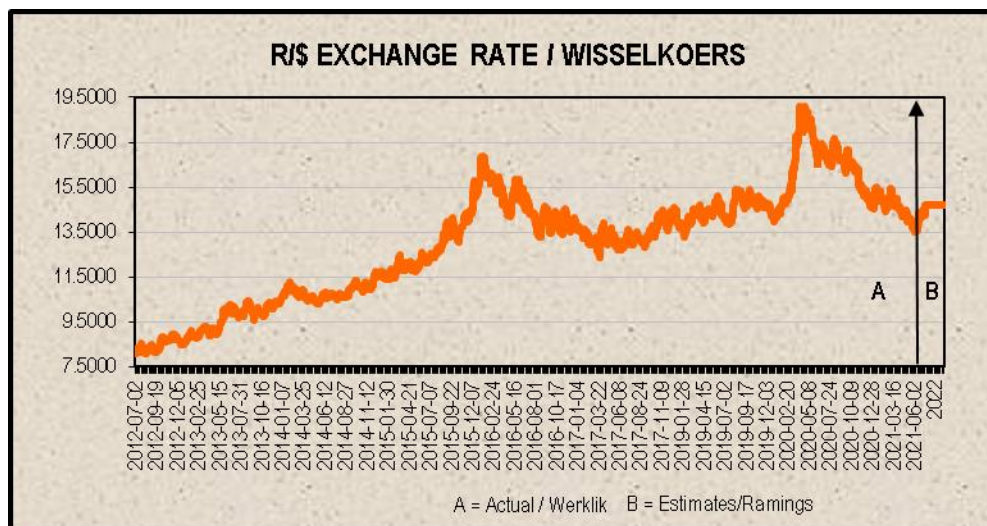
<https://www.accuweather.com/en/za/south-africa-weather>

13. SUNDRIES (h)

13. DIVERSE (h)

ECONOMIC INDICATORS						Jul 2021	Q3
Average of economic indicators as received from commercial banks							
	EXCHANGE RATE		INFLATION		PRIME INTEREST		
	R/\$		%		%		
	2021	2022	2021	2022	2021	2022	
1st quarter	14.9547 #	14.5631	3.1 #	4.4	7.00 #	7.46	
2nd quarter	14.2340 #	14.6750	4.4 #	4.2	7.00 #	7.67	
3rd quarter	14.5914	14.8644	4.4	4.1	7.00	7.83	
4th quarter	14.7614	14.7945	4.5	4.2	7.13	7.88	
Year average	14.5868	14.7243	4.2	4.2	7.00	7.71	
Year end	14.7614	14.7945	4.5	4.2	7.25	7.88	
	2023	2024	2023	2024	2023	2024	
Year average	15.4191	17.8822	4.4	4.5	7.88	8.50	
Year end	15.4260	18.1326	4.5	4.8	7.88	8.50	

= Replaced with SARB Quarterly Bulletin figures



Sources / Bronne:

- (a) = Safex; (b) = International Grains Council; (c) = SAGIS;
- (d) = CBOT; (e) = KCBT; (f) = Oil World; (g) = Geogalos Peanut World; (h) = SARB, FNB, Nedbank.
- * Formula according to ITAC (International Trade Administration Commission of South Africa)
- Formule volgens ITAC (International Trade Administration Commission of South Africa)

Nico Hawkins
General Manager / Hoofbestuurder

Indemnity/Vrywaring: Although everything has been done to ensure the accuracy of the information, neither SAGIS nor any of its directors or employees takes any responsibility for actions or losses that might occur as a result of the usage of this information. / Alhoewel alles gedoen is om te verseker dat die inligting korrek is, aanvaar nie SAGIS of enige van sy direkteure of werknemers verantwoordelikheid vir enige aksies of verliese as gevolg van die inligting wat gebruik is nie.