

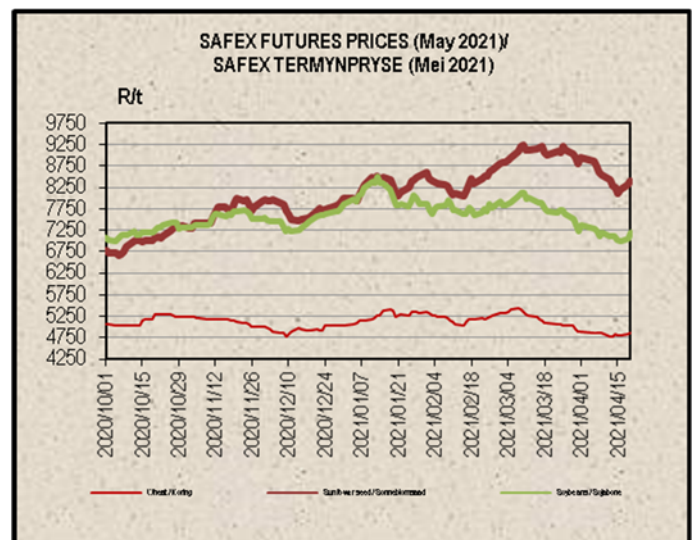
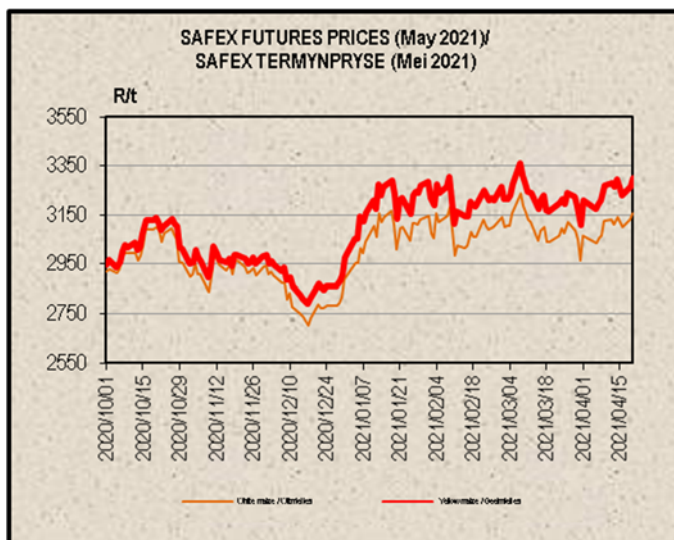
SAGIS WEEKLY BULLETIN / SAGIS WEEKLIKSE BULLETIN

1. PRODUCER DELIVERIES:	1. PRODUSENTELEWERINGS:
http://www.sagis.org.za/weekly_prod_deliveries.html	
2. IMPORTS, EXPORTS & MAIZE INTENTIONS:	2. INVOERE, UITVOERE & MIELIE INTENSIES:
http://www.sagis.org.za/weekly_imp-exp.html	

3. DOMESTIC PRICES PER SAFEX (R/t)(a)

3. PLAASLIKE PRYSE VOLGENS SAFEX (R/t)(a)

Commodity	Future Prices / Termynpryse (2021/04/26) R/ton					Kommoditeit
	May-21	Jul-21	Sep-21	Dec-21	Mar-22	
White maize	3 231.00	3 268.00	3 315.00	3 404.00	3 402.00	Witmielies
Yellow maize	3 381.00	3 399.00	3 449.00	3 527.00	3 505.00	Geelmielies
Wheat	4 976.00	4 989.00	4 981.00	4 924.00	4 988.00	Koring
Sunflower	8 514.00	8 650.00	8 790.00	8 827.00	8 500.00	Sonneblom
Soybeans	7 232.00	7 335.00	7 436.00	7 537.00	7 580.00	Sojabone
Sorghum	n/a	3 850.00	3 700.00	n/a	3 838.00	Sorghum



Directors/Direkteure:

Boshoff JDW (Mr/Mnr), Briedenhann E (Dr) (Vice-Chairperson /Onder Voorsitter), Make BB (Mr/Mnr), Mohane HT (Mr/Mnr), Nebe AAA (Mr/Mnr), Ngejane Z (Mr/Mnr), Purchase JL (Dr) Chairperson/Voorsitter, Purnell M (Ms/Me) (Vice-Chairperson /Onder Voorsitter)

Alternate Directors/Alternatiewe Direkteure: General Manager/Hoofbestuurder:

Groothof WJ (Mr/Mnr), Penny GR (Mr/Mnr), Schoonwinkel BC (Mr/Mnr), Van der Merwe JM (Ms/Me)
Hawkins NJ (Mr/Mnr)

4. IMPORT TARIFF ON MAIZE & WHEAT (b)(c)

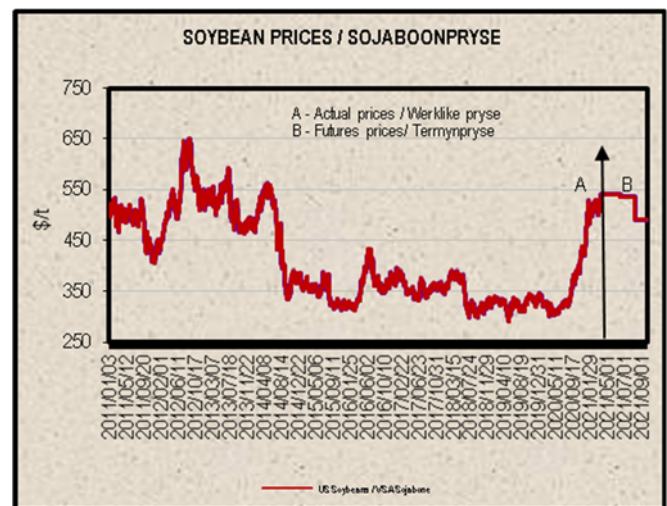
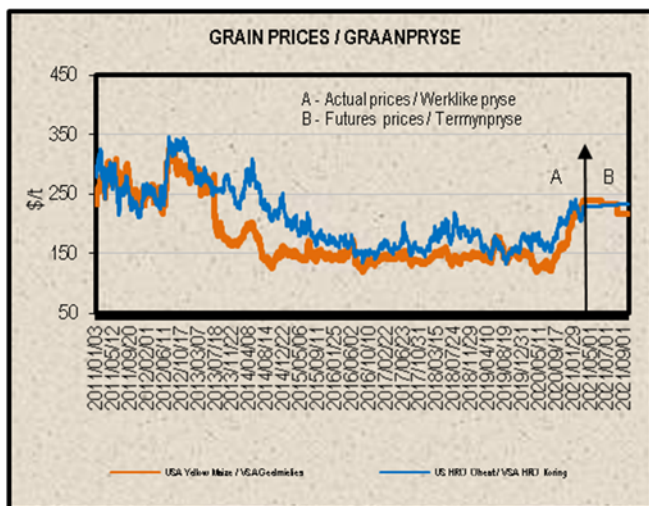
4. INVOERTARIEF OP MIELIES & KORING (b)(c)*

http://www.sagis.org.za/import_tariffs.html

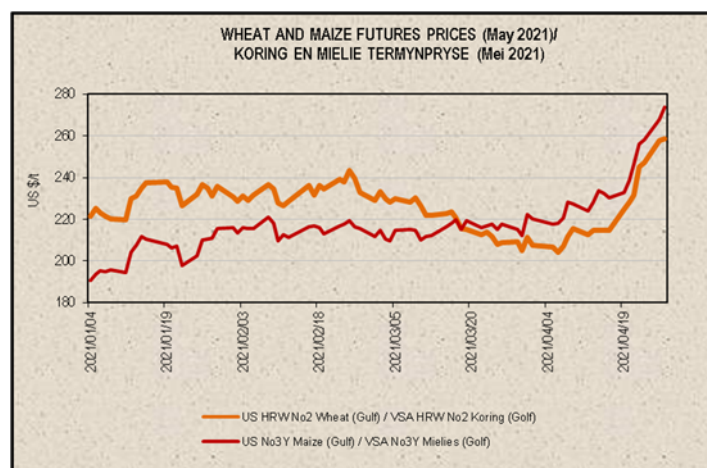
5. PRICES - INTERNATIONAL (US\$/t)

5. PRYSE - INTERNASIONAAL (VSA\$/t)

FOB (US\$/t)	Export Quotations/ Uitvoerkwotasie (b)(f)(g)				VAB (VSA\$/t)
	2021/04/27	2021/04/20	2021/04/13	2021/04/06	
US No 2 HRW Wheat (Gulf)	316.00	285.00	268.00	256.00	VSA No 2 HRW Koring (Golf)
US DNS Wheat 14% PNW	323.00	297.00	295.00	280.00	VSA DNS Koring 14% PNW
Argentine Wheat (Up River)	280.00	267.00	259.00	261.00	Argentynse Koring (Up River)
EC (France) Wheat (grade 1)	298.00	274.00	265.00	255.00	EU (Frankryk) Koring (graad 1)
EC (Germany) B Quality Wheat	284.00	271.00	265.00	256.00	EU (Duitsland) B Kwaliteit Koring
Russia Milling 12.5%	273.00	248.00	241.00	249.00	Swart See Maalkoring
US No 3Y Maize (Gulf)	299.00	270.00	261.00	251.00	VSA No3Y Mielies (Golf)
Argentine Maize (Up River)	274.00	254.00	247.00	239.00	Argentynse Mielies (Up River)
US Sorghum (Gulf)	396.00	365.00	354.00	344.00	VSA Sorghum (Golf)
Argentine Sorghum (Up River)	270.00	270.00	270.00	270.00	Argentynse Sorghum (Up River)
US Soybeans (Gulf)	600.00	570.00	536.00	547.00	VSA Sojabone (Gulf)
Argentine Soybeans (Up River)	553.00	537.00	507.00	517.00	Argentynse Sojabone (Up River)
Canadian Canola	768.00	734.00	676.00	670.00	Kanadese Canola
Argentine Groundnuts Runners 40/50	1370.00	1370.00	1370.00	1370.00	Argentynse Grondbone 40/50 Runners
US Groundnuts Runners 40/50 shelled	1412.00	1414.00	1416.00	1414.00	VSA Grondbone 40/50 Runners uitgedop
Australian Malting Barley (Commander Malt)	241.00	233.00	233.00	233.00	Australiese Moutgars (Commander Mout)



Futures prices (US\$/t) / Termynpryse (VSA\$/t) (d)(e) (2021/04/27)							
Commodity	May-21	Jul-21	Sep-21	Dec-21	Mar-22	May-22	Kommoditeit
US No3 Yellow maize	273.77	257.63	230.70	221.33	223.38	224.87	VSA No3 Geelmielies
US No2 HRW wheat	258.75	261.32	262.49	264.33	266.39	263.89	VSA No2 HRW koring
US Soybeans	569.38	558.28	508.75	n/a	484.36	482.52	VSA Sojabone



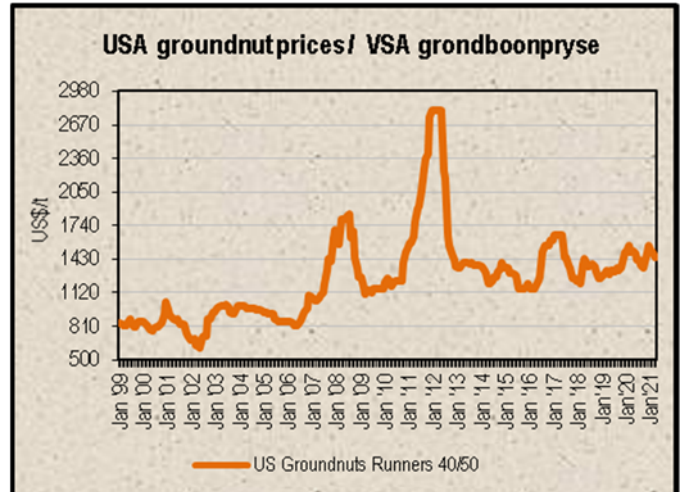
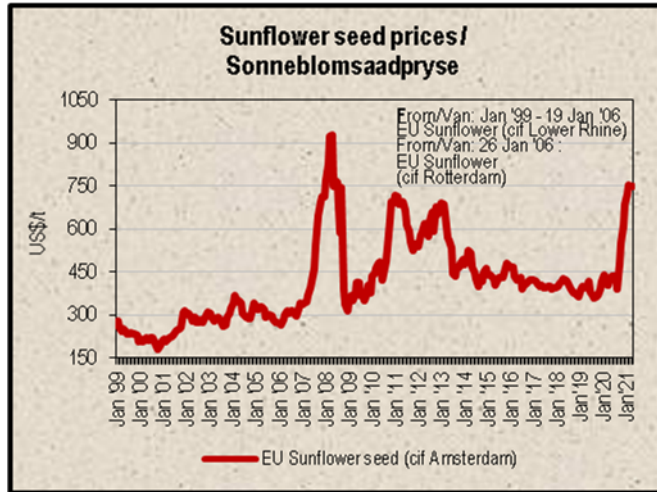
6. LOWEST REPRESENTATIVE ASKING PRICES
(US\$/t) (f)(g) (Prices of previous week)

6. LAAGSTE VERTEENWOORDIGENDE PRYSE GEVRA
(Pryse van vorige week) (VSA\$/t)(f)(g)

US\$/t	2021/04/22	2021/04/15	Change/ Verandering	VSA\$/t
Soybeans, USA, c.i.f. Rotterdam	620	585	6.0%	Sojabone, VSA, k.a.v. Rotterdam
Groundnuts, USA Runners 40/50*	1450	1450	0.0%	Grondbone, VSA Runners 40/50*
Groundnuts, Argentine Runners 40/50*	1450	1450	0.0%	Grondbone, Argentynse Runners 40/50*
Sunflower seed, EU c.i.f. Amsterdam	750	750	0.0%	Sonneblomsaad, EU k.a.v. Amsterdam
Sunflower seed, fob Black Sea	745	720	3.5%	Sonneblomsaad, Swart See
Sunflower-oil, EU (fob) N.W. Europe	1660	1610	3.1%	Sonneblom-olie, EU (vab) N.W. Eur.
Rapeseed, Europe, 00, c.i.f. Hamburg	670	627	6.9%	Raapsaad, Europa, 00, k.a.v. Hamburg

* Shelled, c.i.f. Rotterdam

* Uitgedop k a v Rotterdam



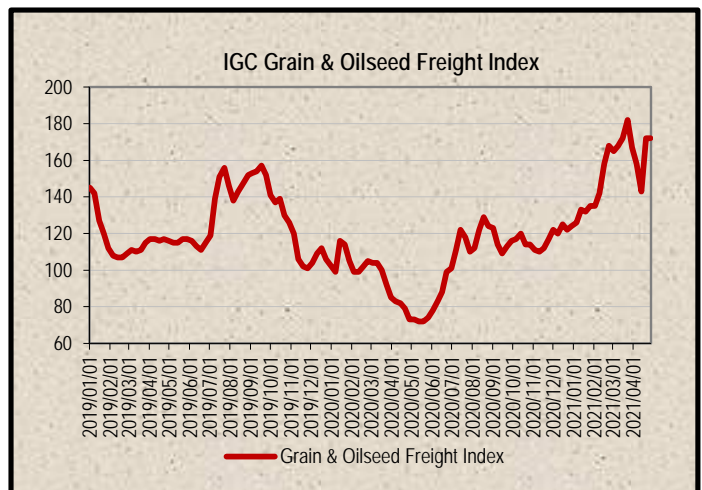
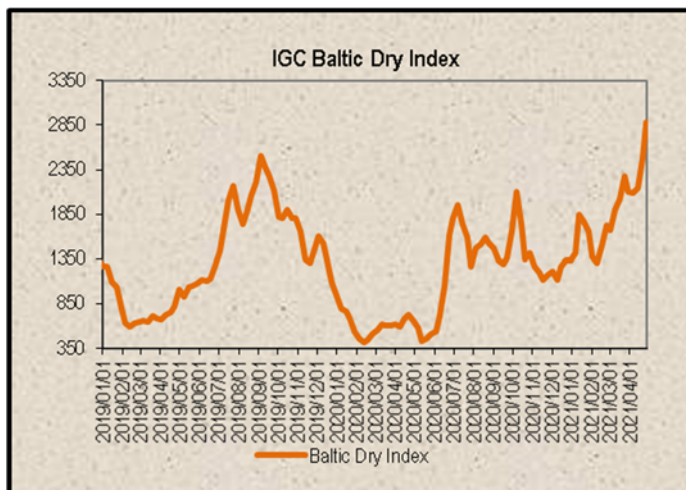
7. IGC FREIGHT INDICES (b)*

7. IGC VRAG INDEKSE (b)*

IGC FREIGHT INDICES / IGC VRAG INDEKSE							
	2021/03/23	2021/03/30	2021/04/06	2021/04/13	2021/04/20	2021/04/27	
Baltic Dry Index	2271	2103	2092	2140	2472	2889	Graan & Oliesade Vrag Indeks*
Grain & Oilseeds Freight Index*	182	167	158	143	172	172	Baltiese Droë Indeks

* IGC's Grain & Oilseeds Freight Index (GOFI) - covers 68 routes. The first week of January 2013 is taken as the index base of 100.

* IGC se Graan & Oliesade Vrag Indeks (GOVI) - verteenwoordig 68 roetes. Die eerste week van Januarie 2013 word gebruik as die indeks basis van 100.



8. IMPORT PARITY PRICES – SUMMER GRAINS (b)(c)

8. INVOERPARITEITPRYSE - SOMERGRANE (b)(c)

INVOERPARITEITPRYSE VAN SOMERGRANE (BTW UITGESLT) SOOS OP			2021/04/27		IMPORT PARITY PRICES OF SUMMER GRAINS (VAT EXCL) AS ON		
ITEM	Nota/ Note	Mielies/Maize	Mielies/Maize	Sorghum	Sorghum	Sorghum	ITEM
		VSA/ USA Golf/Gulf (no.3Y)	Argentynse/ Argentina Up River	VSA/ USA Golf/Gulf	Argentynse/ Argentina Up River	Australiese/ Australian Brisbane	
		\$/t	\$/t	\$/t	\$/t	\$/t	
Internasionale VAB pryse	a	299.00	274.00	396.00	270.00	281.00	International FOB prices
Vraggeld	b	38.00	34.00	38.00	34.00	44.00	Freight Rates
Assuransie (0.3% van VAB)		0.90	0.82	1.19	0.81	0.84	Insurance (0.3% of FOB)
1 KOSTE, ASSURANSIE EN VRAG (KAV) \$/T <i>Omskakel na R/t</i>		337.90	308.82	435.19	304.81	325.84	1 COST, INSURANCE AND FREIGHT (CIF) \$/T <i>Converted to R/t</i>
R/\$ Wisselkoers op: 2021/04/27	c	14.3713 R/t	14.3713 R/t	14.3713 R/t	14.3713 R/t	14.3713 R/t	R/\$ Exchange rate on: 2021/04/27
2 KOSTE, ASSURANSIE EN VRAG (KAV) R/t		4856.06	4438.14	6254.25	4380.52	4682.74	2 COST, INSURANCE AND FREIGHT (CIF) R/t
Finansieringskoste	d	27.94	25.53	35.98	25.20	26.94	Financing cost
3 KOSTE, ASSURANSIE, VRAG EN FINANSIERING R/t		4884.00	4463.67	6290.23	4405.72	4709.68	3 COST, INSURANCE, FREIGHT AND FINANCING R/t
Aflaaiikoste:	e, f						Discharging cost:
- Kaapstad		212.55	212.55	n/a	n/a	n/a	- Cape Town
- Durban		202.93	202.93	202.93	202.93	202.93	- Durban
Invoertarif	g	0.00	0.00	170.73	116.41	121.15	Import Tariff
4 VRY OP SPOOR (VOS) R/t							4 FREE ON RAIL (FOR) R/t
- Kaapstad		5096.55	4676.22	n/a	n/a	n/a	- Cape Town
- Durban		5086.93	4666.60	6460.96	4522.13	4830.83	- Durban
Spoorvragkoste	h						Railage cost
- Durban na Randfontein		517.52	517.52	517.52	517.52	517.52	- Durban to Randfontein
5 GELEWER: - Durban na Randfontein R/ton		5604.45	5184.12	6978.48	5039.65	5348.35	5 DELIVERED: - Durban to Randfontein R/ton

Notas/Notes:

a Bron van pryse en vraggeld : IGC GMI
Source of prices and freight rates: IGC GMI

2021/04/27

Termyn / Term	US\$/ton (VAB/FOB)	Vraggeld/Freight Rate:	US\$/ton
Mielies/Maize: VSA/USA (Golf/Gulf No.3Y)	299.00	US Golf / Gulf	38.00
Mielies/Maize: Argentinië/Argentina (Up River)	274.00	Argentinië / Argentina	34.00
Sorghum: VSA/USA (Golf / Gulf Milo)	396.00	Australië/Australia (Fremantle)	44.00
Sorghum: Argentinië/Argentina (Up River)	270.00		
Sorghum: Australië/Australia (Brisbane)	281.00		

b Vraggeld: bereken vir vragte van +/- 20 000 - 30 000t. / Freight rates: calculated for freights of +/- 20 000 - 30 000t.

c Reserwebank / Reserve Bank

d Finansieringskoste: 30 000t @ KAV @ primakoers vir 30 dae. Bron/Source: SARB 7.00% 2020/07/24
Financing cost: 30 000t @ CIF @ prime rate for 30 days.

	Mielies/Maize:	Sorghum
Kaapstad / Cape Town:	212.55	n/a
Durban:	202.93	202.93

e Aflaaiikoste / Discharging costs (R/ton):

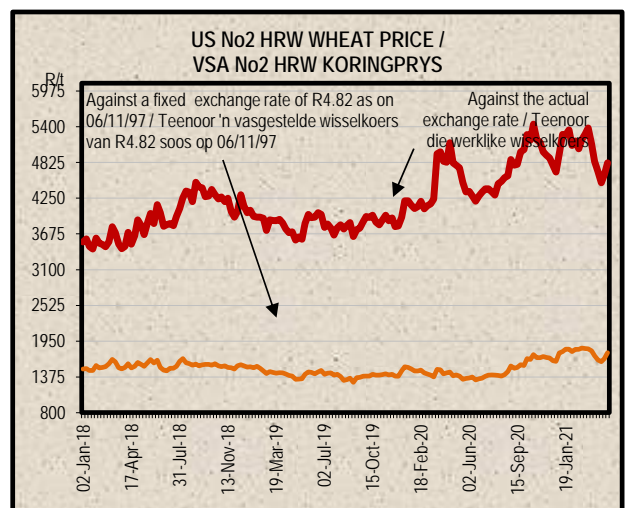
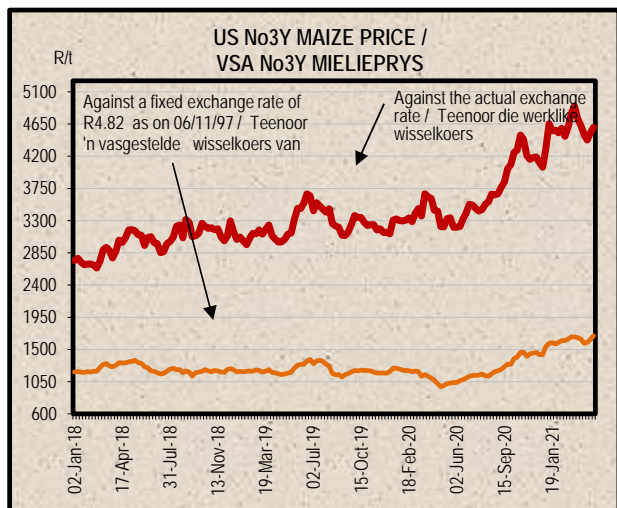
Bron / Source: Mainport/Africa Shipping

f Ingesluit: Kaaijelde, hantering, kaaibesig, agente/dokumentasie, logistiek & opnames (inspeksie van skeepsvrag) /
Included: Wharfage, handling, wharf supervision, agent/documentation, logistic & survey (inspection of shipload).
Uitgesluit: Gesondheidsinspeksie-, skeepsagentskapfooi, strooktoetsingslooi vir GMO, opbergingskoste asook BTW en invoerbelasting /
Excluded: Health inspection fee, Ship agency fee, strip testing fees for GMO, storage costs as well as VAT and import duty.
N.B. Steg's 'n aanduiding, aangesien koste van opname beding kan word / N.B. Indication only, as cost of survey can be negotiated.

g Invoertarif / Import Tariff:

Mielies/Maize = Vry / Free
Sorghum = 3% op VAB / on FOB

h Neem asb. kennis van die verandering in Spoorne se standaard spoorvrag op 1 April 2019, na R517.52.
Please note the change in Spoornets standard railage cost on 1 April 2019 to R517.52.



9. IMPORT PARITY PRICES – WINTER CEREALS (b)(c)

9. INVOERPARITEITPRYSSE - WINTERGRANE (b)(c)

INVOERPARITEITPRYSSE VAN WINTERGRANE (BTW UITGESLT) SOOS OP		2021/04/27		IMPORT PARITY PRICES OF WINTER CEREALS (VAT EXCL) AS ON				
ITEM	Nota / Note	Koring/Wheat	Koring/Wheat	Koring/Wheat	Koring/Wheat	Koring/Wheat	Gars/Barley	ITEM
		VSA/ USA Golf/Gulf HRW	VSA/ USA PNW DNS	Argentynse/ Argentine Up River Trigo Pan	EU Duitsland/ Germany Hamburg B kwaliteit/ quality	Russies/ Russian Black Sea 12.50%	Australiese/ Australian Adelaide Mout/Malting	
		\$/t	\$/t	\$/t	\$/t	\$/t	\$/t	
Internasionale VAB pryse	a	316.00	323.00	280.00	284.00	273.00	241.00	International FOB prices
Vraggeld	b	38.00	38.00	34.00	34.00	42.00	45.00	Freight Rates
Assuransie (0.3% van VAB)		0.95	0.97	0.84	0.85	0.82	0.72	Insurance (0.3% of FOB)
1 KOSTE, ASSURANSIE EN VRAG (KAV) \$/T		354.95	361.97	314.84	318.85	315.82	286.72	1 COST, INSURANCE AND FREIGHT (CIF) \$/T
<i>Omskakel na R/t</i>								<i>Converted to R/t</i>
R/\$ Wisselkoers op: 2021/04/27	c	14.3713	14.3713	14.3713	14.3713	14.3713	14.3713	R/\$ Exchange rate on: 2021/04/27
2 KOSTE, ASSURANSIE EN VRAG (KAV) R/t		R/t 5101.09	R/t 5201.98	R/t 4524.66	R/t 4582.29	R/t 4538.74	R/t 4120.54	2 COST, INSURANCE AND FREIGHT (CIF) R/t
Finansieringskoste	d	29.35	29.93	26.03	26.36	26.11	23.71	Financing cost
3 KOSTE, ASSURANSIE, VRAG EN FINANSIERING R/t		5130.44	5231.91	4550.69	4608.65	4564.85	4144.25	3 COST, INSURANCE, FREIGHT AND FINANCING R/t
Aflaaiikoste	e, f							Discharging cost
3.1 Kaapstad (Hoofsaaklik kaaihykskraan metode)		212.55	212.55	212.55	212.55	212.55	212.55	3.1 Cape Town (Mainly shore cranes method)
3.2 Durban (Hoofsaaklik suig-in-silo metode)		202.93	202.93	202.93	202.93	202.93	202.93	3.2 Durban (Mainly suction into silo method)
Invoertarif op koring	g	0.00	0.00	0.00	0.00	0.00	0.00	Import T ariff on wheat
4 VRY OP SPOOR (VOS) R/t								4 FREE ON RAIL (FOR) R/t
4.1 Kaapstadhawe		5342.99	5444.46	4763.24	4821.20	4777.40	4356.80	4.1 Cape Town Harbour
4.2 Durbanhawe		5333.37	5434.84	4753.62	4811.58	4767.78	4347.18	4.2 Durban Harbour
Spoorvragkoste	h							Railage cost
- Kaapstad na Paarl		134.04	134.04	134.04	134.04	134.04	n/a	- Cape Town to Paarl
- Durban na Randfontein		517.52	517.52	517.52	517.52	517.52	517.52	- Durban to Randfontein
5 GELEWER:								5 DELIVERED:
- Kaapstad na Paarl R/ton		5477.03	5578.50	4897.28	4955.24	4911.44	n/a	- Cape Town to Paarl R/ton
- Durban na Randfontein R/ton		5850.89	5952.36	5271.14	5329.10	5285.30	4864.70	- Durban to Randfontein R/ton

Notas/Notes:

2021/04/27

a Bron van pryse en vraggeld : IGC GMI
Source of prices and freight rates: IGC GMI

Termyn / Term	VAB/FOB		Vraggeld / Freight Rate:	US\$/ton	Gars/Barley = US\$ + 1
	US\$/ton				
Koring/Wheat: HRW No 2 (Hard Red Winter) Golf / Gulf	Mei/May 2021	316.00	VSA/USA (Golf / Gulf)	38.00	
Koring/Wheat: DNS 14% No 2 (Dark Northern Spring) PNW	Mei/May 2021	323.00	Argentinië / Argentina (Upriver)	34.00	
Koring/Wheat: Argentinië / Argentine (Up River) Trigo Pan	Apr 2021	280.00	EU (Rouen)	34.00	35.00
Koring/Wheat: EU (Duitsland / Germany) B kwaliteit / quality	Apr 2021	284.00	Australië / Australia (Kwinana)	44.00	45.00
Koring/Wheat: Russian Milling 12.5%	Mei/May 2021	273.00	Rusland/Russia (Novorossiysk)	42.00	
Gars/Barley: Australiese moutgars/Australian malting barley (Adelaide)	Mei/May 2021	241.00			

b Vraggeld: bereken vir vragte van +/- 20 000 - 30 000t. / Freight rates: calculated for freights of +/- 20 000 - 30 000t.

c Reserwebank / Reserve Bank

d Finansieringskoste: 30 000t @ KAV @ primakoers vir 30 dae. Bron/Source: SARB 7.00% 2020/07/24
Financing cost: 30 000t @ CIF @ prime rate for 30 days.

e Aflaaiikoste / Discharging cost (R/ton):
Bron / Source: Mainport Africa Shipping

	Koring/Wheat:	Gars/Barley:
Kaapstad /	212.55	212.55
Durban:	202.93	202.93

f Ingesluit: Kaaigelde, hantering, kaaitoesig, agente/dokumentasie, logistiek & opnames (inspeksie van skeepsvrag).

Included: Wharfage, handling, wharf supervision, agent/documentation, logistic & survey (inspection of shipload).

Uitgesluit: Gesondheidsinspeksie-, skeepagentskapfooi, strooktoetsingsfooi vir GMO, opbergingskoste asook BTW en invoerbelasting.

Excluded: Health inspection fee, Ship agency fee, strip testing fees for GMO, storage costs as well as VAT and import duty.

N.B: Slegs 'n aanduiding, aangesien koste van opname beding kan word / N.B: Indication only, as cost of survey can be negotiated.

g Invoertarif / Import Tariff:

Koring/Wheat = Vry/Free

Gars/Barley = Vry/Free

h Neem asb. kennis van verandering in Spoorwet se standaard spoorvrag op 1 April 2019 soos volg:

Kaapstad na Paarl R134.04 en Durban na Randfontein R517.52

Please note the change on 1 April 2019, in Spoorwet's standard railage cost as follows:

Cape Town to Paarl R134.04 and Durban to Randfontein R517.52

10. IMPORT PARITY PRICES – OIL SEEDS (b)(c)(f)(g)

10. INVOERPARITEITPRYSE - OLIESADE (b)(c)(f)(g)

INVOERPARITEITPRYSE VAN OLIESADE (BTW UITGESLT) SOOS OP		2021/04/27								IMPORT PARITY PRICES OF OIL SEEDS (VAT EXCL) AS ON	
ITEM	Nota/Note	Sojabone/Soybeans	Sojabone/Soybeans	Sojabone/Soybeans	Sonneblom/Sunflower	Sonneblom/Sunflower	Canola	Grondbone/Groundnuts	Grondbone/Groundnuts	ITEM	
		VSA/USA Golf/Gulf	Argentynse/Argentine Up River	Brazilië/Brazil Paranagua	EU Franse/French Bordeaux	Swart See / Black Sea	Kanadese/Canadian Vancouver	Argentynse/Argentine Raw Runners 40/50	VSA/USA Raw Runners 40/50		
Internasionale VAB pryse	a	\$/t	\$/t	\$/t	\$/t					International FOB prices	
Vraggeld	b	600.00	553.00	557.00	679.00	745.00	768.00	1370.00	1412.00	Freight Rates	
Assuransie (0.3% van VAB)		36.00	31.00	24.00	32.00	39.00	38.00	80.00	36.00	Insurance (0.3% of FOB)	
1 KOSTE, ASSURANSIE EN VRAG (KAV) \$/T		1.80	1.66	1.67	2.04	2.24	2.30	4.11	4.24	1 COST, INSURANCE AND FREIGHT (CIF) \$/T	
<i>Omskakel na R/t</i>		637.80	585.66	582.67	713.04	786.24	808.30	1454.11	1452.24	<i>Converted to R/t</i>	
R/\$ Wisselkoers op: 2021/04/27	c	14.3713	14.3713	14.3713	14.3713	14.3713	14.3713	14.3713	14.3713	R/\$ Exchange rate on: 2021/04/27	
2 KOSTE, ASSURANSIE EN VRAG (KAV) R/t		R/t	R/t	R/t	R/t		R/t	R/t	R/t	2 COST, INSURANCE AND FREIGHT (CIF) R/t	
Finansieringskoste	d	9166.02	8416.70	8373.73	10247.31	11299.29	11616.32	20897.45	20870.58	Financing cost	
3 KOSTE, ASSURANSIE, VRAG EN FINANSIERING R/t		52.74	48.42	48.18	58.96	65.01	66.83	120.23	120.08	3 COST, INSURANCE, FREIGHT AND FINANCING R/t	
Finansieringskoste		9218.76	8465.12	8421.91	10306.27	11364.30	11683.15	21017.68	20990.66	Discharging cost: Durban	
4 VRY OP SPOOR (VOS) R/t Durban	e, f	202.93	202.93	202.93	202.93	202.93	202.93	447.84	447.84	Import Tariff:	
Invoertarif:	g	689.82	635.79	640.39	0.00	0.00	1103.72	1968.87	2029.23	4 FREE ON RAIL (FOR) R/t Durban	
5 GELEWER:		10111.51	9303.84	9265.23	10509.20	11567.23	12989.80	23434.39	23467.73	Railage cost	
- Durban na Randfontein	h	517.52	517.52	517.52	517.52	517.52	517.52	-	-	- Durban to Randfontein	
- Durban na Randfontein R/ton		10629.03	9821.36	9782.75	11026.72	12084.75	13507.32	-	-	5 DELIVERED:	
										- Durban to Randfontein R/ton	

Notas/Notes:

a Bron van pryse en vraggeld / Source of prices and freight rates : IGC (GMI), Geogalos Peanut World & Oilworld

2021/04/27

Termyn / Term	US\$/ton (VAB/FOB)	Vraggeld/Freight Rate:	US\$/ton
Sojabone/Soybeans: VSA/USA (Golf/Gulf)	Mei/May 2021	600.00 US Golf / Gulf	36.00
Sojabone/Soybeans: Argentinië/Argentina (Up River)	Apr 2021	553.00 Argentinië / Argentina	31.00
Sojabone/Soybeans: Brazilië/Brazil (Paranagua)	Mei/May 2021	557.00 Brazilië/Brazil (Santos)	24.00
Sonneblom/Sunflower: EU Frankryk/France (Bordeaux)	Apr 2021	679.00 EU (Rouen)	32.00
Sonneblom/Sunflower: Swart See/Black Sea	Mei/May 2021	745.00 Kanada/Canada (St Lawrence)	38.00
Canola: Kanada/Canada (Vancouver)	Mei/May 2021	768.00 Rusland / Russia (Novorossiysk)	39.00
Grondbone/Groundnuts: Argentinië/Argentina (Raw Runner 40/50)	Jun 2021	1370.00 Grondbone/Groundnuts (ARG)	80.00
Grondbone/Groundnuts: VSA/USA (Runners 40/50)	Mei/May 2021	1412.00	

b Vraggeld: bereken vir vragte van +/- 20 000 - 30 000t. / Freight rates: calculated for freights of +/- 20 000 - 30 000t.

c Reserwebank / Reservebank

d Finansieringskoste: 30 000t @ KAV @ primakoers vir 30 dae. Bron/Source: SARB 7.00% 2020/07/24

Financing cost: 30 000t @ CIF @ prime rate for 30 days.

e Aflaaikoste / Discharging costs (R/ton):

	Sojabone/Soybeans	Sonneblom/Sunflower	Canola	Grondbone/Groundnuts
Durban:	202.93	202.93	202.93	447.84

f Aflaaikoste / Discharging fees:

Ingesluit: Kaaigelde, hantering, kaailoëbesig, agente/dokumentasie, logistiek & opnames (inspeksie van skeepsvrag) /

Included: Wharfage, handling, wharf supervision, agent/documentation, logistic & survey (inspection of shipload).

Uitgesluit: Gesondheidsinspeksie-, skeepagentskapfooi, strooktoetsingsfooi vir GMO, opbergingskoste asook BTW en invoerbelasting /

Excluded: Health inspection fee, Ship agency fee, strip testing fees for GMO, storage costs as well as VAT and import duty.

N.B: Slegs 'n aanduiding, aangesien koste van opname beding kan word / N.B: Indication only, as cost of survey can be negotiated.

g Invoertarif / Import Tariff:

Sojabone/Soybeans = 8% op VAB / on FOB

Sonneblom/Sunflower = Vry / Free

Canola = 10% op VAB / on FOB

Grondbone/Groundnuts = 10% op VAB / on FOB

h Neem asb. kennis van die verandering in Spoornet se standaard spoorvrag op 1 April 2019, na R517.52

Please note the change on 1 April 2019 in Spoornet's standard railage cost to R517.52

i Kwotasies is k.a.v. pryse. VAB pryse dus berekende pryse (kav minus vraggeld) / Quotes are c.i.f. prices. FOB prices are therefore calculated prices (cif minus freight rates).

** Last price received on 30-12-2020 / Laaste prys ontvang op 30-12-2020

11. EXPORT PARITY PRICES (b)(c)

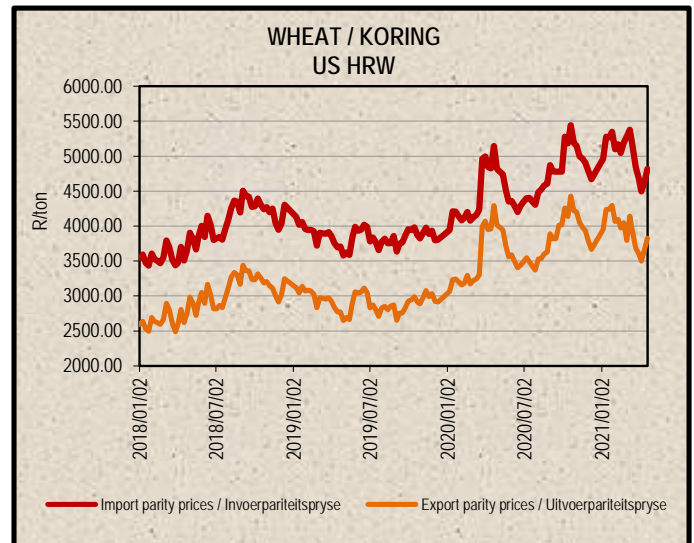
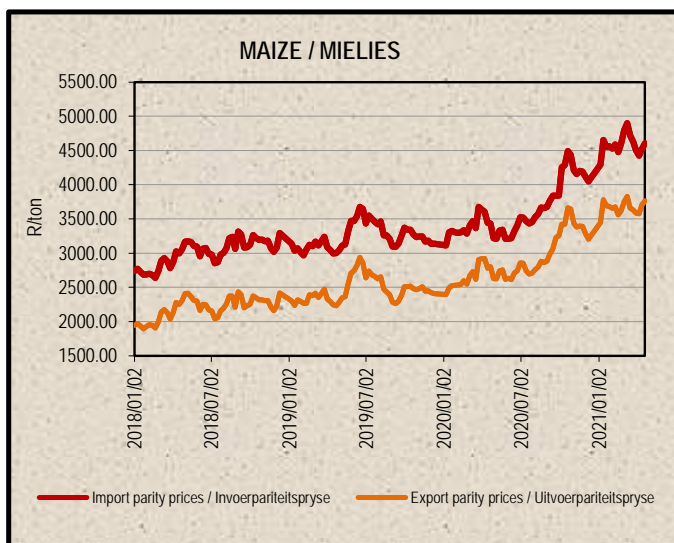
11. UITVOERPARITEITPRYSE (b)(c)

INDICATIVE EXPORT PARITY PRICES AS ON 2021/04/27 AANDUIDENDE UITVOERPARITEITSPRYSE SOOS OP

	US No3Y Maize/ Mielies Gulf/Golf (b) May/Mei 2021	US HRW Wheat/Koring Gulf/Golf (b) May/Mei 2021	US DNS 14% Wheat/Koring PNW (b) May/Mei 2021	Argentine Raw Runner 40/50 Groundnuts/ Grondbone (f) Jun 2021	Hierdie is slegs 'n voorbeeld van hoe 'n uitvoerpariteitsprys bereken kan word - dit kan varieer volgens behoefte
This is only an example of how an export parity price can be calculated - it can vary according to need					
FOB Gulf value (\$/t)	299.00	316.00	323.00	1370.00	VAB Golfwaarde (\$/t)
Difference in quality and locality of SA ¹ Maize: Plus US\$10 (\$/t) Groundnuts: Less 3,5% of fob value	\$10.00			96,5%	¹ Kwaliteits- en liggingsverskil van SA Mielies: Plus VSA\$10 (\$/t) Grondbone: Min 3,5% van vab waarde
SA fob price (\$/t)	309.00	316.00	323.00	1322.05	SA vab prys (\$/t)
Exchange rate (1\$=): (2021/04/27) ² FOB Gulf value (R/t)	14.3713 4440.73	14.3713 4541.33	14.3713 4641.93	14.3713 18999.58	² Wisselkoers (1\$=): (2021/04/27) VAB Golfwaarde (R/t)
Marketing costs:					Bemarkings koste:
Financing (Prime rate 7.00% - 30 days) (R/t)	25.55	26.13	26.71	109.31	Finansieringskoste (Primakoers 7.00% - 30 dae) (R/t)
Railage: ³ Randfontein – Durban harbour	517.52	517.52	517.52	-	³ Spoorvrag: Randfontein – Durbanhawe
Loading costs: (R/t) ⁴ Durban Harbour (Mainly spout method)	207.60	213.20	213.20	552.71	⁴ Oplaaikoste: (R/t) Durbanhawe (Hoofsaaklik tregter metode)
EXPORT REALISATION (R/t): Randfontein	3690.06	3784.48	3884.50	18337.56	UITVOER REALISASIE (R/t): Randfontein

Difference in quality and locality of SA ¹
As from 14 June 2012, the discount/rebate will no longer be used to calculate Reserve Bank ²
Railage costs: ³
Loading costs, received from Mainport Africa Shipping:
Included: Cargo dues, handling, wharf supervision, agency/documentation, ⁴

Kwaliteits- en liggingsverskil van SA
Vanaf 14 Junie 2012 sal die diskonto/premie nie meer gebruik word by die Reserwebank ²
Spoorvrag koste: ³
Oplaaikoste, ontvang van Mainport Africa Shipping:
Ingesluit: Kaaigelde, hantering, kaaitoesig, agente/dokumentasie, logistiek & ⁴



12. WEATHER

For local weather, please follow the link below:

<https://www.accuweather.com/en/za/south-africa-weather>

12. WEER

Vir plaaslike weer, volg asseblief die onderstaande skakel:

<https://www.accuweather.com/en/za/south-africa-weather>

Sources / Bronne:

(a) = Safex; (b) = International Grains Council; (c) = SAGIS;

(d) = CBOT; (e) = KCBT; (f) = Oil World; (g) = Georganos Peanut World.

** Formula according to ITAC (International Trade Administration Commission of South Africa)/
Formule volgens ITAC (International Trade Administration Commission of South Africa)*

SAGIS

Nico Hawkins

General Manager / Hoofbestuurder

Indemnity/Vrywaring: Although everything has been done to ensure the accuracy of the information, neither SAGIS nor any of its directors or employees takes any responsibility for actions or losses that might occur as a result of the usage of this information. / Alhoewel alles gedoen is om te verseker dat die inligting korrek is, aanvaar nie SAGIS of enige van sy direkteure of werknemers verantwoordelikheid vir enige aksies of verliese as gevolg van die inligting wat gebruik is nie.