

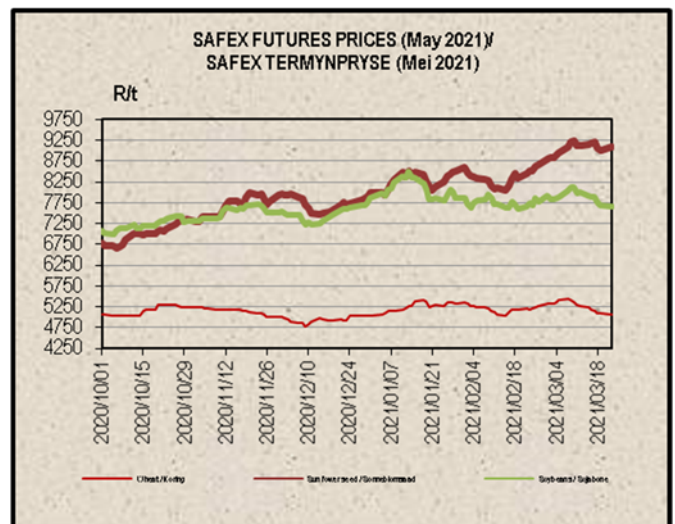
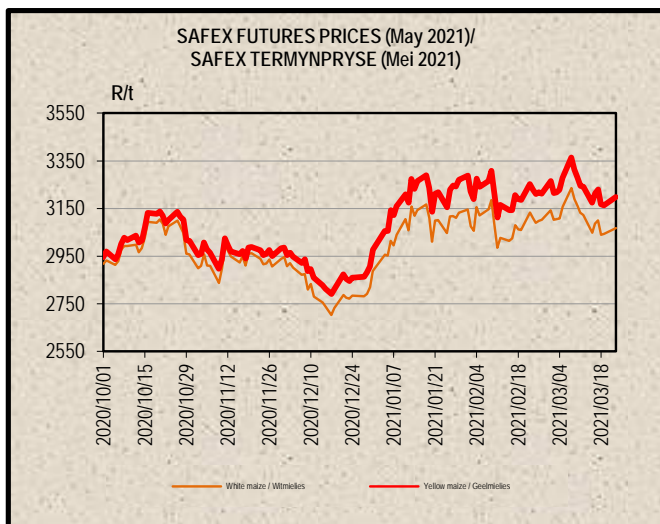
SAGIS WEEKLY BULLETIN / SAGIS WEEKLIKSE BULLETIN

1. PRODUCER DELIVERIES:	1. PRODUSENTELEWERINGS:
http://www.sagis.org.za/weekly_prod_deliveries.html	
2. IMPORTS, EXPORTS & MAIZE INTENTIONS:	2. INVOERE, UITVOERE & MIELIE INTENSIES:
http://www.sagis.org.za/weekly_imp-exp.html	

3. DOMESTIC PRICES PER SAFEX (R/t)(a)

3. PLAASLIKE PRYSE VOLGENS SAFEX (R/t)(a)

Commodity	Future Prices / Termynpryse (2021/03/23) R/ton					Kommoditeit
	Mar-21	May-21	Jul-21	Sep-21	Dec-21	
White maize	3 166.00	3 068.00	3 061.00	3 113.00	3 201.00	Witmielies
Yellow maize	3 324.00	3 198.00	3 184.00	3 240.00	3 310.00	Geelmielies
Wheat	5 106.00	5 071.00	5 074.00	4 980.00	4 900.00	Koring
Sunflower	9 560.00	9 091.00	9 150.00	9 172.00	9 106.00	Sonneblom
Soybeans	7 685.00	7 662.00	7 759.00	7 858.00	7 901.00	Sojabone
Sorghum	4 260.00	3 850.00	3 700.00	n/a	3 838.00	Sorghum



Directors/Direktore:

Boshoff JDW (Mr/Mnr), Briedenhann E (Dr) (Vice-Chairperson /Onder Voorsitter), Make BB (Mr/Mnr), Mohane HT (Mr/Mnr), Nebe AAA (Mr/Mnr), Ngejane Z (Mr/Mnr), Purchase JL (Dr) Chairperson/Voorsitter, Purnell M (Ms/Me) (Vice-Chairperson /Onder Voorsitter)

Alternate Directors/Alternatiewe Direktore:
General Manager/Hoofbestuurder:

Groothof WJ (Mr/Mnr), Penny GR (Mr/Mnr), Schoonwinkel BC (Mr/Mnr), Van der Merwe JM (Ms/Me)
Hawkins NJ (Mr/Mnr)

4. IMPORT TARIFF ON MAIZE & WHEAT (b)(c)

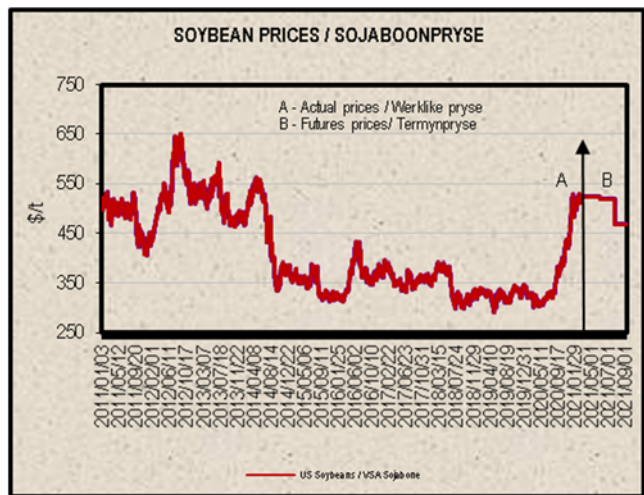
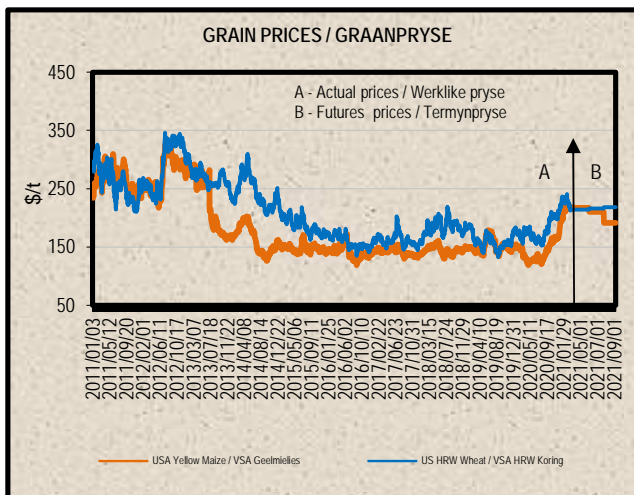
http://www.sagis.org.za/import_tariffs.html

4. INVOERTARIEF OP MIELIES & KORING (b)(c)*

5. PRICES - INTERNATIONAL (US\$/t)

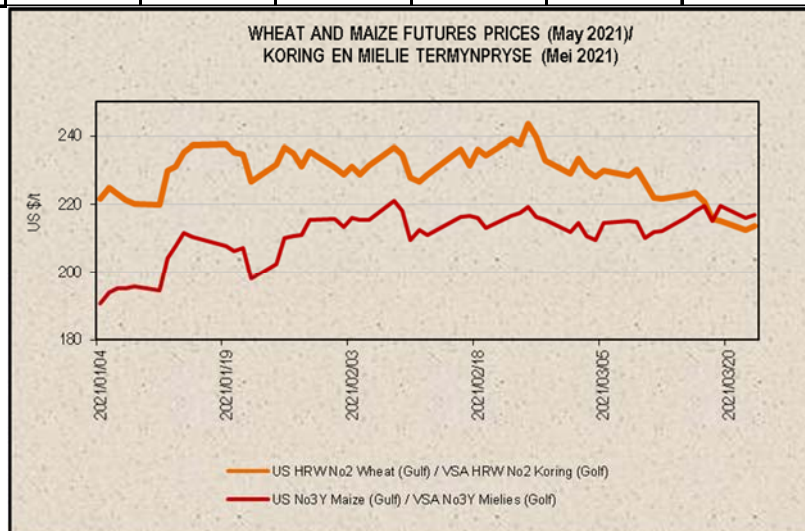
5. PRYSE - INTERNASIONAAL (VSA\$/t)

FOB (US\$/t)	Export Quotations/ Uitvoerkwotasie (b)(f)(g)				VAB (VSA\$/t)
	2021/03/23	2021/03/16	2021/03/09	2021/03/02	
US No 2 HRW Wheat (Gulf)	265.00	278.00	285.00	287.00	VSA No 2 HRW Koring (Golf)
US DNS Wheat 14% PNW	289.00	293.00	297.00	296.00	VSA DNS Koring 14% PNW
Argentine Wheat (Up River)	266.00	268.00	269.00	265.00	Argentynse Koring (Up River)
EC (France) Wheat (grade 1)	272.00	275.00	290.00	246.00	EU (Frankryk) Koring (graad 1)
EC (Germany) B Quality Wheat	275.00	277.00	288.00	296.00	EU (Duitsland) B Kwaliteit Koring
Russia Milling 12.5%	268.00	276.00	287.00	289.00	Swart See Maalkoring
US No 3Y Maize (Gulf)	251.00	251.00	254.00	255.00	VSA No3Y Mielies (Golf)
Argentine Maize (Up River)	237.00	235.00	237.00	237.00	Argentynse Mielies (Up River)
US Sorghum (Gulf)	343.00	344.00	345.00	347.00	VSA Sorghum (Golf)
Argentine Sorghum (Up River)	260.00	260.00	260.00	260.00	Argentynse Sorghum (Up River)
US Soybeans (Gulf)	550.00	553.00	560.00	549.00	VSA Sojabone (Gulf)
Argentine Soybeans (Up River)	515.00	520.00	532.00	532.00	Argentynse Sojabone (Up River)
Canadian Canola	662.00	678.00	675.00	631.00	Kanadese Canola
Argentine Groundnuts Runners 40/50	1370.00	1370.00	1370.00	1470.00	Argentynse Grondbone 40/50 Runners
US Groundnuts Runners 40/50 shelled	1454.00	1450.00	1451.00	1452.00	VSA Grondbone 40/50 Runners uitgedop
Australian Malting Barley (Commander Malt)	238.00	242.00	240.00	250.00	Australiese Moutgars (Commander Mout)



Futures prices (US\$/t) / Termynpryse (VSA\$/t) (d)(e) (2021/03/23)

Commodity	May-21	Jul-21	Sep-21	Dec-21	Mar-22	May-22	Kommoditeit
US No3 Yellow maize	217.00	210.31	191.33	184.87	188.02	189.99	VSA No3 Geelmielies
US No2 HRW wheat	213.85	216.12	218.26	221.42	223.99	225.60	VSA No2 HRW koring
US Soybeans	522.94	518.53	467.60	n/a	440.92	439.31	VSA Sojabone



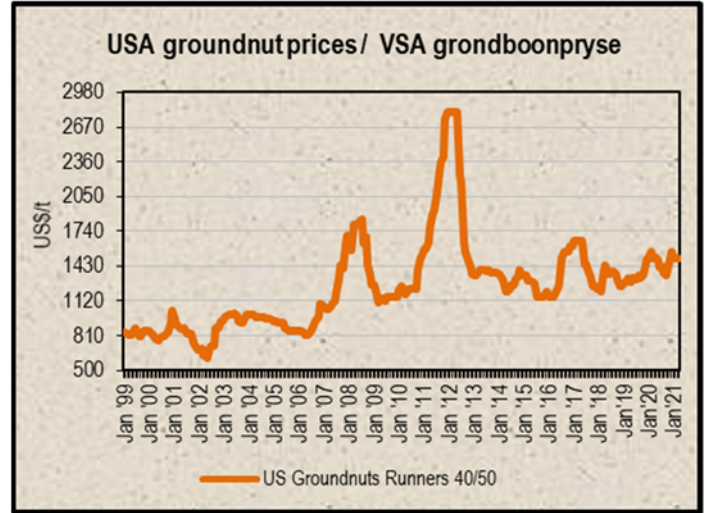
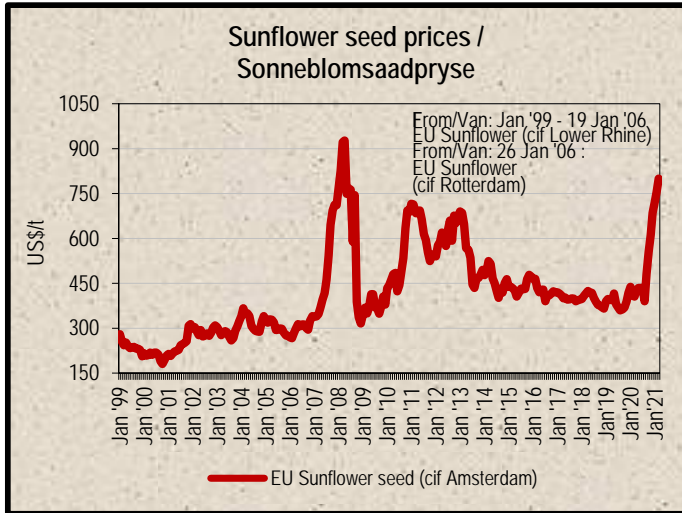
6. LOWEST REPRESENTATIVE ASKING PRICES
(US\$/t)(f)(g)(Prices of previous week)

6. LAAGSTE VERTEENWOORDIGENDE PRYSE GEVRA
(Pryse van vorige week)(VSA\$/t)(f)(g)

US\$/t	2021/03/18	2021/03/11	Change/ Verandering	VSA\$/t
Soybeans, USA, c.i.f. Rotterdam	579	578	0.2%	Sojabone, VSA, k.a.v. Rotterdam
Groundnuts, USA Runners 40/50*	1500	1500	0.0%	Grondbone, VSA Runners 40/50*
Groundnuts, Argentine Runners 40/50*	1450	1450	0.0%	Grondbone, Argentynse Runners 40/50*
Sunflower seed, EU c.i.f. Amsterdam	800	815	-1.8%	Sonneblomsaad, EU k.a.v. Amsterdam
Sunflower seed, fob Black Sea	775	790	-1.9%	Sonneblomsaad, Swart See
Sunflower-oil, EU (fob) N.W. Europe	1610	1780	-9.6%	Sonneblom-olie, EU (vab) N.W. Eur.
Rapeseed, Europe, 00, c.i.f. Hamburg	622	618	0.6%	Raapsaad, Europa, 00, k.a.v. Hamburg

* Shelled, c.i.f. Rotterdam

* Uitgedop k a v Rotterdam



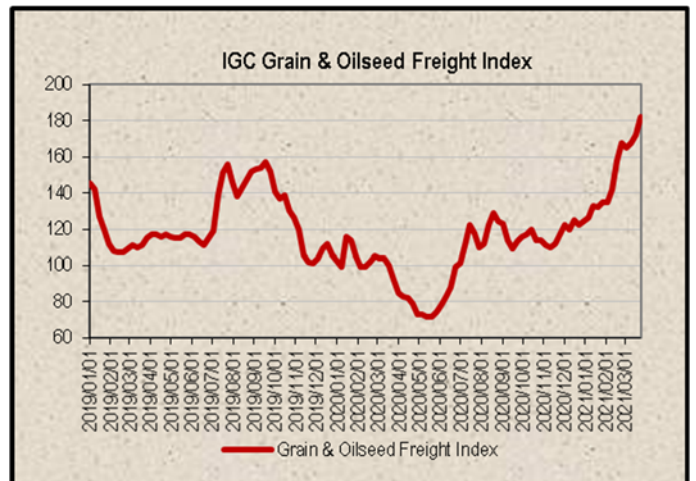
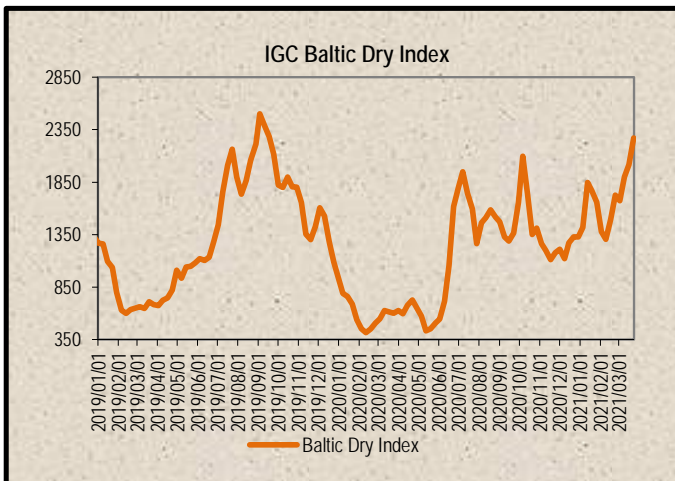
7. IGC FREIGHT INDICES (b)*

7. IGC VRAG INDEKSE (b)*

IGC FREIGHT INDICES / IGC VRAG INDEKSE							
	2021/02/16	2021/02/23	2021/03/02	2021/03/09	2021/03/16	2021/03/23	
Baltic Dry Index	1495	1727	1673	1901	2017	2271	Graan & Oliesade Vrag Indeks*
Grain & Oilseeds Freight Index*	158	168	165	168	172	182	Baltiese Droë Indeks

* IGC's Grain & Oilseeds Freight Index (GOFI) - covers 68 routes. The first week of January 2013 is taken as the index base of 100.

* IGC se Graan & Oliesade Vrag Indeks (GOVI) - verteenwoordig 68 roetes. Die eerste week van Januarie 2013 word gebruik as die indeks basis van 100.



8. IMPORT PARITY PRICES – SUMMER GRAINS (b)(c)

8. INVOERPARITEITPRYSE - SOMERGRANE (b)(c)

INVOERPARITEITPRYSE VAN SOMERGRANE (BTW UITGESLT) SOOS OP			2021/03/23			IMPORT PARITY PRICES OF SUMMER GRAINS (VAT EXCL) AS ON		
ITEM	Nota/ Note	Mielies/Maize	Mielies/Maize	Sorghum	Sorghum	Sorghum	ITEM	
		VSA/ USA Golf/Gulf (no.3Y)	Argentynse/ Argentine Up River	VSA/ USA Golf/Gulf	Argentynse/ Argentine Up River	Australiese/ Australian Brisbane		
		\$/t	\$/t	\$/t	\$/t	\$/t		
Internasionale VAB pryse	a	251.00	237.00	343.00	260.00	277.00	International FOB prices	
Vruggeld	b	46.00	43.00	46.00	43.00	46.00	Freight Rates	
Assuransie (0.3% van VAB)		0.75	0.71	1.03	0.78	0.83	Insurance (0.3% of FOB)	
1 KOSTE, ASSURANSIE EN VRAG (KAV) \$/T		297.75	280.71	390.03	303.78	323.83	1 COST, INSURANCE AND FREIGHT (CIF) \$/T	
<i>Omskakel na R/t</i>							<i>Converted to R/t</i>	
R/\$ Wisselkoers op: 2021/03/23	c	14.7908	14.7908	14.7908	14.7908	14.7908	R/\$ Exchange rate on: 2021/03/23	
2 KOSTE, ASSURANSIE EN VRAG (KAV) R/t		4403.96	4151.93	5768.86	4493.15	4789.70	2 COST, INSURANCE AND FREIGHT (CIF) R/t	
Finansieringskoste	d	25.34	23.89	33.19	25.85	27.56	Financing cost	
3 KOSTE, ASSURANSIE, VRAG EN FINANSIERING R/t		4429.30	4175.82	5802.05	4519.00	4817.26	3 COST, INSURANCE, FREIGHT AND FINANCING R/t	
Aflaai-koste:	e, f						Discharging cost:	
- Kaapstad		212.55	212.55	n/a	n/a	n/a	- Cape Town	
- Durban		202.93	202.93	202.93	202.93	202.93	- Durban	
Invoertarif	g	0.00	0.00	152.20	115.37	122.91	Import Tariff	
4 VRY OP SPOOR (VOS) R/t							4 FREE ON RAIL (FOR) R/t	
- Kaapstad		4641.85	4388.37	n/a	n/a	n/a	- Cape Town	
- Durban		4632.23	4378.75	5954.25	4634.37	4940.17	- Durban	
Spoorvragkoste	h						Railage cost	
- Durban na Randfontein		517.52	517.52	517.52	517.52	517.52	- Durban to Randfontein	
5 GELEWER:							5 DELIVERED:	
- Durban na Randfontein R/ton		5149.75	4896.27	6471.77	5151.89	5457.69	- Durban to Randfontein R/ton	

Notas/Notes:

a Bron van pryse en vruggeld : IGC GMI
Source of prices and freight rates: IGC GMI

2021/03/23

Termyn / Term	US\$/ton (VAB/FOB)	Vruggeld/Freight Rate:	US\$/ton
Mri/Mar 2021	251.00	US Golf / Gulf	46.00
Mri/Mar 2021	237.00	Argentinië / Argentina	43.00
Mri/Mar 2021	343.00	Australië/Australia (Fremantle)	46.00
Apr 2021	260.00		
Apr 2021	277.00		

b Vruggeld: bereken vir vrage van +/- 20 000 - 30 000t. / Freight rates: calculated for freights of +/- 20 000 - 30 000t.

c Reserwebank / Reserve Bank

d Finansieringskoste: 30 000t @ KAV @ primakoers vir 30 dae. Bron/Source: SARB 7.00% 2020/07/24
Financing cost: 30 000t @ CIF @ prime rate for 30 days.

	Mielies/Maize:	Sorghum
Kaapstad / Cape Town:	212.55	n/a
Durban:	202.93	202.93

e Aflaai-koste / Discharging costs (R/ton):

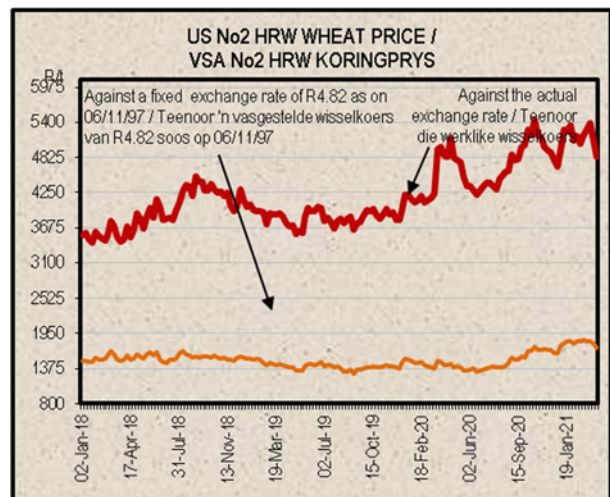
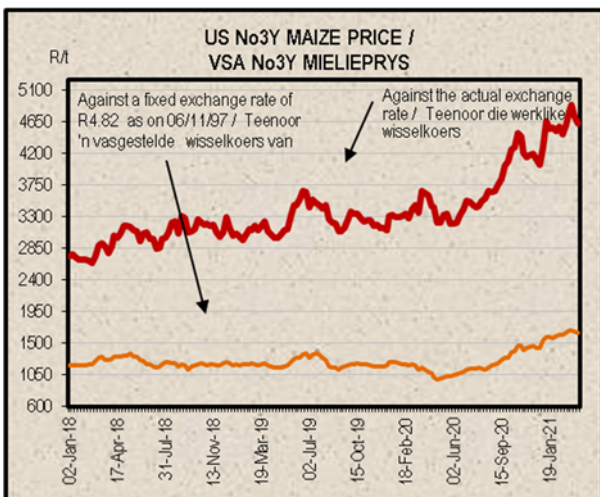
Bron / Source: Mainport Africa Shipping

f Ingesluit: Kaalgelde, hantering, kaalbesig, agente/dokumentasie, logistiek & opnames (inspeksie van skeepsvrag) / Included: Wharfage, handling, wharf supervision, agent/documentation, logistic & survey (inspection of shipload).
Uitgesluit: Gesondheidsinspeksie-, skeepagentskapfooi, strookbetsingsfooi vir GMO, opbergingskoste asook BTW en invoerbelasting / Excluded: Health inspection fee, Ship agency fee, strip testing fees for GMO, storage costs as well as VAT and import duty.
N.B: Slegs 'n aanduiding, aangesien koste van opname beding kan word / N.B: Indication only, as cost of survey can be negotiated.

g Invoertarif / Import Tariff:

Mielies/Maize = Vry / Free
Sorghum = 3% op VAB / on FOB

h Neem asb. kennis van die verandering in Spoornet se standaard spoorvrag op 1 April 2019, na R517.52.
Please note the change in Spoornet's standard railage cost on 1 April 2019 to R517.52.



9. IMPORT PARITY PRICES – WINTER CEREALS (b)(c)

9. INVOERPARITEITPRYSSE - WINTERGRANE (b)(c)

INVOERPARITEITPRYSSE VAN WINTERGRANE (BTW UITGESLT) SOOS OP		2021/03/23		IMPORT PARITY PRICES OF WINTER CEREALS (VAT EXCL) AS ON				
ITEM	Nota / Note	Koring/Wheat	Koring/Wheat	Koring/Wheat	Koring/Wheat	Koring/Wheat	Gars/Barley	ITEM
		VSA/ USA Golf/Gulf HRW	VSA/ USA PNW DNS	Argentynse/ Argentine Up River Trigo Pan	EU Duitsland/ Germany Hamburg B kwaliteit/ quality	Russies/ Russian Black Sea 12.50%	Australiese/ Australian Adelaide Mout/Malting	
Internasionale VAB pryse	a	\$/t	\$/t	\$/t	\$/t	\$/t	\$/t	International FOB prices
Vraggeld	b	265.00	289.00	266.00	275.00	268.00	238.00	Freight Rates
Assuransie (0.3% van VAB)		46.00	46.00	43.00	42.00	51.00	47.00	Insurance (0.3% of FOB)
1 KOSTE, ASSURANSIE EN VRAG (KAV) \$/T		0.80	0.87	0.80	0.83	0.80	0.71	1 COST, INSURANCE AND FREIGHT (CIF) \$/T
<i>Omskakel na R/t</i>		311.80	335.87	309.80	317.83	319.80	285.71	<i>Converted to R/t</i>
R/\$ Wisselkoers op: 2021/03/23	c	14.7908	14.7908	14.7908	14.7908	14.7908	14.7908	R/\$ Exchange rate on: 2021/03/23
2 KOSTE, ASSURANSIE EN VRAG (KAV) R/t		R/t	R/t	R/t	R/t	R/t	R/t	2 COST, INSURANCE AND FREIGHT (CIF) R/t
		4611.77	4967.79	4582.19	4700.96	4730.10	4225.88	
Finansieringskoste	d	26.53	28.58	26.36	27.05	27.21	24.31	Financing cost
3 KOSTE, ASSURANSIE, VRAG EN FINANSIERING R/t		4638.30	4996.37	4608.55	4728.01	4757.31	4250.19	3 COST, INSURANCE, FREIGHT AND FINANCING R/t
Aflaaiikoste	e, f							Discharging cost
3.1 Kaapstad (Hoofsaaklik kaaihykskraan metode)		212.55	212.55	212.55	212.55	212.55	212.55	3.1 Cape Town (Mainly shore cranes method)
3.2 Durban (Hoofsaaklik suig-in-silo metode)		202.93	202.93	202.93	202.93	202.93	202.93	3.2 Durban (Mainly suction into silo method)
Invoertarif op koring	g	0.00	0.00	0.00	0.00	0.00	0.00	Import Tariff on wheat
4 VRY OP SPOOR (VOS) R/t								4 FREE ON RAIL (FOR) R/t
4.1 Kaapstadhawe		4850.85	5208.92	4821.10	4940.56	4969.86	4462.74	4.1 Cape Town Harbour
4.2 Durbanhawe		4841.23	5199.30	4811.48	4930.94	4960.24	4453.12	4.2 Durban Harbour
Spoorvragkoste	h							Railage cost
- Kaapstad na Paarl		134.04	134.04	134.04	134.04	134.04	n/a	- Cape Town to Paarl
- Durban na Randfontein		517.52	517.52	517.52	517.52	517.52	517.52	- Durban to Randfontein
5 GELEWER:								5 DELIVERED:
- Kaapstad na Paarl R/ton		4984.89	5342.96	4955.14	5074.60	5103.90	n/a	- Cape Town to Paarl R/ton
- Durban na Randfontein R/ton		5358.75	5716.82	5329.00	5448.46	5477.76	4970.64	- Durban to Randfontein R/ton

Notas/Notes:

2021/03/23

a Bron van pryse en vraggeld : IGC GMI
Source of prices and freight rates: IGC GMI

Termyn / Term	VAB/FOB		Vraggeld / Freight Rate:	US\$/ton	Gars/Barley = US\$ + 1
	US\$/ton				
Koring/Wheat: HRW No 2 (Hard Red Winter) Golf / Gulf	Apr 2021	265.00	VSA/USA (Golf / Gulf)	46.00	
Koring/Wheat: DNS 14% No 2 (Dark Northern Spring) PNW	Apr 2021	289.00	Argentinië / Argentina (Upriver)	43.00	
Koring/Wheat: Argentinië / Argentine (Up River) Trigo Pan	Mr/Mar 2021	266.00	EU (Rouen)	42.00	43.00
Koring/Wheat: EU (Duitsland / Germany) B kwaliteit / quality	Mr/Mar 2021	275.00	Australië / Australia (Kwinana)	46.00	47.00
Koring/Wheat: Russian Milling 12.5%	Mr/Mar 2021	268.00	Rusland/Russia (Novorossiysk)	51.00	
Gars/Barley: Australiese moutgars/Australian malting barley (Adelaide)	Apr 2021	238.00			

b Vraggeld: bereken vir vragte van +/- 20 000 - 30 000t. / Freight rates: calculated for freights of +/- 20 000 - 30 000t.

c Reserwebank / Reserve Bank

d Finansieringskoste: 30 000t @ KAV @ primakoers vir 30 dae. Bron/Source: SARB 7.00% 2020/07/24
Financing cost: 30 000t @ CIF @ prime rate for 30 days.

e Aflaaiikoste / Discharging cost (R/ton):
Bron / Source: Mainport Africa Shipping

	Koring/Wheat:	Gars/Barley:
Kaapstad /	212.55	212.55
Durban:	202.93	202.93

f Ingesluit: Kaaigelde, hantering, kaaibesig, agente/dokumentasie, logistiek & opnames (inspeksie van skeepsvrag).

Included: Wharfage, handling, wharf supervision, agent/documentation, logistic & survey (inspection of shipload).

Uitgesluit: Gesondheidsinspeksie-, skeepagentskapfooi, strooktoetsingsfooi vir GMO, opbergingskoste asook BTW en invoerbelasting.

Excluded: Health inspection fee, Ship agency fee, strip testing fees for GMO, storage costs as well as VAT and import duty.

N.B: Slegs 'n aanduiding, aangestien koste van opname beding kan word / N.B: Indication only, as cost of survey can be negotiated.

g Invoertarif / Import Tariff:

Koring/Wheat = Vry/Free

Gars/Barley = Vry/Free

h Neem asb. kennis van verandering in Spoornet se standaard spoorvrag op 1 April 2019 soos volg:

Kaapstad na Paarl R134.04 en Durban na Randfontein R517.52

Please note the change on 1 April 2019, in Spoornet's standard railage cost as follows:

Cape Town to Paarl R134.04 and Durban to Randfontein R517.52

10. IMPORT PARITY PRICES – OIL SEEDS (b)(c)(f)(g)

10. INVOERPARITEITPRYSE - OLIESADE (b)(c)(f)(g)

INVOERPARITEITPRYSE VAN OLIESADE (BTW UITGESLT) SOOS OP											2021/03/23											IMPORT PARITY PRICES OF OIL SEEDS (VAT EXCL) AS ON										
ITEM	Nota/ Note	Sojabone/ Soybeans	Sojabone/ Soybeans	Sojabone/ Soybeans	Sonneblom/ Sunflower	Sonneblom/ Sunflower	Canola	Grondbone/ Groundnuts	Grondbone/ Groundnuts	ITEM																						
		VSA/ USA	Argentynse/ Argentine	Brazilië/ Brazil	EU Franse/ French	Swart See / Black Sea	Kanadese/ Canadian	Argentynse/ Argentine	VSA/ USA																							
		Golf/Gulf	Up River	Paranagua	Bordeaux		Vancouver	Raw Runners 40/50	Raw Runners 40/50																							
Internasionale VAB pryse	a	\$/t	\$/t	\$/t	\$/t		\$/t	\$/t	\$/t	International FOB prices																						
Vraggeld	b	550.00	515.00	516.00	678.00	775.00	662.00	1370.00	1454.00	Freight Rates																						
Assuransie (0.3% van VAB)		46.00	43.00	35.00	42.00	51.00	50.00	80.00	46.00	Insurance (0.3% of FOB)																						
1 KOSTE, ASSURANSIE EN VRAG (KAV) \$/T		1.65	1.55	1.55	2.03	2.33	1.99	4.11	4.36	1 COST, INSURANCE AND FREIGHT (CIF) \$/T																						
<i>Omskakel na R/t</i>		597.65	559.55	552.55	722.03	828.33	713.99	1454.11	1504.36	<i>Converted to R/t</i>																						
R/\$ Wisselkoers op: 2021/03/23	c	14.7908	14.7908	14.7908	14.7908	14.7908	14.7908	14.7908	14.7908	R/\$ Exchange rate on: 2021/03/23																						
2 KOSTE, ASSURANSIE EN VRAG (KAV) R/T		R/t	R/t	R/t	R/t		R/t	R/t	R/t	2 COST, INSURANCE AND FREIGHT (CIF) R/T																						
		8839.72	8276.19	8172.66	10679.40	12251.66	10560.48	21507.45	22250.69																							
Finansieringskoste	d	50.86	47.62	47.02	61.44	70.49	60.76	123.74	128.02	Financing cost																						
3 KOSTE, ASSURANSIE, VRAG EN FINANSIERING R/T		8890.58	8323.81	8219.68	10740.84	12322.15	10621.24	21631.19	22378.71	3 COST, INSURANCE, FREIGHT AND FINANCING R/T																						
Aflaakoste: Durban	e, f	202.93	202.93	202.93	202.93	202.93	202.93	447.84	447.84	Discharging cost: Durban																						
Invoertarif:	g	650.80	609.38	610.56	0.00	0.00	979.15	2026.34	2150.58	Import Tariff:																						
4 VRY OP SPOOR (VOS) R/t Durban		9744.31	9136.12	9033.17	10943.77	12525.08	11803.32	24105.37	24977.13	4 FREE ON RAIL (FOR) R/t Durban																						
Spoorvragkoste	h									Railage cost																						
- Durban na Randfontein		517.52	517.52	517.52	517.52	517.52	517.52	-	-	- Durban to Randfontein																						
5 GELEWER:										5 DELIVERED:																						
- Durban na Randfontein R/ton		10261.83	9653.64	9550.69	11461.29	13042.60	12320.84	-	-	- Durban to Randfontein R/ton																						

Notas/Notes:

a Bron van pryse en vraggeld / Source of prices and freight rates : IGC (GMI), Geogaloes Peanut World & Oilworld

2021/03/23

Termyn / Term	US\$/ton (VAB/FOB)	Vraggeld/Freight Rate:	US\$/ton	
Sojabone/Soybeans: VSA/USA (Golf/Gulf)	Apr 2021	550.00	US Golf / Gulf	46.00
Sojabone/Soybeans: Argentinië/Argentina (Up River)	Mr/Mar 2021	515.00	Argentinië / Argentina	43.00
Sojabone/Soybeans: Brazilië/Brazil (Paranagua)	Apr 2021	516.00	Brazilië/Brazil (Santos)	35.00
Sonneblom/Sunflower: EU Frankryk/France (Bordeaux)	Mr/Mar 2021	678.00	EU (Rouen)	42.00
Sonneblom/Sunflower: Swart See/Black Sea	Apr 2021	775.00	Kanada/Canada (St Lawrence)	50.00
Canola: Kanada/Canada (Vancouver)	Apr 2021	662.00	Rusland / Russia (Novorossiysk)	51.00
Grondbone/Groundnuts: Argentinië/Argentina (Raw Runner 40/50)	Jun 2021	1370.00	Grondbone/Groundnuts (ARG)	80.00
Grondbone/Groundnuts: VSA/USA (Runners 40/50)	Apr 2021	1454.00		

b Vraggeld: bereken vir vragte van +/- 20 000 - 30 000t. / Freight rates: calculated for freights of +/- 20 000 - 30 000t.

c Reserwebank / Reservebank

d Finansieringskoste: 30 000t @ KAV @ primakoers vir 30 dae. Bron/Source: SARB 7.00% 2020/07/24

Financing cost: 30 000t @ CIF @ prime rate for 30 days.

e Aflaakoste / Discharging costs (R/ton):

	Sojabone/ Soybeans	Sonneblom/ Sunflower	Canola	Grondbone/ Groundnuts
Bron / Source: Mainport Africa Shipping				
Durban:	202.93	202.93	202.93	447.84

f Aflaakoste / Discharging fees:

Ingesluit: Kaaigelde, hantering, kaaitoetsing, agente/dokumentasie, logistiek & opnames (inspeksie van skeepsvrag) /

Included: Wharfage, handling, wharf supervision, agent/documentation, logistic & survey (inspection of shipload).

Uitgesluit: Gesondheidsinspeksie-, skeepagentskapfooi, strooktoetsingsfooi vir GMO, opbergingskoste asook BTW en invoerbelasting /

Excluded: Health inspection fee, Ship agency fee, strip testing fees for GMO, storage costs as well as VAT and import duty.

N.B: Slegs 'n aanduiding, aangesien koste van opname beding kan word / N.B: Indication only, as cost of survey can be negotiated.

g Invoertarif / Import Tariff:

Sojabone/Soybeans = 8% op VAB / on FOB

Sonneblom/Sunflower = Vry / Free

Canola = 10% op VAB / on FOB

Grondbone/Groundnuts = 10% op VAB / on FOB

h Neem asb. kennis van die verandering in Spoorwet se standaard spoorvrag op 1 April 2019, na R517.52

Please note the change on 1 April 2019 in Spoorwet's standard railage cost to R517.52

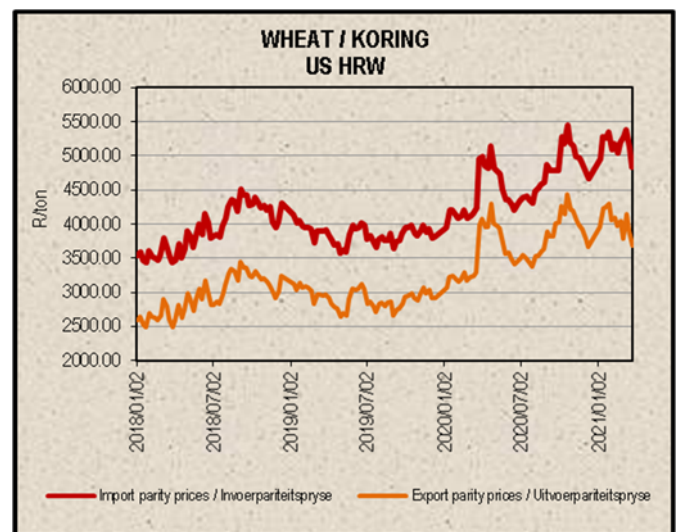
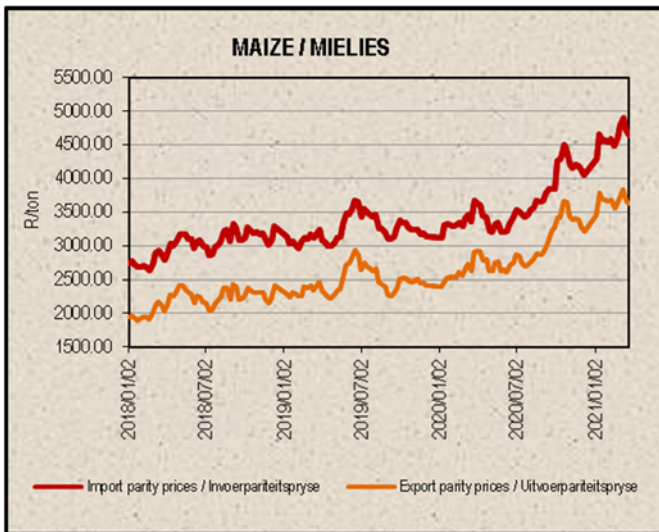
i Kwotasies is k.a.v. pryse. VAB pryse dus berekende pryse (kav minus vraggeld) / Quotes are c.i.f. prices. FOB prices are therefore calculated prices (cif minus freight rates).

** Last price received on 30-12-2020 / Laaste prys ontvang op 30-12-2020

1. EXPORT PARITY PRICES (b)(c)

11. UITVOERPARITEITPRYSE (b)(c)

INDICATIVE EXPORT PARITY PRICES AS ON	2021/03/23				AANDUIDENDE UITVOERPARITEITSPRYSE SOOS OP
	US No3Y Maize/ Mielies Gulf/Golf (b)	US HRW Wheat/Koring Gulf/Golf (b)	US DNS 14% Wheat/Koring PNW (b)	Argentine Raw Runner 40/50 Groundnuts/ Grondbone (f)	Hierdie is slegs 'n voorbeeld van hoe 'n uitvoerpariteitsprys bereken kan word - dit kan varieer volgens behoefte
	Apr 2021	Apr 2021	Apr 2021	Jun 2021	
This is only an example of how an export parity price can be calculated - it can vary according to need					
FOB Gulf value (\$/t)	251.00	265.00	289.00	1370.00	VAB Golfwaarde (\$/t)
Difference in quality and locality of SA ¹ Maize: Plus US\$10 (\$/t) Groundnuts: Less 3.5% of fob value	\$10.00			96.5%	¹ Kwaliteits- en liggingsverskil van SA Mielies: Plus VSA\$10 (\$/t) Grondbone: Min 3,5% van vab waarde
SA fob price (\$/t)	261.00	265.00	289.00	1322.05	SA vab prys (\$/t)
Exchange rate (1\$=: (2021/03/23) ² FOB Gulf value (R/t)	14.7908 3860.40	14.7908 3919.56	14.7908 4274.54	14.7908 19554.18	² Wisselkoers (1\$=: (2021/03/23) VAB Golfwaarde (R/t)
Marketing costs:					Bemarkings koste:
Financing (Prime rate 7.00% - 30 days) (R/t)	22.21	22.55	24.59	112.50	Finansieringskoste (Primakoers 7.00% - 30 dae) (R/t)
Railage: ³ Randfontein – Durban harbour	517.52	517.52	517.52	-	³ Spoorvrug: Randfontein – Durbanhawe
Loading costs: (R/t) ⁴ Durban Harbour (Mainly spout method)	207.60	213.20	213.20	552.71	⁴ Oplaaiikoste: (R/t) Durbanhawe (Hoofsaaklik tregter metode)
EXPORT REALISATION (R/t):					UITVOER REALISASIE (R/t):
Randfontein	3113.07	3166.29	3519.23	18888.97	Randfontein
<i>Difference in quality and locality of SA</i> <i>As from 14 June 2012, the discount/rebate will no longer be used to calculate</i> <i>Reserve Bank</i> <i>Railage costs:</i> <i>Loading costs, received from Mainport Africa Shipping:</i> <i>Included: Cargo dues, handling, wharf supervision, agency/documentation,</i>					<i>Kwaliteits- en liggingsverskil van SA</i> <i>Vanaf 14 Junie 2012 sal die diskonto/premie nie meer gebruik word by die</i> <i>Reserwebank</i> <i>Spoorvrug koste:</i> <i>Oplaaiikoste, ontvang van Mainport Africa Shipping:</i> <i>Ingesluit: Kaaigelde, hantering, kaaitoesig, agente/dokumentasie, logistiek &</i>



12. WEATHER

For local weather, please follow the link below:

<https://www.accuweather.com/en/za/south-africa-weather>

12. WEER

Vir plaaslike weer, volg asseblief die onderstaande skakel:

<https://www.accuweather.com/en/za/south-africa-weather>

Sources / Bronne:

(a) = Safex; (b) = International Grains Council; (c) = SAGIS;

(d) = CBOT; (e) = KCBT; (f) = Oil World; (g) = Georgalos Peanut World.

** Formula according to ITAC (International Trade Administration Commission of South Africa)/
Formule volgens ITAC (International Trade Administration Commission of South Africa)*

SAGIS

Nico Hawkins

General Manager / Hoofbestuurder

Indemnity/Vrywaring: Although everything has been done to ensure the accuracy of the information, neither SAGIS nor any of its directors or employees takes any responsibility for actions or losses that might occur as a result of the usage of this information. / Alhoewel alles gedoen is om te verseker dat die inligting korrek is, aanvaar nie SAGIS of enige van sy direkteure of werknemers verantwoordelikheid vir enige aksies of verliese as gevolg van die inligting wat gebruik is nie.