

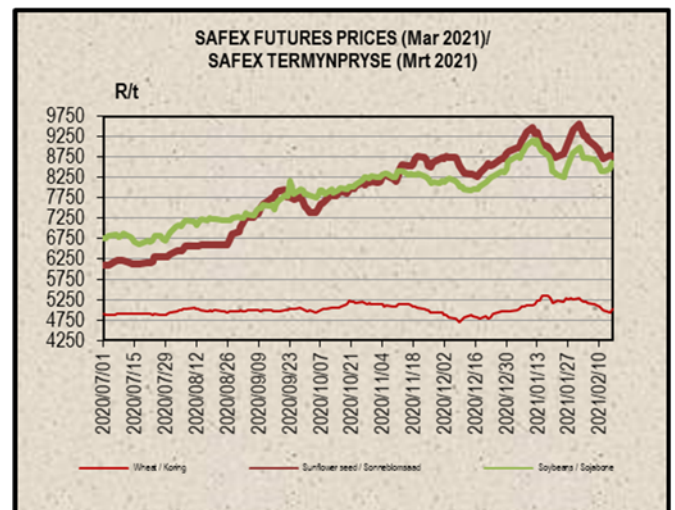
## SAGIS WEEKLY BULLETIN / SAGIS WEEKLIKSE BULLETIN

1. PRODUCER DELIVERIES:	1. PRODUSENTELEWERINGS:
<a href="http://www.sagis.org.za/weekly_prod_deliveries.html">http://www.sagis.org.za/weekly_prod_deliveries.html</a>	
2. IMPORTS, EXPORTS & MAIZE INTENTIONS:	2. INVOERE, UITVOERE & MIELIE INTENSIES:
<a href="http://www.sagis.org.za/weekly_imp-exp.html">http://www.sagis.org.za/weekly_imp-exp.html</a>	

### 3. DOMESTIC PRICES PER SAFEX (R/t)(a)

### 3. PLAASLIKE PRYSE VOLGENS SAFEX (R/t)(a)

Commodity	Future Prices / Termynpryse (2021/02/16) R/ton					Kommoditeit
	Feb-21	Mar-21	May-21	Jul-21	Sep-21	
White maize	3 169.00	3 113.00	3 049.00	3 024.00	3 075.00	Witmielies
Yellow maize	3 269.00	3 250.00	3 181.00	3 143.00	3 201.00	Geelmielies
Wheat	5 000.00	5 019.00	5 071.00	5 118.00	5 014.00	Koring
Sunflower	8 890.00	8 771.00	8 102.00	8 150.00	8 246.00	Sonneblom
Soybeans	9 600.00	8 595.00	7 520.00	7 623.00	7 723.00	Sojabone
Sorghum	n/a	4 260.00	3 850.00	3 700.00	n/a	Sorghum



#### Directors/Direkteure:

Boshoff JDW (Mr/Mnr), Briedenmann E (Dr) (Vice-Chairperson /Onder Voorsitter), Make BB (Mr/Mnr), Mohane HT (Mr/Mnr), Nebe AAA (Mr/Mnr), Ngejane Z (Mr/Mnr), Purchase JL (Dr) Chairperson/Voorsitter, Purnell M (Ms/Me) (Vice-Chairperson /Onder Voorsitter)

#### Alternate Directors/Alternatiewe Direkteure: General Manager/Hoofbestuurder:

Groothof WJ (Mr/Mnr), Penny GR (Mr/Mnr), Schoonwinkel BC (Mr/Mnr), Van der Merwe JM (Ms/Me)  
Hawkins NJ (Mr/Mnr)

4. IMPORT TARIFF ON MAIZE & WHEAT (b)(c)

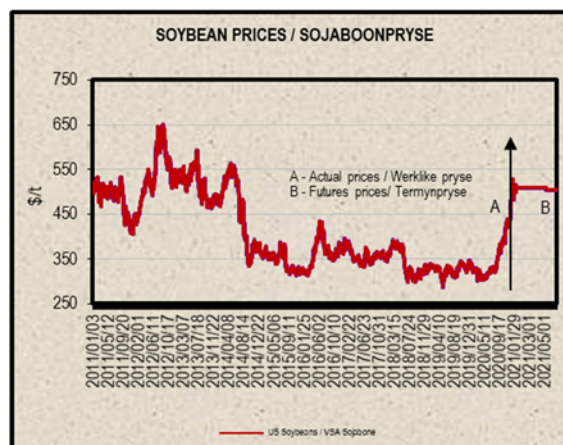
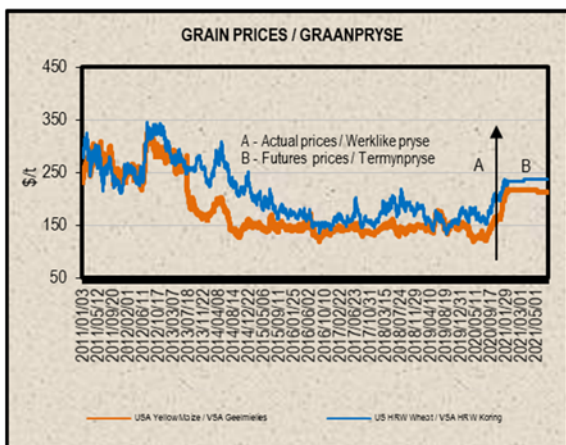
4. INVOERTARIEF OP MIELIES & KORING (b)(c)\*

[http://www.sagis.org.za/import\\_tariffs.html](http://www.sagis.org.za/import_tariffs.html)

5. PRICES – INTERNATIONAL (US\$/t)

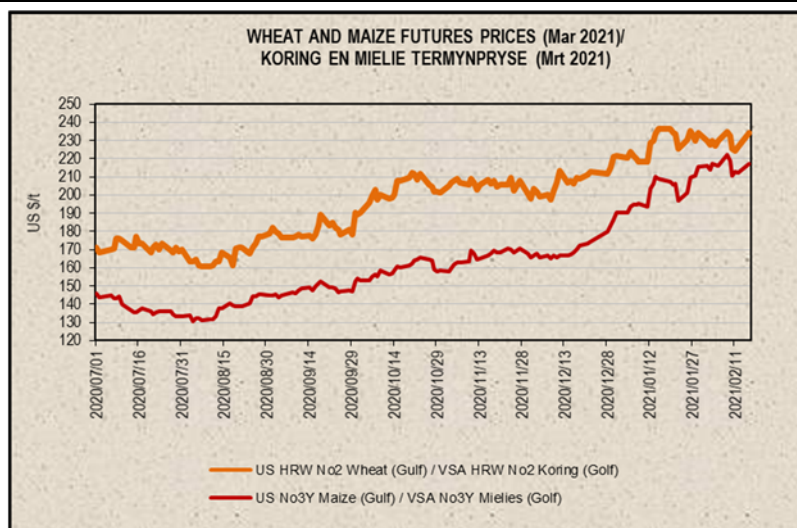
5. PRYSE - INTERNASIONAAL (VSA\$/t)

FOB (US\$/t)	Export Quotations/ Uitvoerquotasie (b)(f)(g)				VAB (VSA\$/t)
	2021/02/16	2021/02/09	2021/02/02	2021/01/26	
US No 2 HRW Wheat (Gulf)	291.00	292.00	288.00	296.00	VSA No 2 HRW Koring (Golf)
US DNS Wheat 14% PNW	291.00	289.00	287.00	297.00	VSA DNS Koring 14% PNW
Argentine Wheat (Up River)	270.00	273.00	278.00	287.00	Argentynse Koring (Up River)
EC (France) Wheat (grade 1)	288.00	281.00	283.00	288.00	EU (Frankryk) Koring (graad 1)
EC (Germany) B Quality Wheat	289.00	283.00	282.00	288.00	EU (Duitsland) B Kwaliteit Koring
Russia Milling 12.5%	280.00	283.00	290.00	294.00	Swart See Maalkoring
US No 3Y Maize (Gulf)	252.00	253.00	250.00	245.00	VSA No3Y Mielies (Golf)
Argentine Maize (Up River)	244.00	252.00	251.00	254.00	Argentynse Mielies (Up River)
US Sorghum (Gulf)	341.00	345.00	336.00	332.00	VSA Sorghum (Golf)
Argentine Sorghum (Up River)	217.00	217.00	217.00	217.00	Argentynse Sorghum (Up River)
US Soybeans (Gulf)	540.00	546.00	530.00	537.00	VSA Sojabone (Gulf)
Argentine Soybeans (Up River)	550.00	562.00	550.00	556.00	Argentynse Sojabone (Up River)
Canadian Canola	618.00	603.00	588.00	582.00	Kanadese Canola
Argentine Groundnuts Runners 40/50	1470.00	1470.00	1470.00	1470.00	Argentynse Grondbone 40/50 Runners
US Groundnuts Runners 40/50 shelled	1459.00	1460.00	1463.00	1513.00	VSA Grondbone 40/50 Runners uitgedop
Australian Maltng Barley (Commander Malt)	249.00	246.00	240.00	246.00	Australiese Moutgars (Commander Mout)



Futures prices (US\$/t) / Termynpryse (VSA\$/t) (d)(e) (2021/02/16)

Commodity	Mar-21	May-21	Jul-21	Sep-21	Dec-21	Mar-22	Kommoditeit
US No3 Yellow maize	217.39	216.37	211.80	190.23	215.58	182.83	VSA No3 Geelmielies
US No2 HRW wheat	234.20	236.33	237.07	238.46	240.52	242.29	VSA No2 HRW koring
US Soybeans	508.75	509.12	504.27	454.52	n/a	424.46	VSA Sojabone



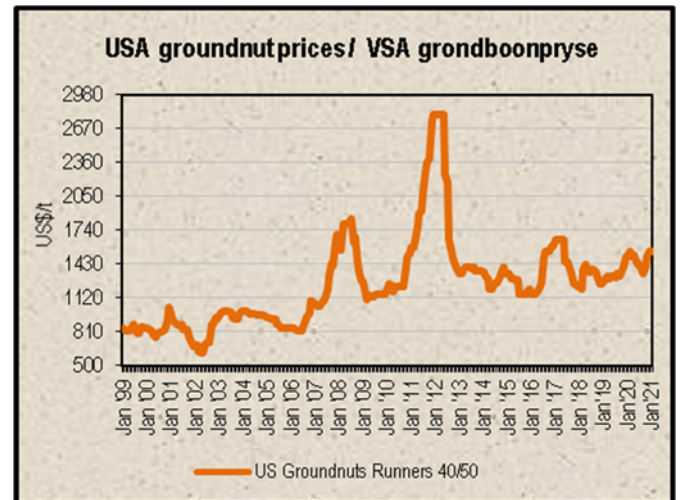
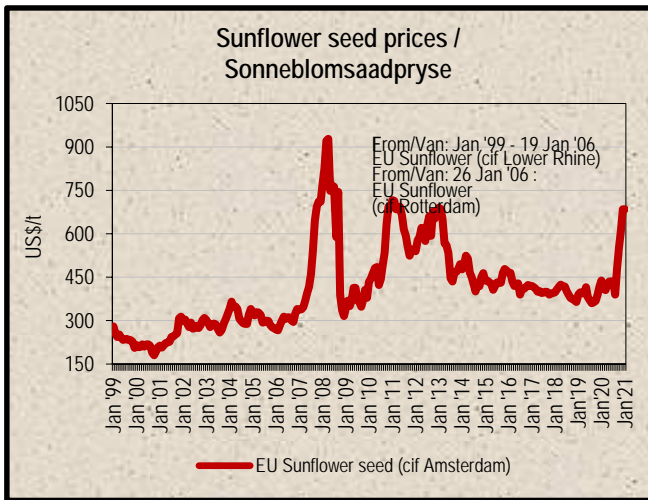
6. LOWEST REPRESENTATIVE ASKING PRICES  
(US\$/t) (f)(g) (Prices of previous week)

6. LAAGSTE VERTEENWOORDIGENDE PRYSE GEVRA  
(Pryse van vorige week) (VSA\$/t) (f)(g)

US\$/t	2021/02/11	2021/02/04	Change/ Verandering	VSA\$/t
Soybeans, USA, c.i.f. Rotterdam	558	578	-3.5%	Sojabone, VSA, k.a.v. Rotterdam
Groundnuts, USA Runners 40/50*	1500	1500	0.0%	Grondbone, VSA Runners 40/50*
Groundnuts, Argentine Runners 40/50*	1550	1550	0.0%	Grondbone, Argentynse Runners 40/50*
Sunflower seed, EU c.i.f. Amsterdam	720	720	0.0%	Sonneblomsaad, EU k.a.v. Amsterdam
Sunflower seed, fob Black Sea	700	695	0.0%	Sonneblomsaad, Swart See
Sunflower-oil, EU (fob) N.W. Europe	1335	1320	1.1%	Sonneblom-olie, EU (vab) N.W. Eur.
Rapeseed, Europe, 00, c.i.f. Hamburg	538	527	2.1%	Raapsaad, Europa, 00, k.a.v. Hamburg

\* Shelled, c.i.f. Rotterdam

\* Uitgedop k a v Rotterdam



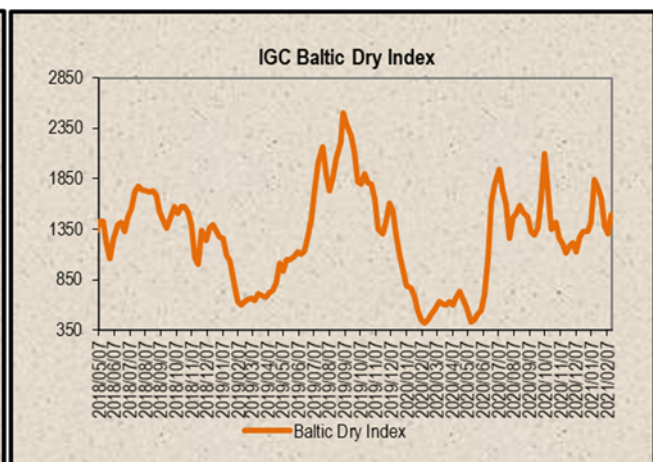
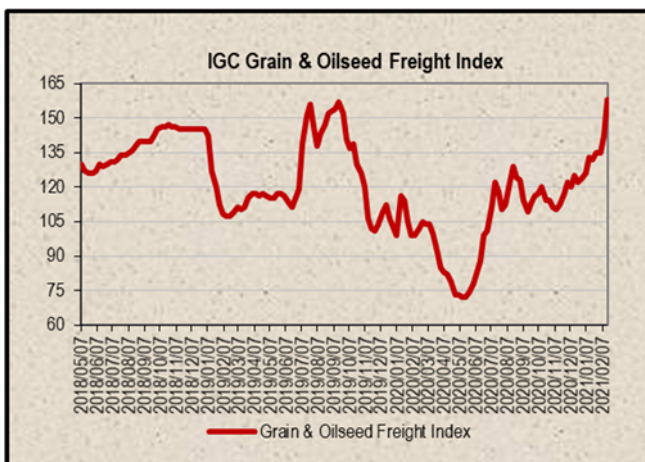
7. IGC FREIGHT INDICES (b)\*

7. IGC VRAG INDEKSE (b)\*

IGC FREIGHT INDICES / IGC VRAG INDEKSE							
	2021/01/12	2021/01/19	2021/01/26	2021/02/02	2021/02/09	2021/02/16	
Baltic Dry Index	1849	1766	1659	1380	1306	1495	Graan & Oliesade Vrag Indeks*
Grain & Oilseeds Freight Index*	133	132	135	135	142	158	Baltiese Droë Indeks

\* IGC's Grain & Oilseeds Freight Index (GOFI) - covers 68 routes. The first week of January 2013 is taken as the index base of 100.

\* IGC se Graan & Oliesade Vrag Indeks (GOVI) - verteenwoordig 68 roetes. Die eerste week van Januarie 2013 word gebruik as die indeks basis van 100.





8. IMPORT PARITY PRICES – SUMMER GRAINS (b)(c)

8. INVOERPARITEITPRYSE - SOMERGRANE (b)(c)

INVOERPARITEITPRYSE VAN SOMERGRANE (BTW UITGESLT) SOOS OP				2021/02/16		IMPORT PARITY PRICES OF SUMMER GRAINS (VAT EXCL) AS ON	
ITEM	Nota/ Note	Mielies/Maize	Mielies/Maize	Sorghum	Sorghum	Sorghum	ITEM
		VSA/ USA Golf/Gulf (no.3Y)	Argentynse/ Argentina Up River	VSA/ USA Golf/Gulf	Argentynse/ Argentina Up River	Australiese/ Australian Brisbane	
Internasionale VAB pryse	a	252.00	244.00	341.00	217.00	299.00	International FOB prices
Vraggeld	b	41.00	30.00	41.00	30.00	30.00	Freight Rates
Assuransie (0.3% van VAB)		0.76	0.73	1.02	0.65	0.90	Insurance (0.3% of FOB)
1 KOSTE, ASSURANSIE EN VRAG (KAV) \$/T		293.76	274.73	383.02	247.65	329.90	1 COST, INSURANCE AND FREIGHT (CIF) \$/T
<i>Omskakel na R/t</i>							<i>Converted to R/t</i>
R/\$ Wisselkoers op: 2021/02/16	c	14.4646	14.4646	14.4646	14.4646	14.4646	R/\$ Exchange rate on: 2021/02/16
2 KOSTE, ASSURANSIE EN VRAG (KAV) R/t		4249.12	3973.86	5540.23	3582.16	4771.87	2 COST, INSURANCE AND FREIGHT (CIF) R/t
Finansieringskoste	d	24.45	22.86	31.88	20.61	27.45	Financing cost
3 KOSTE, ASSURANSIE, VRAG EN FINANSIERING R/t		4273.57	3996.72	5572.11	3602.77	4799.32	3 COST, INSURANCE, FREIGHT AND FINANCING R/t
Aflaai-koste:	e, f						Discharging cost:
- Kaapstad		212.55	212.55	n/a	n/a	n/a	- Cape Town
- Durban		202.93	202.93	202.93	202.93	202.93	- Durban
Invoertarif	g	0.00	0.00	147.97	94.16	129.75	Import Tariff
4 VRY OP SPOOR (VOS) R/t		4486.12	4209.27	n/a	n/a	n/a	4 FREE ON RAIL (FOR) R/t
- Kaapstad		4476.50	4199.65	5720.08	3696.93	4929.07	- Cape Town
- Durban							- Durban
Spoorvragkoste	h	517.52	517.52	517.52	517.52	517.52	Railage cost
- Durban na Randfontein							- Durban to Randfontein
5 GELEWER:							5 DELIVERED:
- Durban na Randfontein R/ton		4994.02	4717.17	6237.60	4214.45	5446.59	- Durban to Randfontein R/ton

Notas/Notes:

a Bron van pryse en vraggeld : IGC GMI  
Source of prices and freight rates: IGC GMI

2021/02/16

Termyn / Term	US\$/ton (VAB/FOB)	Vraggeld/Freight Rate:	US\$/ton
Mri/Mar 2021	252.00	US Golf / Gulf	41.00
Feb 2021	244.00	Argentinië / Argentina	30.00
Mri/Mar 2021	341.00	Australië/Australia (Fremantle)	30.00
Mri/Mar 2021	217.00		
Mri/Mar 2021	299.00		

Mielies/Maize: VSA/USA (Golf/Gulf No.3Y)  
Mielies/Maize: Argentinië/Argentina (Up River)  
Sorghum: VSA/USA (Golf / Gulf Milo)  
Sorghum: Argentinië/Argentina (Up River)  
Sorghum: Australië/Australia (Brisbane)

b Vraggeld: bereken vir vragte van +/- 20 000 - 30 000t. / Freight rates: calculated for freights of +/- 20 000 - 30 000t.

c Reserwebank / Reserve Bank

d Finansieringskoste: 30 000t @ KAV @ primakoers vir 30 dae. Bron/Source: SARB 7.00% 2020/07/24  
Financing cost: 30 000t @ CIF @ prime rate for 30 days.

	Mielies/Maize:	Sorghum
Kaapstad / Cape Town:	212.55	n/a
Durban:	202.93	202.93

e Aflaai-koste / Discharging costs (R/ton):

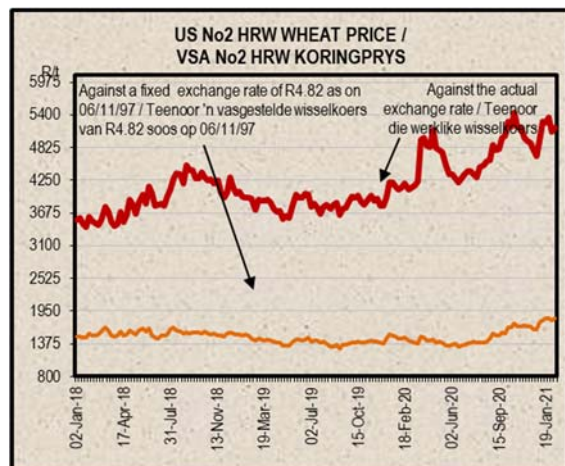
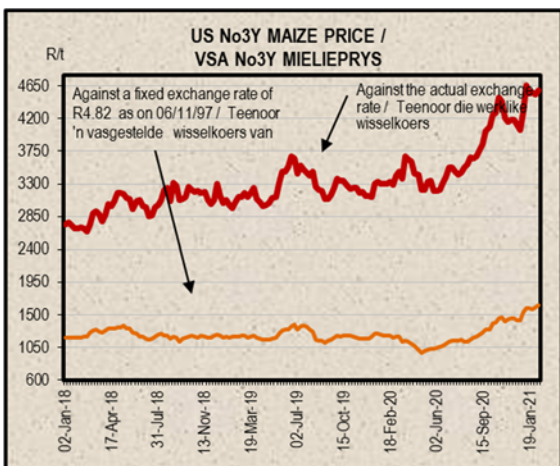
Bron / Source: Mainport Africa Shipping

f Ingesluit: Kaai-gelde, hantering, kaaitoetsing, agente/dokumentasie, logistiek & opnames (inspeksie van skeepsvrag) /  
Included: Wharfage, handling, wharf supervision, agent/documentation, logistic & survey (inspection of shipload).  
Uitgesluit: Gesondheidsinspeksie-, skeepsgagentskaplooi, strooktoetsingskoste vir GMO, obergangskoste asook BTW en invoerbelasting /  
Excluded: Health inspection fee, Ship agency fee, strip testing fees for GMO, storage costs as well as VAT and import duty.  
N.B: Slegs 'n aanduiding, aangesien koste van opname beding kan word / N.B: Indication only, as cost of survey can be negotiated.

g Invoertarif / Import Tariff

Mielies/Maize = Vry / Free  
Sorghum = 3% op VAB / on FOB

h Neem asb. kennis van die verandering in Spoornet se standaard spoorvrag op 1 April 2019, na R517.52.  
Please note the change in Spoornet's standard railage cost on 1 April 2019 to R517.52.



9. IMPORT PARITY PRICES – WINTER CEREALS (b)(c)

9. INVOERPARITEITPRYSSE - WINTERGRANE (b)(c)

INVOERPARITEITPRYSSE VAN WINTERGRANE (BTW UITGESLT) SOOS OP		2021/02/16		IMPORT PARITY PRICES OF WINTER CEREALS (VAT EXCL) AS ON				
ITEM	Nota / Note	Koring/Wheat	Koring/Wheat	Koring/Wheat	Koring/Wheat	Koring/Wheat	Gars/Barley	ITEM
		VSA/ USA Golf/Gulf  HRW	VSA/ USA PNW  DNS	Argentynse/ Argentine Up River  Trigo Pan	EU Duitsland/ Germany Hamburg B kwaliteit/ quality  \$/t	Russies/ Russian Black Sea  12.50% \$/t	Australiese/ Australian Adelaide  Mout/Malting \$/t	
Internasionale VAB pryse	a	291.00	291.00	270.00	289.00	280.00	249.00	International FOB prices
Vraggeld	b	41.00	41.00	30.00	37.00	45.00	31.00	Freight Rates
Assuransie (0.3% van VAB)		0.87	0.87	0.81	0.87	0.84	0.75	Insurance (0.3% of FOB)
1 KOSTE, ASSURANSIE EN VRAG (KAV) \$/T		332.87	332.87	300.81	326.87	325.84	280.75	1 COST, INSURANCE AND FREIGHT (CIF) \$/T
<i>Omskakel na R/t</i>								<i>Converted to R/t</i>
R/\$ Wisselkoers op: 2021/02/16	c	14.4646	14.4646	14.4646	14.4646	14.4646	14.4646	R/\$ Exchange rate on: 2021/02/16
2 KOSTE, ASSURANSIE EN VRAG (KAV) R/t		R/t 4814.83	R/t 4814.83	R/t 4351.10	R/t 4728.04	R/t 4713.15	R/t 4060.94	2 COST, INSURANCE AND FREIGHT (CIF) R/t
Finansieringskoste	d	27.70	27.70	25.03	27.20	27.12	23.36	Financing cost
3 KOSTE, ASSURANSIE, VRAG EN FINANSIERING R/t		4842.53	4842.53	4376.13	4755.24	4740.27	4084.30	3 COST, INSURANCE, FREIGHT AND FINANCING R/t
Aflaai-koste	e, f							Discharging cost
3.1 Kaapstad (Hoofsaaklik kaaihyskraan metode)		212.55	212.55	212.55	212.55	212.55	212.55	3.1 Cape Town (Mainly shore cranes method)
3.2 Durban (Hoofsaaklik suig-in-silo metode)		202.93	202.93	202.93	202.93	202.93	202.93	3.2 Durban (Mainly suction into silo method)
Invoertarif op koring	g	102.70	102.70	102.70	102.70	102.70	0.00	Import Tariff on wheat
4 VRY OP SPOOR (VOS) R/t								4 FREE ON RAIL (FOR) R/t
4.1 Kaapstadhawe		5157.78	5157.78	4691.38	5070.49	5055.52	4296.85	4.1 Cape Town Harbour
4.2 Durbanhawe		5148.16	5148.16	4681.76	5060.87	5045.90	4287.23	4.2 Durban Harbour
Spoorvragkoste	h							Railage cost
- Kaapstad na Paarl		134.04	134.04	134.04	134.04	134.04	n/a	- Cape Town to Paarl
- Durban na Randfontein		517.52	517.52	517.52	517.52	517.52	517.52	- Durban to Randfontein
<b>5 GELEWER:</b>								<b>5 DELIVERED:</b>
- Kaapstad na Paarl R/ton		5291.82	5291.82	4825.42	5204.53	5189.56	n/a	- Cape Town to Paarl R/ton
- Durban na Randfontein R/ton		5665.68	5665.68	5199.28	5578.39	5563.42	4804.75	- Durban to Randfontein R/ton

Notas/Notes: 2021/02/16

a Bron van pryse en vraggeld : IGC GMI  
Source of prices and freight rates: IGC GMI

Termyn / Term	VAB/FOB		Vraggeld / Freight Rate:	Gars/Barley =
	US\$/ton	US\$ + 1		
Koring/Wheat: HRW No 2 (Hard Red Winter) Golf / Gulf	Mr/Mar 2021	291.00	VSA/USA (Golf / Gulf)	41.00
Koring/Wheat: DNS 14% No 2 (Dark Northern Spring) Golf / Gulf	Mr/Mar 2021	291.00	Argentinië / Argentina (Upriver)	30.00
Koring/Wheat: Argentinië / Argentine (Up River) Trigo Pan	Feb 2021	270.00	EU (Rouen/Hamburg)	37.00
Koring/Wheat: EU (Duitsland / Germany) B kwaliteit / quality	Feb 2021	289.00	Australië / Australia (Fremantle)	30.00
Koring/Wheat: Russian Milling 12.5%	Feb 2021	280.00	Rusland/Russia (Novorossiysk)	45.00
Gars/Barley: Australiese moutgars/Australian malting barley (Adelaide)	Mr/Mar 2021	249.00		

b Vraggeld: bereken vir vragte van +/- 20 000 - 30 000t. / Freight rates: calculated for freights of +/- 20 000 - 30 000t.

c Reserwebank / Reserve Bank

d Finansieringskoste: 30 000t @ KAV @ primakoers vir 30 dae. Bron/Source: SARB 7.00% 2020/07/24  
Financing cost: 30 000t @ CIF @ prime rate for 30 days.

e Aflaai-koste / Discharging cost (R/ton):  
Bron / Source: Mainport Africa Shipping

	Koring/Wheat:	Gars/Barley:
Kaapstad /	212.55	212.55
Durban:	202.93	202.93

f Ingesluit: Kaaigelde, hantering, kaaibesig, agente/dokumentasie, logistiek & opnames (inspeksie van skeepsvrag).  
Included: Wharfage, handling, wharf supervision, agent/documentation, logistic & survey (inspection of shipload).  
Uitgesluit: Gesondheidsinspeksie-, skeepagentskapfooi, strooktoetsingsfooi vir GMO, opbergingskoste asook BTW en invoerbelasting.  
Excluded: Health inspection fee, Ship agency fee, strip testing fees for GMO, storage costs as well as VAT and import duty.  
N.B: Slegs 'n aanduiding, aangesien koste van opname beding kan word / N.B: Indication only, as cost of survey can be negotiated.

g Invoertarif / Import Tariff:  
Koring/Wheat = R102.70 p/ton  
Gars/Barley = Vry/Free

h Neem asb. kennis van verandering in Spoornet se standaard spoorvrag op 1 April 2019 soos volg:  
Kaapstad na Paarl R134.04 en Durban na Randfontein R517.52  
Please note the change on 1 April 2019, in Spoornet's standard railrage cost as follows:  
Cape Town to Paarl R134.04 and Durban to Randfontein R517.52

10. IMPORT PARITY PRICES – OIL SEEDS (b)(c)(f)(g)

10. INVOERPARITEITPRYSE - OLIESADE (b)(c)(f)(g)

INVOERPARITEITPRYSE VAN OLIESADE (BTW UITGESLT) SOOS OP 2021/02/16 IMPORT PARITY PRICES OF OIL SEEDS (VAT EXCL) AS ON

ITEM	Nota/ Note	Sojabone/ Soybeans	Sojabone/ Soybeans	Sojabone/ Soybeans	Sonneblom/ Sunflower	Sonneblom/ Sunflower	Canola	Grondbone/ Groundnuts	Grondbone/ Groundnuts	ITEM
		VSA/ USA Golf/Gulf	Argentynse/ Argentine Up River	Brazilië/ Brazil Paranagua	EU Franse/ French Bordeaux	Swart See / Black Sea	Kanadese/ Canadian Vancouver	Argentynse/ Argentine Raw Runners 40/50	VSA/ USA Raw Runners 40/50	
Internasionale VAB pryse	a	\$/t	\$/t	\$/t	\$/t		\$/t	\$/t	\$/t	International FOB prices
Vraggeld	b	540.00	550.00	519.00	666.00	695.00	618.00	1470.00	1459.00	Freight Rates
Assuransie (0.3% van VAB)		41.00	30.00	23.00	37.00	45.00	45.00	80.00	41.00	Insurance (0.3% of FOB)
1 KOSTE, ASSURANSIE EN VRAG (KAV) \$/T		1.62	1.65	1.56	2.00	2.09	1.85	4.41	4.38	1 COST, INSURANCE AND FREIGHT (CIF) \$/T
<i>Omskakel na R/</i>										<i>Converted to R/</i>
R/\$ Wisselkoers op: 2021/02/16	c	14.4646	14.4646	14.4646	14.4646	14.4646	14.4646	14.4646	14.4646	R/\$ Exchange rate on: 2021/02/16
2 KOSTE, ASSURANSIE EN VRAG (KAV) R/t		R/t	R/t	R/t	R/t		R/t	R/t	R/t	2 COST, INSURANCE AND FREIGHT (CIF) R/t
Finansieringskoste	d	8427.37	8413.33	7862.38	10197.54	10734.04	9616.79	22483.92	21760.25	Financing cost
3 KOSTE, ASSURANSIE, VRAG EN FINANSIERING R/t		48.49	48.41	45.24	58.67	61.76	55.33	129.36	125.20	3 COST, INSURANCE, FREIGHT AND FINANCING R/t
Alfaakoste: Durban	e, f	8475.86	8461.74	7907.62	10256.21	10795.80	9672.12	22613.28	21885.45	Discharging cost: Durban
Invoertarif:	g	202.93	202.93	202.93	202.93	202.93	202.93	447.84	447.84	Import Tariff:
4 VRY OP SPOOR (VOS) R/t Durban		624.87	636.44	600.57	0.00	0.00	893.91	2126.30	2110.39	4 FREE ON RAIL (FOR) R/t: Durban
Spoorvragkoste	h	9303.66	9301.11	8711.12	10459.14	10998.73	10768.96	25187.42	24443.68	Railage cost
- Durban na Randfontein										- Durban to Randfontein
5 GELEWER:		517.52	517.52	517.52	517.52	517.52	517.52	-	-	5 DELIVERED:
- Durban na Randfontein R/ton		9821.18	9818.63	9228.64	10976.66	11516.25	11286.48	-	-	- Durban to Randfontein R/ton

Notas/Notes:

a Bron van pryse en vraggeld / Source of prices and freight rates : IGC (GMI), Geogalos Peanut World & Oilworld

2021/02/16

Termyn / Term	US\$/ton (VAB/FOB)	Vraggeld/Freight Rate:	US\$/ton
Sojabone/Soybeans: VSA/USA (Golf/Gulf)	Mr/Mar 2021	540.00 US Golf / Gulf	41.00
Sojabone/Soybeans: Argentinië/Argentina (Up River)	Feb 2021	550.00 Argentinië / Argentina	30.00
Sojabone/Soybeans: Brazilië/Brazil (Paranagua)	Mr/Mar 2021	519.00 Brazilië/Brazil (Santos)	23.00
Sonneblom/Sunflower: EU Frankryk/France (Bordeaux)	Feb 2021	666.00 EU (Rouen)	37.00
Sonneblom/Sunflower: Swart See/Black Sea	Mr/Mar 2021	695.00 Kanada/Canada (St Lawrence)	45.00
Canola: Kanada/Canada (Vancouver)	Mr/Mar 2021	618.00 Rusland / Russia (Novorossiysk)	45.00
Grondbone/Groundnuts: Argentinië/Argentina (Raw Runner 40/50)	Jun 2021	1470.00 Grondbone/Groundnuts (ARG)	80.00
Grondbone/Groundnuts: VSA/USA (Runners 40/50)	Mr/Mar 2021	1459.00	

b Vraggeld: bereken vir vragte van +/- 20 000 - 30 000t. / Freight rates: calculated for freights of +/- 20 000 - 30 000t.

c Reserwebank / Reservebank

d Finansieringskoste: 30 000t @ KAV @ primakoers vir 30 dae. Bron/Source: SARB 7.00% 2020/07/24  
Financing cost: 30 000t @ CIF @ prime rate for 30 days.

e Alfaakoste / Discharging costs (R/ton):

	Sojabone/ Soybeans	Sonneblom/ Sunflower	Canola	Grondbone/ Groundnuts
Durban:	202.93	202.93	202.93	447.84

f Alfaakoste / Discharging fees:

Ingesluit: Kaaigelde, hantering, kaaioesig, agente/dokumentasie, logistiek & opnames (inspeksie van skeepsvrag) /  
Included: Wharfage, handling, wharf supervision, agent/documentation, logistic & survey (inspection of shipload).

Uitgesluit: Gesondheidsinspeksie-, skeepagentskapfooi, strooktoetsingsfooi vir GMO, opbergingskoste asook BTW en invoerbelasting /  
Excluded: Health inspection fee, Ship agency fee, strip testing fees for GMO, storage costs as well as VAT and import duty.

N.B: Slegs 'n aanduiding, aangesien koste van opname beding kan word / N.B: Indication only, as cost of survey can be negotiated.

g Invoertarif / Import Tariff:

Sojabone/Soybeans = 8% op VAB / on FOB  
Sonneblom/Sunflower = Vry / Free  
Canola = 10% op VAB / on FOB  
Grondbone/Groundnuts = 10% op VAB / on FOB

h Neem asb. kennis van die verandering in Spoorwet se standaard spoorvrag op 1 April 2019, na R517.52

Please note the change on 1 April 2019 in Spoorwet's standard railage cost to R517.52

i Kwotasies is k.a.v. pryse. VAB pryse dus berekende pryse (kav minus vraggeld) / Quotes are c.i.f. prices. FOB prices are therefore calculated prices (cif minus freight rates).

\*\* Last price received on 30-12-2020 / Laaste prys ontvang op 30-12-2020

11. EXPORT PARITY PRICES (b)(c)

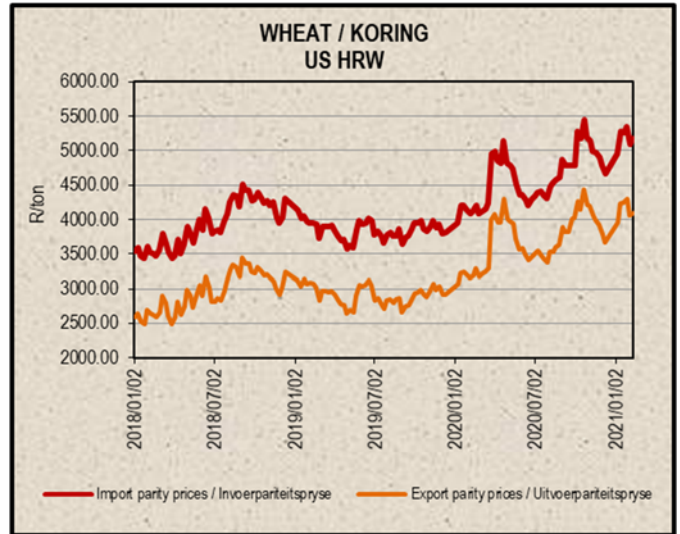
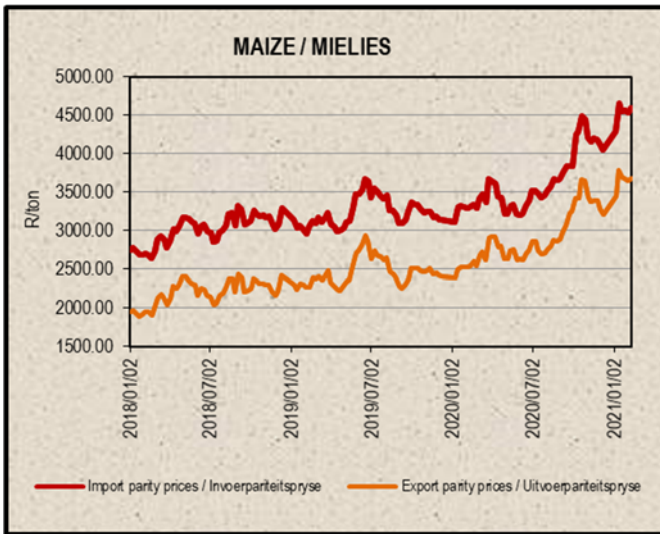
11. UITVOERPARITEITPRYSE (b)(c)

INDICATIVE EXPORT PARITY PRICES AS ON 2021/02/16 AANDUIDENDE UITVOERPARITEITSPRYSE SOOS OP

	US No3Y Maize/ Mielies Gulf/Golf (b) Mar/Mrt 2021	US HRW Wheat/Koring Gulf/Golf (b) Mar/Mrt 2021	US DNS 14% Wheat/Koring PNW (b) Mar/Mrt 2021	Argentine Raw Runner 40/50 Groundnuts/ Grondbone (f) Jun 2021	Hierdie is slegs 'n voorbeeld van hoe 'n uitvoerpariteitsprys bereken kan word - dit kan varieer volgens behoefte
This is <b>only an example</b> of how an export parity price can be calculated - it can vary according to need					
FOB Gulf value (\$/t)	252.00	291.00	291.00	1470.00	VAB Golfwaarde (\$/t)
Difference in quality and locality of SA <sup>1</sup> Maize: Plus US\$10 (\$/t) Groundnuts: Less 3,5% of fob value	\$10.00			96,5%	<sup>1</sup> Kwaliteits- en liggingsverskil van SA Mielies: Plus VSA\$10 (\$/t) Grondbone: Min 3,5% van vab waarde
SA fob price (\$/t)	262.00	291.00	291.00	1418.55	SA vab prys (\$/t)
Exchange rate (1\$=): (2021/02/16) <sup>2</sup>	14.4646	14.4646	14.4646	14.4646	<sup>2</sup> Wisselkoers (1\$=): (2021/02/16)
FOB Gulf value (R/t)	3789.73	4209.20	4209.20	20518.76	VAB Golfwaarde (R/t)
<b>Marketing costs:</b>					<b>Bemerkings koste:</b>
Financing (Prime rate 7.00% - 30 days) (R/t)	21.80	24.22	24.22	118.05	Finansieringskoste (Primakoers 7.00% - 30 dae) (R/t)
Railage: <sup>3</sup> Randfontein – Durban harbour	517.52	517.52	517.52	-	<sup>3</sup> Spoorvrag: Randfontein – Durbanhawe
Loading costs: (R/t) <sup>4</sup> Durban Harbour (Mainly spout method)	207.60	213.20	213.20	552.71	<sup>4</sup> Oplaaikoste: (R/t) Durbanhawe (Hoofsaaklik tregter metode)
<b>EXPORT REALISATION (R/t):</b> Randfontein	<b>3042.81</b>	<b>3454.26</b>	<b>3454.26</b>	<b>19848.00</b>	<b>UITVOER REALISASIE (R/t):</b> Randfontein

Difference in quality and locality of SA  
As from 14 June 2012, the discount/rebate will no longer be used to calculate Reserve Bank  
Railage costs:  
Loading costs, received from Mainport Africa Shipping:  
Included: Cargo dues, handling, wharf supervision, agency/documentation,

1 Kwaliteits- en liggingsverskil van SA  
Vanaf 14 Junie 2012 sal die diskonto/premie nie meer gebruik word by die Reserwebank  
3 Spoorvrag koste:  
Oplaaikoste, ontvang van Mainport Africa Shipping:  
Ingesluit: Kaaigelde, hantering, kaaitoesig, agente/dokumentasie, logistiek &



12. WEATHER

For local weather, please follow the link below:

<https://www.accuweather.com/en/za/south-africa-weather>

12. WEER

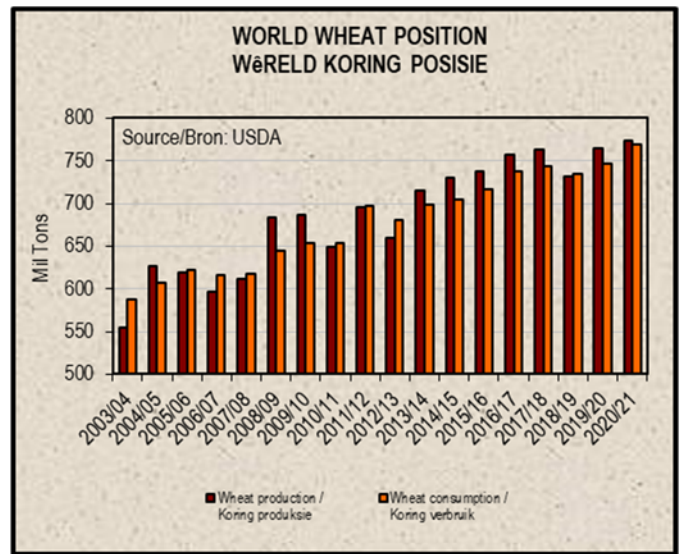
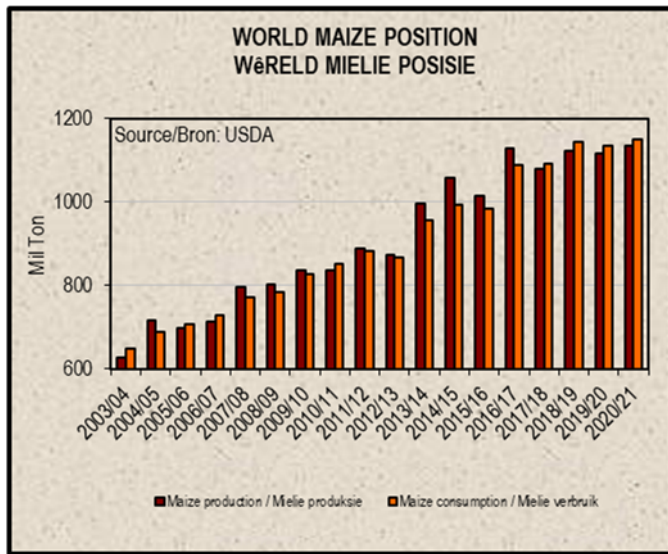
Vir plaaslike weer, volg asseblief die onderstaande skakel:

<https://www.accuweather.com/en/za/south-africa-weather>

13. SUNDRIES (h)

13. DIVERSE (h)

World Balance Sheet / Wêreld Balansstaat (2021/02/09)										
Million Ton	2020/21									Miljoen Ton
	Maize Mielies	Wheat Koring	Barley Gars	Sorghum Sorghum	Oats Hawer	Ground-nuts Grond-bone	Canola/ Rape-seed	Soybeans Sojabone	Sunflower seed Sonne- blomsaad	
Production	1 134	773	157	62	25	47	69	361	50	Produksie
Consumption	1 151	769	157	61	25	19	68	322	46	Verbruik
Trade	184	193	30	10	3	4	16	170	3	Handel
Stock	287	304	20	4	3	4	5	83	2	Voorraad



Sources / Bronne:

(a) = Safex; (b) = International Grains Council; (c) = SAGIS;  
 (d) = CBOT; (e) = KCBT; (f) = Oil World; (g) = Georganos Peanut World; (h) = USDA Fas-Online.  
 \* Formula according to ITAC (International Trade Administration Commission of South Africa)/  
 Formule volgens ITAC (International Trade Administration Commission of South Africa)

SAGIS

Nico Hawkins

General Manager / Hoofbestuurder

**Indemnity/Vrywaring:** Although everything has been done to ensure the accuracy of the information, neither SAGIS nor any of its directors or employees takes any responsibility for actions or losses that might occur as a result of the usage of this information. / Alhoewel alles gedoen is om te verseker dat die inligting korrek is, aanvaar nie SAGIS of enige van sy direkteure of werknemers verantwoordelikheid vir enige aksies of verliese as gevolg van die inligting wat gebruik is nie.