

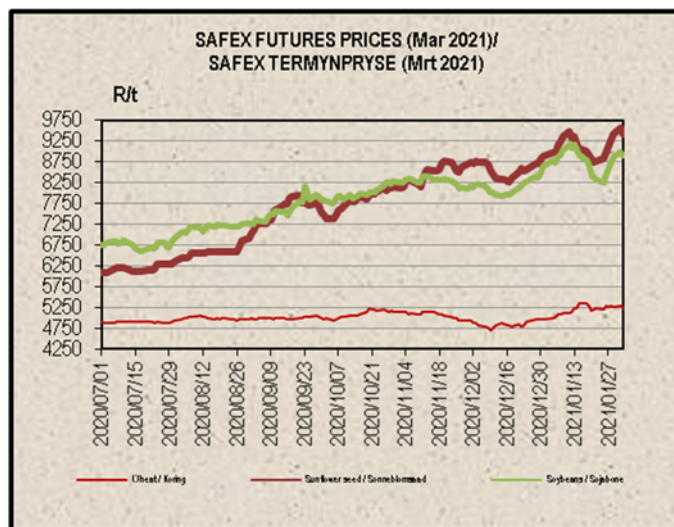
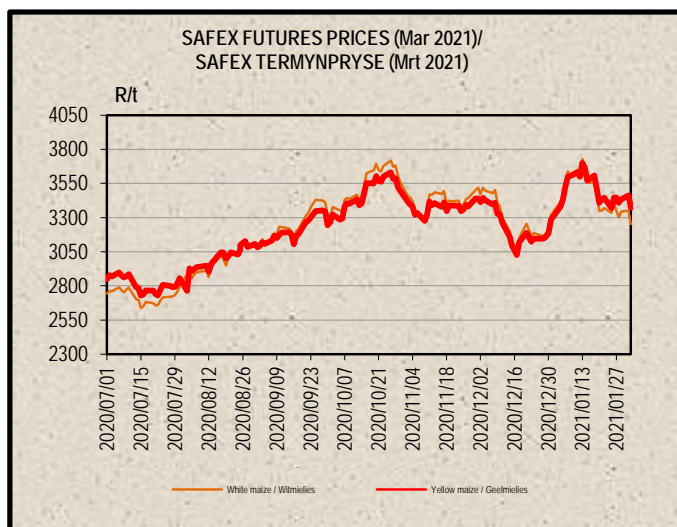
## SAGIS WEEKLY BULLETIN / SAGIS WEEKLIKSE BULLETIN

1. PRODUCER DELIVERIES:	1. PRODUSENTELEWERINGS:
<a href="http://www.sagis.org.za/weekly_prod_deliveries.html">http://www.sagis.org.za/weekly_prod_deliveries.html</a>	
2. IMPORTS, EXPORTS & MAIZE INTENTIONS:	2. INVOERE, UITVOERE & MIELIE INTENSIES:
<a href="http://www.sagis.org.za/weekly_imp-exp.html">http://www.sagis.org.za/weekly_imp-exp.html</a>	

### 3. DOMESTIC PRICES PER SAFEX (R/t)(a)

### 3. PLAASLIKE PRYSE VOLGENS SAFEX (R/t)(a)

Commodity	Future Prices / Termynpryse (2021/02/02) R/ton					Kommoditeit
	Feb-21	Mar-21	May-21	Jul-21	Sep-21	
White maize	3 300.00	3 252.00	3 146.00	3 075.00	3 134.00	Witmielies
Yellow maize	3 405.00	3 373.00	3 268.00	3 221.00	3 279.00	Geelmielies
Wheat	5 200.00	5 237.00	5 281.00	5 310.00	5 045.00	Koring
Sunflower	9 500.00	9 420.00	8 421.00	8 457.00	8 577.00	Sonneblom
Soybeans	10 000.00	8 886.00	7 612.00	7 711.00	7 823.00	Sojabone
Sorghum	n/a	4260.00	3850.00	3700.00	n/a	Sorghum



**Directors/Direkteure:**

Boshoff JDW (Mr/Mnr), Briedenhann E (Dr) (Vice-Chairperson /Onder Voorsitter), Make BB (Mr/Mnr), Mohane HT (Mr/Mnr), Nebe AAA (Mr/Mnr), Ngejane Z (Mr/Mnr), Purchase JL (Dr) Chairperson/Voorsitter, Purnell M (Ms/Me) (Vice-Chairperson /Onder Voorsitter)

**Alternate Directors/Alternatiewe Direkteure:  
General Manager/Hoofbestuurder:**

Groothof WJ (Mr/Mnr), Penny GR (Mr/Mnr), Schoonwinkel BC (Mr/Mnr), Van der Merwe JM (Ms/Me)  
Hawkins NJ (Mr/Mnr)

4. IMPORT TARIFF ON MAIZE & WHEAT (b)(c)

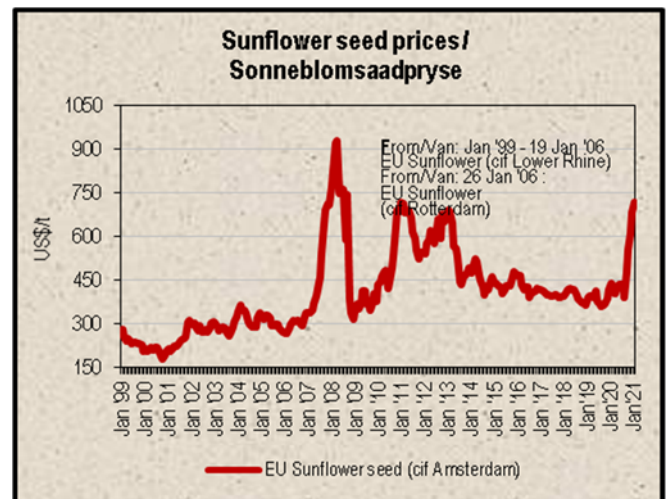
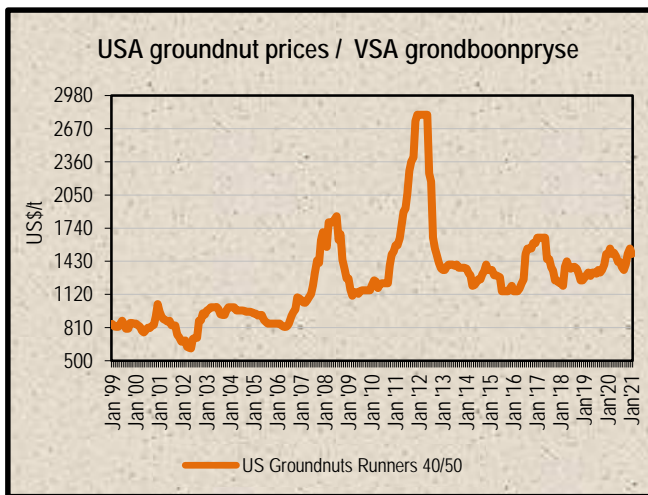
4. INVOERTARIEF OP MIELIES & KORING (b)(c)\*

[http://www.sagis.org.za/import\\_tariffs.html](http://www.sagis.org.za/import_tariffs.html)

5. PRICES – INTERNATIONAL (US\$/t)

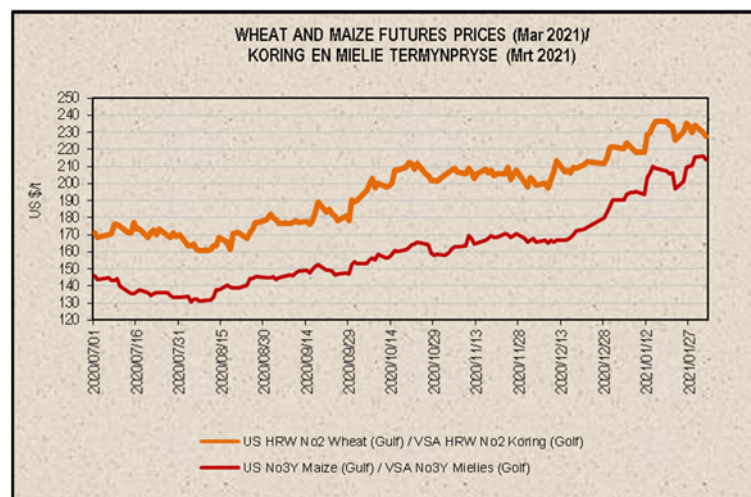
5. PRYSE - INTERNASIONAAL (VSA\$/t)

FOB (US\$/t)	Export Quotations/ Uitvoerkwotasie (b)(f)(g)				VAB (VSA\$/t)
	2021/02/02	2021/01/26	2021/01/19	2021/01/12	
US No 2 HRW Wheat (Gulf)	288.00	296.00	297.00	289.00	VSA No 2 HRW Koring (Golf)
US DNS Wheat 14% PNW	287.00	297.00	304.00	303.00	VSA DNS Koring 14% PNW
Argentine Wheat (Up River)	278.00	287.00	288.00	284.00	Argentynse Koring (Up River)
EC (France) Wheat (grade 1)	283.00	288.00	297.00	284.00	EU (Frankryk) Koring (graad 1)
EC (Germany) B Quality Wheat	282.00	288.00	298.00	282.00	EU (Duitsland) B Kwaliteit Koring
Russia Milling 12.5%	290.00	294.00	300.00	276.00	Swart See Maalkoring
US No 3Y Maize (Gulf)	250.00	245.00	250.00	249.00	VSA No3Y Mielies (Golf)
Argentine Maize (Up River)	251.00	254.00	260.00	261.00	Argentynse Mielies (Up River)
US Sorghum (Gulf)	336.00	332.00	329.00	326.00	VSA Sorghum (Golf)
Argentine Sorghum (Up River)	217.00	217.00	217.00	217.00	Argentynse Sorghum (Up River)
US Soybeans (Gulf)	530.00	537.00	549.00	561.00	VSA Sojabone (Gulf)
Argentine Soybeans (Up River)	550.00	556.00	562.00	574.00	Argentynse Sojabone (Up River)
Canadian Canola	588.00	582.00	567.00	594.00	Kanadese Canola
Argentine Groundnuts Runners 40/50	1470.00	1470.00	1470.00	1520.00	Argentynse Grondbone 40/50 Runners
US Groundnuts Runners 40/50 shelled	1463.00	1513.00	1514.00	1514.00	VSA Grondbone 40/50 Runners uitgedop
Australian Malting Barley (Commander Malt)	240.00	246.00	234.00	230.00	Australiese Moutgars (Commander Mout)



Futures prices (US\$/t) / Termynpryse (VSA\$/t) (d)(e) (2021/02/02)

Commodity	Mar-21	May-21	Jul-21	Sep-21	Dec-21	Mar-22	Kommoditeit
US No3 Yellow maize	213.77	213.45	209.12	185.66	175.98	178.34	VSA No3 Geelmielies
US No2 HRW wheat	227.44	228.69	228.40	229.28	231.12	231.56	VSA No2 HRW koring
US Soybeans	497.73	496.26	490.01	442.10	n/a	409.84	VSA Sojabone



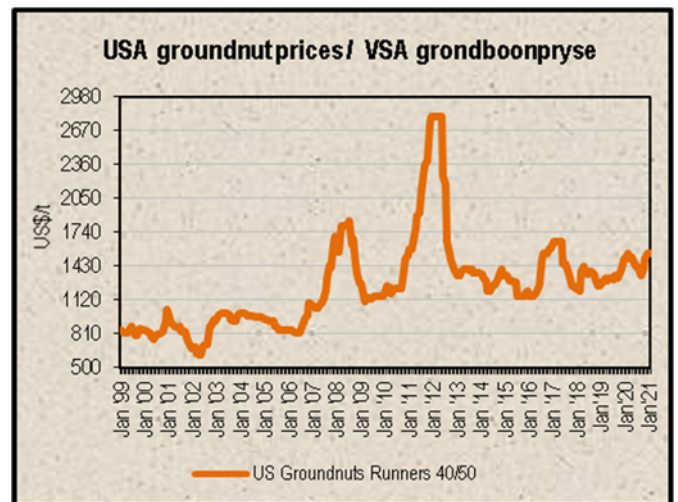
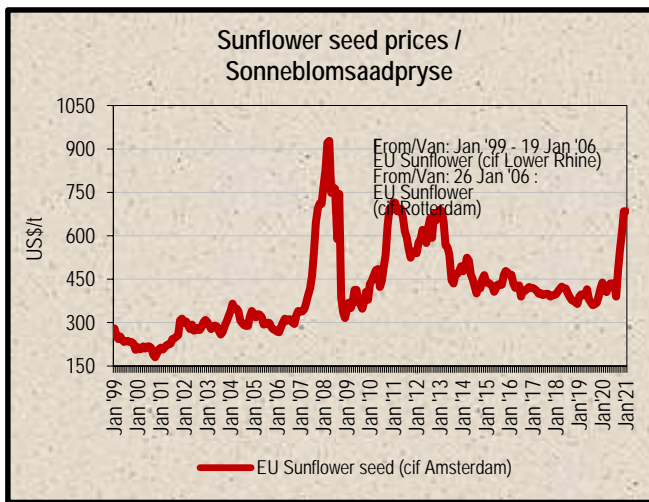
6. LOWEST REPRESENTATIVE ASKING PRICES  
(US\$/t)(f)(g)(Prices of previous week)

6. LAAGSTE VERTEENWOORDIGENDE PRYSE GEVRA  
(Pryse van vorige week)(VSA\$/t)(f)(g)

US\$/t	2021/01/28	2021/01/21	Change/ Verandering	VSA\$/t
Soybeans, USA, c.i.f. Rotterdam	575	576	-0.2%	Sojabone, VSA, k.a.v. Rotterdam
Groundnuts, USA Runners 40/50*	1500	1550	-3.2%	Grondbone, VSA Runners 40/50*
Groundnuts, Argentine Runners 40/50*	1550	1550	0.0%	Grondbone, Argentynse Runners 40/50*
Sunflower seed, EU c.i.f. Amsterdam	720	708	0.0%	Sonneblomsaad, EU k.a.v. Amsterdam
Sunflower seed, fob Black Sea	695	685	0.0%	Sonneblomsaad, Swart See
Sunflower-oil, EU (fob) N.W. Europe	1310	1275	2.7%	Sonneblom-olie, EU (vab) N.W. Eur.
Rapeseed, Europe, 00, c.i.f. Hamburg	531	526	1.0%	Raapsaad, Europa, 00, k.a.v. Hamburg

\* Shelled, c.i.f. Rotterdam

\* Uitgedop k a v Rotterdam



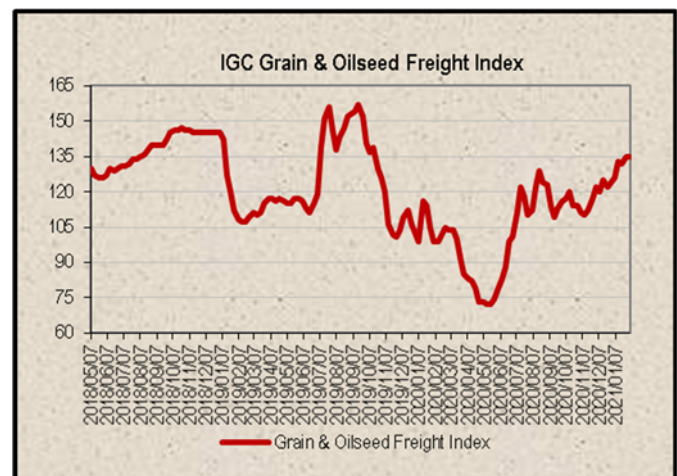
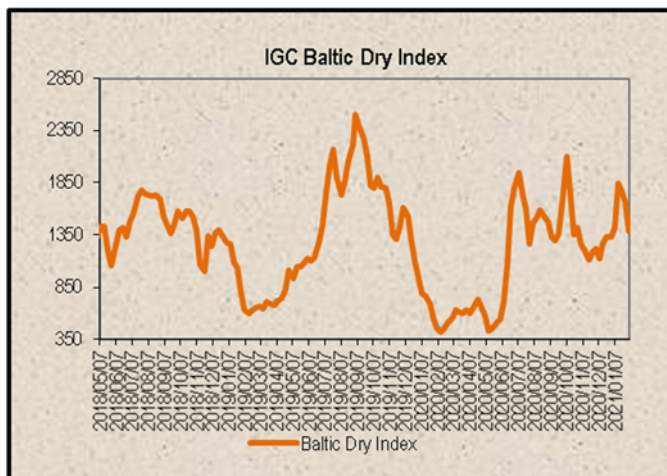
7. IGC FREIGHT INDICES (b)\*

7. IGC VRAG INDEKSE (b)\*

IGC FREIGHT INDICES / IGC VRAG INDEKSE							
	2020/12/29	2021/01/05	2021/01/12	2021/01/19	2021/01/26	2021/02/02	
Baltic Dry Index	-	1418	1849	1766	1659	1380	Graan & Oliesade Vrag Indeks*
Grain & Oilseeds Freight Index*	124	126	133	132	135	135	Baltiese Droë Indeks

\* IGC's Grain & Oilseeds Freight Index (GOFI) represents 250 grain routes. The first week of January 2013 is taken as the index base of 100.

\* IGC se Graan & Oliesade Vrag Indeks (GOVI) verteenwoordig 250 graanroetes. Die eerste week van Januarie 2013 word gebruik as die indeks basis van 100.



8. IMPORT PARITY PRICES – SUMMER GRAINS (b)(c)

8. INVOERPARITEITPRYSE - SOMERGRANE (b)(c)

INVOERPARITEITPRYSE VAN SOMERGRANE (BTW UITGESLT) SOOS OP			2021/02/02		IMPORT PARITY PRICES OF SUMMER GRAINS (VAT EXCL) AS ON		
ITEM	Nota/ Note	Mielies/Maize	Mielies/Maize	Sorghum	Sorghum	Sorghum	ITEM
		VSA/ USA Golf/Gulf (no.3Y)	Argentyense/ Argentina Up River	VSA/ USA Golf/Gulf	Argentyense/ Argentina Up River	Australiese/ Australian Brisbane	
		\$/t	\$/t	\$/t	\$/t	\$/t	
Internasionale VAB pryse	a	250.00	251.00	336.00	217.00	294.00	International FOB prices
Vraggeld	b	37.00	27.00	37.00	27.00	28.00	Freight Rates
Assuransie (0.3% van VAB)		0.75	0.75	1.01	0.65	0.88	Insurance (0.3% of FOB)
1 KOSTE, ASSURANSIE EN VRAG (KAV) \$/T		287.75	278.75	374.01	244.65	322.88	1 COST, INSURANCE AND FREIGHT (CIF) \$/T
<i>Omskakel na R/</i>							<i>Converted to R/</i>
R/\$ Wisselkoers op: 2021/02/02	c	14.9399	14.9399	14.9399	14.9399	14.9399	R/\$ Exchange rate on: 2021/02/02
2 KOSTE, ASSURANSIE EN VRAG (KAV) R/t		R/t	R/t	R/t	R/t	R/t	2 COST, INSURANCE AND FREIGHT (CIF) R/t
		4298.96	4164.50	5587.67	3655.05	4823.79	
3 KOSTE, ASSURANSIE, VRAG EN FINANSIERING R/t	d	24.73	23.96	32.15	21.03	27.75	3 COST, INSURANCE, FREIGHT AND FINANCING R/t
Finansieringskoste							Financing cost
Alfaakoste:	e, f	4323.69	4188.46	5619.82	3676.08	4851.54	3 COST, INSURANCE, FREIGHT AND FINANCING R/t
- Kaapstad		212.55	212.55	n/a	n/a	n/a	Discharging cost:
- Durban		202.93	202.93	202.93	202.93	202.93	- Cape Town
Invoertarif	g	0.00	0.00	150.59	97.26	131.77	- Durban
4 VRY OP SPOOR (VOS) R/t							Import Tariff
- Kaapstad		4536.24	4401.01	n/a	n/a	n/a	4 FREE ON RAIL (FOR) R/t
- Durban		4526.62	4391.39	5770.41	3773.34	4983.31	- Cape Town
							- Durban
Spoorvragkoste	h	517.52	517.52	517.52	517.52	517.52	Railage cost
- Durban na Randfontein							- Durban to Randfontein
5 GELEWER:							5 DELIVERED:
- Durban na Randfontein R/ton		5044.14	4908.91	6287.93	4290.86	5500.83	- Durban to Randfontein R/ton

Notas/Notes:

a Bron van pryse en vraggeld : IGC GMI  
Source of prices and freight rates: IGC GMI

2021/02/02

Termyn / Term	US\$/bn (VAB/FOB)	Vraggeld/Freight Rate:	US\$/bn
Feb 2021	250.00	US Golf / Gulf	37.00
Feb 2021	251.00	Argentyne / Argentina	27.00
Feb 2021	336.00	Australie/Australia (Freemantle)	28.00
Mr/Mar 2021	217.00		
Mr/Mar 2021	294.00		

Mielies/Maize: VSA/USA (Golf/Gulf No.3Y)  
Mielies/Maize: Argentyne/Argentina (Up River)  
Sorghum: VSA/USA (Golf / Gulf Milo)  
Sorghum: Argentyne/Argentina (Up River)  
Sorghum: Australie/Australia (Brisbane)

b Vraggeld: bereken vir vragte van +/- 20 000 - 30 000t. / Freight rates: calculated for freights of +/- 20 000 - 30 000t.

c Reserwebank / Reserve Bank

d Finansieringskoste: 30 000t @ KAV @ primakoers vir 30 dae. Bron/Source: SARB 7.00% 2020/07/24  
Financing cost: 30 000t @ CIF @ prime rate for 30 days.

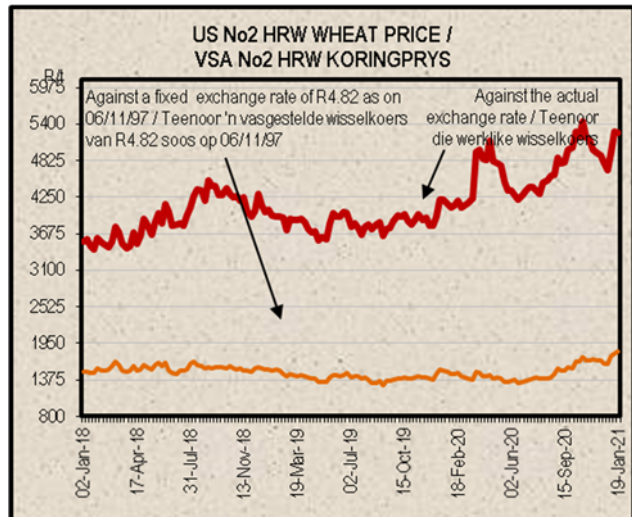
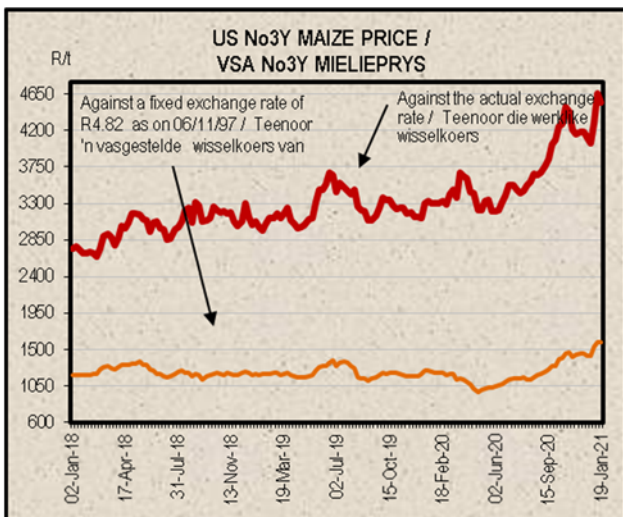
	Mielies/Maize:	Sorghum
Kaapstad / Cape Town:	212.55	n/a
Durban:	202.93	202.93

e Alfaakoste / Discharging costs (R/ton):  
Bron / Source: Mainport Africa Shipping

f Ingesluit: Kaalgelde, hantering, kaaloesig, agente/dokumentasie, logistiek & opnames (inspeksie van skeepsvrag) /  
Included: Wharfage, handling, wharf supervision, agent/documentation, logistic & survey (inspection of shipload).  
Uitgesluit: Gesondheidsinspeksie-, skeepagentskaplooi, strooktoetsingsfooi vir GMO, obergingskoste asook BTW en invoerbelasting /  
Excluded: Health inspection fee, Ship agency fee, strip testing fees for GMO, storage costs as well as VAT and import duty.  
N.B: Slegs 'n aanduiding, aangesien koste van opname beding kan word / N.B: Indication only, as cost of survey can be negotiated.

g Invoertarif / Import Tariff:  
Mielies/Maize = Vry / Free  
Sorghum = 3% op VAB / on FOB

h Neem asb. kennis van die verandering in Spoorwet se standaard spoorvrag op 1 April 2019, na R517.52.  
Please note the change in Spoorwet's standard railage cost on 1 April 2019 to R517.52.



9. IMPORT PARITY PRICES – WINTER CEREALS (b)(c)

9. INVOERPARITEITPRYSSE - WINTERGRANE (b)(c)

INVOERPARITEITPRYSSE VAN WINTERGRANE (BTW UITGESLT) SOOS OP		2021/02/02		IMPORT PARITY PRICES OF WINTER CEREALS (VAT EXCL) AS ON				
ITEM	Nota / Note	Koring/Wheat	Koring/Wheat	Koring/Wheat	Koring/Wheat	Koring/Wheat	Gars/Barley	ITEM
		VSA/ USA Golf/Gulf	VSA/ USA PNW	Argentynse/ Argentine Up River	EU Duitsland/ Germany Hamburg	Russies/ Russian Black Sea	Australiese/ Australian Adelaide	
		HRW	DNS	Trigo Pan	B kwaliteit/ quality	12.50%	Mout/Malting	
		\$/t	\$/t	\$/t	\$/t	\$/t	\$/t	
Internasionale VAB pryse	a	288.00	287.00	278.00	282.00	290.00	240.00	International FOB prices
Vraggeld	b	37.00	37.00	27.00	34.00	41.00	29.00	Freight Rates
Assuransie (0.3% van VAB)		0.86	0.86	0.83	0.85	0.87	0.72	Insurance (0.3% of FOB)
1 KOSTE, ASSURANSIE EN VRAG (KAV) \$/T		325.86	324.86	305.83	316.85	331.87	269.72	1 COST, INSURANCE AND FREIGHT (CIF) \$/T
<i>Omskakel na R/t</i>								<i>Converted to R/t</i>
R/\$ Wisselkoers op: 2021/02/02	c	14.9399	14.9399	14.9399	14.9399	14.9399	14.9399	R/\$ Exchange rate on: 2021/02/02
2 KOSTE, ASSURANSIE EN VRAG (KAV) R/t		4868.32	4853.38	4569.07	4733.71	4958.10	4029.59	2 COST, INSURANCE AND FREIGHT (CIF) R/t
Finansieringskoste	d	28.01	27.92	26.29	27.24	28.53	23.18	Financing cost
3 KOSTE, ASSURANSIE, VRAG EN FINANSIERING R/t		4896.33	4881.30	4595.36	4760.95	4986.63	4052.77	3 COST, INSURANCE, FREIGHT AND FINANCING R/t
Alfaaikoste	e, f							Discharging cost
3.1 Kaapstad (Hoofsaaklik kaaihyskraan metode)		212.55	212.55	212.55	212.55	212.55	212.55	3.1 Cape Town (Mainly shore cranes method)
3.2 Durban (Hoofsaaklik suig-in-silo metode)		202.93	202.93	202.93	202.93	202.93	202.93	3.2 Durban (Mainly suction into silo method)
Invoertarif op koring	g	544.20	544.20	544.20	544.20	544.20	0.00	Import Tariff on wheat
4 VRY OP SPOOR (VOS) R/t								4 FREE ON RAIL (FOR) R/t
4.1 Kaapstadhawe		5653.08	5638.05	5352.11	5517.70	5743.38	4265.32	4.1 Cape Town Harbour
4.2 Durbanhawe		5643.46	5628.43	5342.49	5508.08	5733.76	4255.70	4.2 Durban Harbour
Spoorvragkoste	h							Railage cost
- Kaapstad na Paarl		134.04	134.04	134.04	134.04	134.04	n/a	- Cape Town to Paarl
- Durban na Randfontein		517.52	517.52	517.52	517.52	517.52	517.52	- Durban to Randfontein
5 GELEWER:								5 DELIVERED:
- Kaapstad na Paarl R/ton		5787.12	5772.09	5486.15	5651.74	5877.42	n/a	- Cape Town to Paarl R/ton
- Durban na Randfontein R/ton		6160.98	6145.95	5860.01	6025.60	6251.28	4773.22	- Durban to Randfontein R/ton

Notas/Notes:

2021/02/02

- a Bron van pryse en vraggeld : IGC GMI  
Source of prices and freight rates: IGC GMI

Termyn / Term	VAB/FOB		Vraggeld / Freight Rate:	Gars/Barley =
	US\$/ton	US\$/ton		
Feb 2021	288.00	287.00	VSA/USA (Golf / Gulf)	37.00
Mrt/Mar 2021	287.00	278.00	Argentinië / Argentina (Upriver)	27.00
Jan 2021	278.00	282.00	EU (Rouen/Hamburg)	35.00
Feb 2021	282.00	290.00	Australië / Australia (Fremantle)	29.00
Feb 2021	290.00	240.00	Rusland/Russia (Novorossiysk)	41.00
Feb 2021	240.00			

- b Vraggeld: bereken vir vragte van +/- 20 000 - 30 000t. / Freight rates: calculated for freights of +/- 20 000 - 30 000t.
- c Reserwebank / Reserve Bank
- d Finansieringskoste: 30 000t @ KAV @ primakoers vir 30 dae. Bron/Source: SARB 7.00% 2020/07/24  
Financing cost: 30 000t @ CIF @ prime rate for 30 days.

- e Alfaaikoste / Discharging cost (R/ton):  
Bron / Source: Mainport Africa Shipping

	Koring/Wheat	Gars/Barley:
Kaapstad /	212.55	212.55
Durban:	202.93	202.93

- f Ingesluit: Kaai gelde, hantering, kaaitoetsing, agente/dokumentasie, logistiek & opnames (inspeksie van skeepsvrag).  
Included: Wharfage, handling, wharf supervision, agent/documentation, logistic & survey (inspection of shipload).  
Uitgesluit: Gesondheidsinspeksie-, skeepagentskapfooi, strooktoetsingsfooi vir GMO, opbergingskoste asook BTW en invoerbelasting.  
Excluded: Health inspection fee, Ship agency fee, strip testing fees for GMO, storage costs as well as VAT and import duty.  
N.B: Slegs 'n aanduiding, aangesien koste van opname beding kan word / N.B: Indication only, as cost of survey can be negotiated.

- g Invoertarif / Import Tariff:  
Koring/Wheat = R544.20 p/ton  
Gars/Barley = Vry/Free

- h Neem asb. kennis van verandering in Spoornet se standaard spoorvrag op 1 April 2019 soos volg:  
Kaapstad na Paarl R134.04 en Durban na Randfontein R517.52  
Please note the change on 1 April 2019, in Spoornet's standard railage cost as follows:  
Cape Town to Paarl R134.04 and Durban to Randfontein R517.52

10. IMPORT PARITY PRICES – OIL SEEDS (b)(c)(f)(g)

10. INVOERPARITEITPRYSE - OLIESADE (b)(c)(f)(g)

INVOERPARITEITPRYSE VAN OLIESADE (BTW UITGESLT) SOOS OP		2021/02/02								IMPORT PARITY PRICES OF OIL SEEDS (VAT EXCL) AS ON	
ITEM	Nota/ Note	Sojabone/ Soybeans	Sojabone/ Soybeans	Sojabone/ Soybeans	Sonneblom/ Sunflower	Sonneblom/ Sunflower	Canola	Grondbone/ Groundnuts	Grondbone/ Groundnuts	ITEM	
		VSA/ USA Golf/Gulf	Argentynse/ Argentine Up River	Brazilië/ Brazil Paranagua	EU Franse/ French Bordeaux	Swart See / Black Sea	Kanadese/ Canadian Vancouver	Argentynse/ Argentine Raw Runners 40/50	VSA/ USA Raw Runners 40/50		
Internasionale VAB pryse	a	\$/t 530.00	\$/t 550.00	\$/t 527.00	\$/t 655.00	695.00	588.00	\$/t 1470.00	\$/t 1463.00	International FOB prices	
Vraggeld	b	37.00	27.00	27.00	33.00	40.00	39.00	80.00	37.00	Freight Rates	
Assuransie (0.3% van VAB)		1.59	1.65	1.58	1.97	2.09	1.76	4.41	4.39	Insurance (0.3% of FOB)	
1 KOSTE, ASSURANSIE EN VRAG (KAV) \$/t		568.59	578.65	555.58	689.97	737.09	628.76	1554.41	1504.39	1 COST, INSURANCE AND FREIGHT (CIF) \$/t	
<i>Omskakel na R/t</i>										<i>Converted to R/t</i>	
R/\$ Wisselkoers op: 2021/02/02	c	14.9399	14.9399	14.9399	14.9399	14.9399	14.9399	14.9399	14.9399	R/\$ Exchange rate on: 2021/02/02	
2 KOSTE, ASSURANSIE EN VRAG (KAV) R/t		R/t 8494.68	R/t 8644.97	R/t 8300.31	R/t 10308.08	11012.05	R/t 9393.61	R/t 23222.73	R/t 22475.44	2 COST, INSURANCE AND FREIGHT (CIF) R/t	
Finansieringskoste	d	48.87	49.74	47.76	59.31	63.36	54.05	133.61	129.31	Financing cost	
3 KOSTE, ASSURANSIE, VRAG EN FINANSIERING R/t		8543.55	8694.71	8348.07	10367.39	11075.41	9447.66	23356.34	22604.75	3 COST, INSURANCE, FREIGHT AND FINANCING R/t	
Aflaakoste: Durban	e, f	202.93	202.93	202.93	202.93	202.93	202.93	447.84	447.84	Discharging cost: Durban	
Invoertarif:	g	633.45	657.36	629.87	0.00	0.00	878.47	2196.17	2185.71	Import Tariff:	
4 VRY OP SPOOR (VOS) R/t: Durban		9379.93	9555.00	9180.87	10570.32	11278.34	10529.06	26000.35	25238.30	4 FREE ON RAIL (FOR) R/t: Durban	
Spoorvragkoste	h									Railage cost	
- Durban na Randfontein		517.52	517.52	517.52	517.52	517.52	517.52	-	-	- Durban to Randfontein	
5 GELEWER:										5 DELIVERED:	
- Durban na Randfontein R/ton		9897.45	10072.52	9698.39	11087.84	11795.86	11046.58	-	-	- Durban to Randfontein R/ton	

Notas/Notes:

a Bron van pryse en vraggeld / Source of prices and freight rates : IGC (GMI), Geogalos Peanut World & Oilworld

2021/02/02

Termyn / Term	US\$/ton (VAB/FOB)	Vraggeld/Freight Rate:	US\$/ton
Sojabone/Soybeans: VSA/USA (Golf/Gulf)	Feb 2021 530.00	US Golf / Gulf	37.00
Sojabone/Soybeans: Argentinië/Argentina (Up River)	Feb 2021 550.00	Argentinië / Argentina	27.00
Sojabone/Soybeans: Brazilië/Brazil (Paranagua)	Feb 2021 527.00	EEC (Bordeaux/Hamburg)	33.00
Sonneblom/Sunflower: EU Frankryk/France (Bordeaux)	Feb 2021 655.00	Kanada/Canada (St Lawrence)	39.00
Sonneblom/Sunflower: Swart See/Black Sea	Feb 2021 695.00	Rusland / Russia (Novorossiysk)	40.00
Canola: Kanada/Canada (Vancouver)	Feb 2021 588.00	Grondbone/Groundnuts (ARG)	80.00
Grondbone/Groundnuts: Argentinië/Argentina (Raw Runner 40/50)	Jun 2021 1470.00		
Grondbone/Groundnuts: VSA/USA (Runners 40/50)	Feb 2021 1463.00		

b Vraggeld: bereken vir vragte van +/- 20 000 - 30 000t. / Freight rates: calculated for freights of +/- 20 000 - 30 000t.

c Reserwebank / Reservebank

d Finansieringskoste: 30 000t @ KAV @ primakoers vir 30 dae. Bron/Source: SARB 7.00% 2020/07/24

Financing cost: 30 000t @ CIF @ prime rate for 30 days.

e Aflaakoste / Discharging costs (R/ton):

	Sojabone/ Soybeans	Sonneblom/ Sunflower	Canola	Grondbone/ Groundnuts
Durban:	202.93	202.93	202.93	447.84

f Aflaakoste / Discharging fees:

Ingesluit: Kaaigelde, hantering, kaaitoesig, agente/dokumentasie, logistiek & opnames (inspeksie van skeepsvrag) /

Included: Wharfage, handling, wharf supervision, agent/documentation, logistic & survey (inspection of shipload).

Uitgesluit: Gesondheidsinspeksie-, skeepagentskapfooi, strooktoetsingsfooi vir GMO, opbergingskoste asook BTW en invoerbelasting /

Excluded: Health inspection fee, Ship agency fee, strip testing fees for GMO, storage costs as well as VAT and import duty.

N.B: Slegs 'n aanduiding, aangesien koste van opname beding kan word / N.B: Indication only, as cost of survey can be negotiated.

g Invoertarif / Import Tariff:

Sojabone/Soybeans = 8% op VAB / on FOB

Sonneblom/Sunflower = Vry / Free

Canola = 10% op VAB / on FOB

Grondbone/Groundnuts = 10% op VAB / on FOB

h Neem asb. kennis van die verandering in Spoorwet se standaard spoorvrag op 1 April 2019, na R517.52

Please note the change on 1 April 2019 in Spoorwet's standard railage cost to R517.52

i Kwotasies is k.a.v. pryse. VAB pryse dus berekende pryse (kav minus vraggeld) / Quotes are c.i.f. prices. FOB prices are therefore calculated prices (cif minus freight rates).

\*\* Last price received on 30-12-2020 / Laaste prys ontvang op 30-12-2020

11. EXPORT PARITY PRICES (b)(c)

11. UITVOERPARITEITPRYSE (b)(c)

INDICATIVE EXPORT PARITY PRICES AS ON 2021/02/02 AANDUIDENDE UITVOERPARITEITSPRYSE SOOS OP

	US No3Y Maize/ Mielies Gulf/Golf (b) Feb 2021	US HRW Wheat/Koring Gulf/Golf (b) Feb 2021	US DNS 14% Wheat/Koring PNW (b) Mar/Mrt 2021	Argentine Raw Runner 40/50 Groundnuts/ Grondbone (f) Jun 2021	Hierdie is slegs 'n voorbeeld van hoe 'n uitvoerpariteitsprys bereken kan word - dit kan varieer volgens behoefte
This is <b>only an example</b> of how an export parity price can be calculated - it can vary according to need					
FOB Gulf value (\$/t)	250.00	288.00	287.00	1470.00	VAB Golfwaarde (\$/t)
Difference in quality and locality of SA <sup>1</sup> Maize: Plus US\$10 (\$/t) Groundnuts: Less 3,5% of fob value	\$10.00			96,5%	<sup>1</sup> Kwaliteits- en liggingsverskil van SA Mielies: Plus VSA\$10 (\$/t) Grondbone: Min 3,5% van vab waarde
SA fob price (\$/t)	260.00	288.00	287.00	1418.55	SA vab prys (\$/t)
Exchange rate (1\$=): (2021/02/02) <sup>2</sup> FOB Gulf value (R/t)	14.9399 3884.37	14.9399 4302.69	14.9399 4287.75	14.9399 21193.00	<sup>2</sup> Wisselkoers (1\$=): (2021/02/02) VAB Golfwaarde (R/t)
<b>Marketing costs:</b>					<b>Bemarkings koste:</b>
Financing (Prime rate 7.00% - 30 days) (R/t)	22.35	24.76	24.67	121.93	Finansieringskoste (Primakoers 7.00% - 30 dae) (R/t)
Railage: <sup>3</sup> Randfontein – Durban harbour	517.52	517.52	517.52	-	<sup>3</sup> Spoorvrag: Randfontein – Durbanhawe
Loading costs: (R/t) <sup>4</sup> Durban Harbour (Mainly spout method)	207.60	213.20	213.20	552.71	<sup>4</sup> Oplaaikoste: (R/t) Durbanhawe (Hoofsaaklik regter metode)
<b>EXPORT REALISATION (R/t):</b> Randfontein	<b>3136.90</b>	<b>3547.21</b>	<b>3532.36</b>	<b>20518.36</b>	<b>UITVOER REALISASIE (R/t):</b> Randfontein

Difference in quality and locality of SA

As from 14 June 2012, the discount/rebate will no longer be used to calculate Reserve Bank

Railage costs:

Loading costs, received from Mainport Africa Shipping:

Included: Cargo dues, handling, wharf supervision, agency/documentation,

1

2

3

4

Kwaliteits- en liggingsverskil van SA

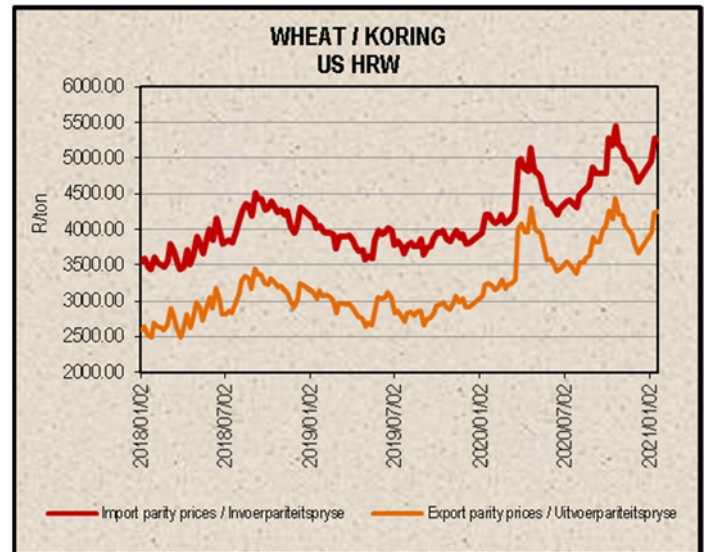
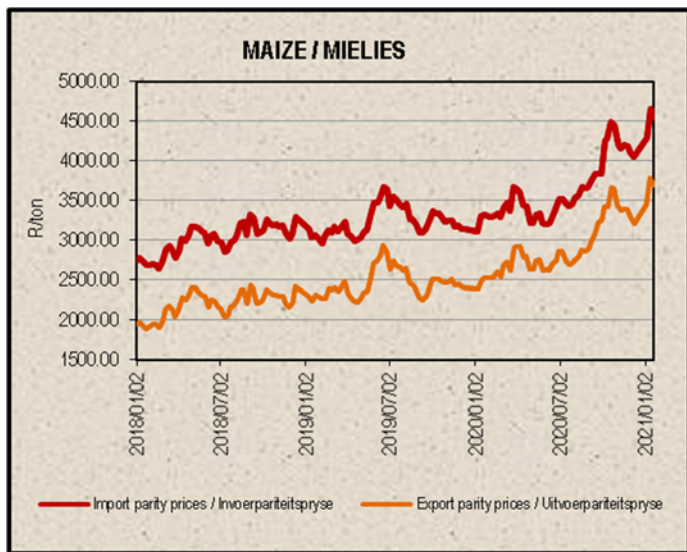
Vanaf 14 Junie 2012 sal die diskonto/premie nie meer gebruik word by die

Reserwebank

Spoorvrag koste:

Oplaaikoste, ontvang van Mainport Africa Shipping:

Ingestuit: Kaaigelde, hantering, kaaitoesig, agente/dokumentasie, logistiek &



## 12. WEATHER

For local weather, please follow the link below:

<https://www.accuweather.com/en/za/south-africa-weather>

## 12. WEER

Vir plaaslike weer, volg asseblief die onderstaande skakel:

<https://www.accuweather.com/en/za/south-africa-weather>

### *Sources / Bronne:*

*(a) = Safex; (b) = International Grains Council; (c) = SAGIS;*

*(d) = CBOT; (e) = KCBT; (f) = Oil World; (g) = Georgalos Peanut World.*

*\* Formula according to ITAC (International Trade Administration Commission of South Africa)/  
Formule volgens ITAC (International Trade Administration Commission of South Africa)*

### *SAGIS*

Nico Hawkins

General Manager / Hoofbestuurder

**Indemnity/Vrywaring:** Although everything has been done to ensure the accuracy of the information, neither SAGIS nor any of its directors or employees takes any responsibility for actions or losses that might occur as a result of the usage of this information. / Alhoewel alles gedoen is om te verseker dat die inligting korrek is, aanvaar nie SAGIS of enige van sy direkteure of werknemers verantwoordelikheid vir enige aksies of verliese as gevolg van die inligting wat gebruik is nie.