

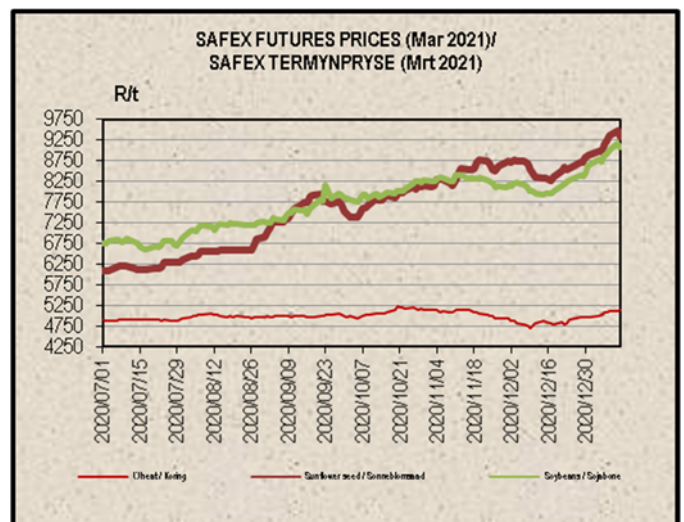
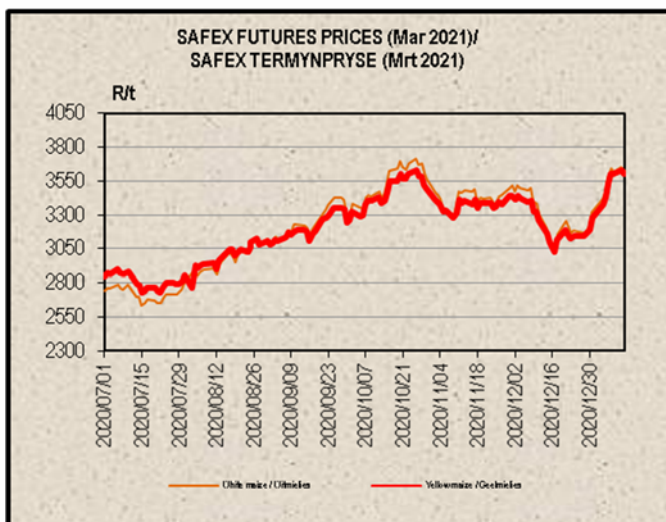
SAGIS WEEKLY BULLETIN / SAGIS WEEKLIKSE BULLETIN

1. PRODUCER DELIVERIES:	1. PRODUSENTELEWERINGS:
http://www.sagis.org.za/weekly_prod_deliveries.html	
2. IMPORTS, EXPORTS & MAIZE INTENTIONS:	2. INVOERE, UITVOERE & MIELIE INTENSIES:
http://www.sagis.org.za/weekly_imp-exp.html	

3. DOMESTIC PRICES PER SAFEX (R/t)(a)

3. PLAASLIKE PRYSE VOLGENS SAFEX (R/t)(a)

Commodity	Future Prices / Termynpryse (2021/01/12) R/ton					Kommoditeit
	Jan-21	Mar-21	May-21	Jul-21	Sep-21	
White maize	3678.00	3629.00	3139.00	3059.00	3115.00	Witmielies
Yellow maize	3628.00	3600.00	3214.00	3174.00	3233.00	Geelmielies
Wheat	5086.00	5161.00	5184.00	5215.00	4900.00	Koring
Sunflower	9350.00	9328.00	8327.00	8356.00	8 513.00	Sonneblom
Soybeans	9558.00	9079.00	8244.00	8347.00	8 441.00	Sojabone
Sorghum	n/a	4260.00	3850.00	3700.00	n/a	Sorghum



Directors/Direkteure:

Boshoff JDW (Mr/Mnr), Briedenhann E (Dr) (Vice-Chairperson /Onder Voorsitter), Make BB (Mr/Mnr), Mohane HT (Mr/Mnr), Nebe AAA (Mr/Mnr), Ngejane Z (Mr/Mnr), Purchase JL (Dr) Chairperson/Voorsitter, Purnell M (Ms/Me) (Vice-Chairperson /Onder Voorsitter)

Alternate Directors/Alternatiewe Direkteure: General Manager/Hoofbestuurder:

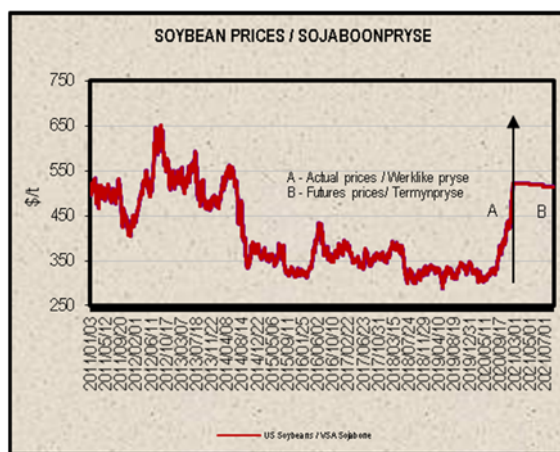
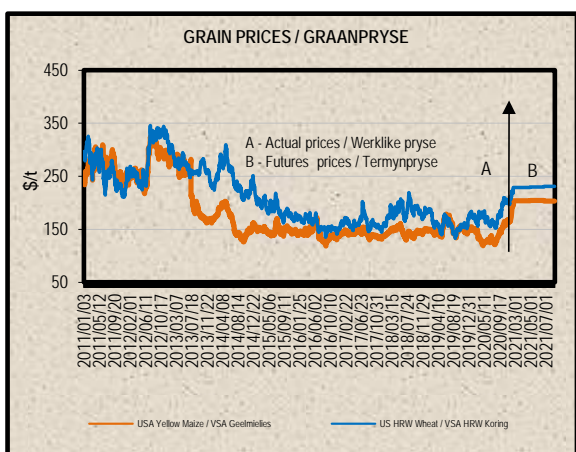
Groothof WJ (Mr/Mnr), Penny GR (Mr/Mnr), Schoonwinkel BC (Mr/Mnr), Van der Merwe JM (Ms/Me)
Hawkins NJ (Mr/Mnr)

http://www.sagis.org.za/import_tariffs.html

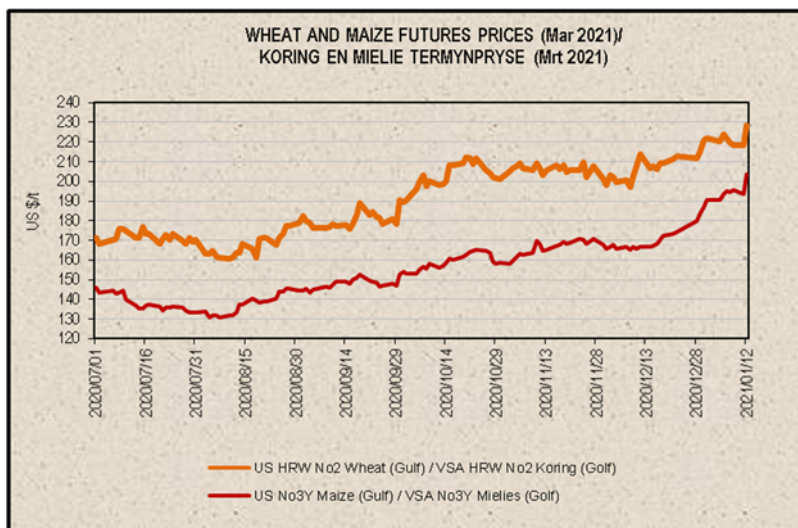
5. PRICES – INTERNATIONAL (US\$/t)

5. PRYSE - INTERNASIONAAL (VSA\$/t)

FOB (US\$/t)	Export Quotations/ Uitvoerkwotasie (b)(f)(g)				VAB (VSA\$/t)
	2021/01/12	2021/01/05	2020/12/08	2020/12/01	
US No 2 HRW Wheat (Gulf)	289.00	284.00	258.00	261.00	VSA No 2 HRW Koring (Golf)
US DNS Wheat 14% PNW	303.00	298.00	277.00	283.00	VSA DNS Koring 14% PNW
Argentine Wheat (Up River)	284.00	270.00	263.00	263.00	Argentynse Koring (Up River)
EC (France) Wheat (grade 1)	284.00	280.00	257.00	259.00	EU (Frankryk) Koring (graad 1)
EC (Germany) B Quality Wheat	282.00	278.00	258.00	261.00	EU (Duitsland) B Kwaliteit Koring
Russia Milling 12.5%	276.00	272.00	253.00	254.00	Swart See Maalkoring
US No 3Y Maize (Gulf)	249.00	239.00	217.00	218.00	VSA No3Y Mielies (Golf)
Argentine Maize (Up River)	261.00	253.00	227.00	228.00	Argentynse Mielies (Up River)
US Sorghum (Gulf)	326.00	314.00	283.00	283.00	VSA Sorghum (Golf)
Argentine Sorghum (Up River)	217.00	217.00	217.00	217.00	Argentynse Sorghum (Up River)
US Soybeans (Gulf)	561.00	535.00	463.00	473.00	VSA Sojabone (Gulf)
Argentine Soybeans (Up River)	574.00	547.00	486.00	488.00	Argentynse Sojabone (Up River)
Canadian Canola	594.00	564.00	499.00	489.00	Kanadese Canola
Argentine Groundnuts Runners 40/50	1520.00	1520.00	1470.00	1470.00	Argentynse Grondbone 40/50 Runners
US Groundnuts Runners 40/50 shelled	1514.00	1514.00	1515.00	1466.00	VSA Grondbone 40/50 Runners uitgedop
Australian Malting Barley (Commander Malt)	230.00	224.00	207.00	219.00	Australiese Moutgars (Commander Mout)



Futures prices (US\$/t) / Termynpryse (VSA\$/t) (d)(e) (2021/01/12)							
Commodity	Mar-21	May-21	Jul-21	Sep-21	Dec-21	Mar-22	Kommoditeit
US No3 Yellow maize	203.61	204.32	203.22	188.81	180.07	181.88	VSA No3 Geelmielies
US No2 HRW wheat	228.69	230.09	230.75	232.22	234.79	235.97	VSA No2 HRW koring
US Soybeans	521.10	519.41	514.19	455.47	N/A	417.48	VSA Sojabone



6. LOWEST REPRESENTATIVE ASKING PRICES
(US\$/t)(f)(g)(Prices of previous week)

6. LAAGSTE VERTEENWOORDIGENDE PRYSE GEVRA
(Pryse van vorige week)(VSA\$/t)(f)(g)

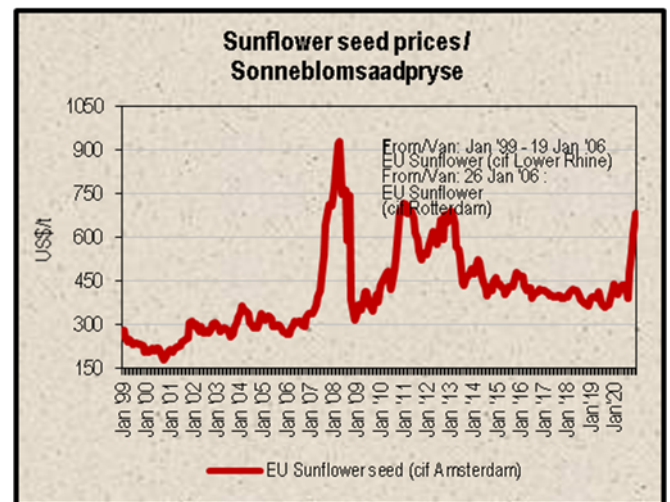
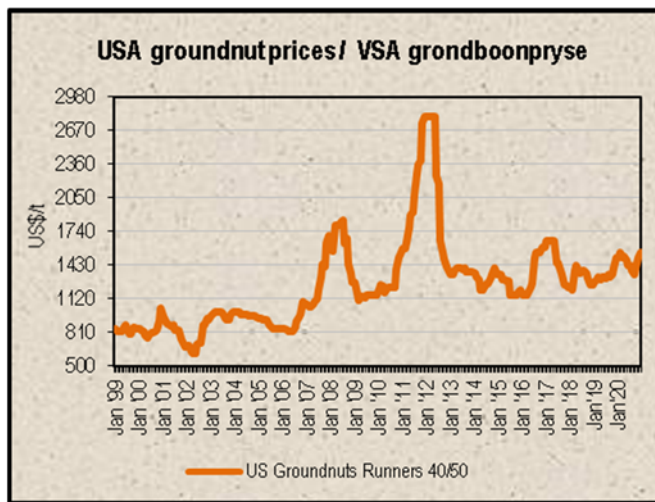
US\$/t	2021/01/07	2020/12/30	Change/ Verandering	VSA\$/t
Soybeans, USA, c.i.f. Rotterdam	568	530	7.2%	Sojabone, VSA, k.a.v. Rotterdam
Groundnuts, USA Runners 40/50*	1550	1550	0.0%	Grondbone, VSA Runners 40/50*
Groundnuts, Argentine Runners 40/50*	1600	1600	0.0%	Grondbone, Argentynse Runners 40/50*
Sunflower seed, EU c.i.f. Amsterdam	685**	685	0.0%	Sonneblomsaad, EU k.a.v. Amsterdam
Sunflower seed, fob Black Sea	660**	660	0.0%	Sonneblomsaad, Swart See
Sunflower-oil, EU (fob) N.W. Europe	1320	1235	6.9%	Sonneblom-olie, EU (vab) N.W. Eur.
Rapeseed, Europe, 00, c.i.f. Hamburg	530	513	3.3%	Raapsaad, Europa, 00, k.a.v. Hamburg

* Shelled, c.i.f. Rotterdam

* Uitgedop k a v Rotterdam

** No prices received for 2021/01/07

** Geen pryse ontvang vir 2021/01/07



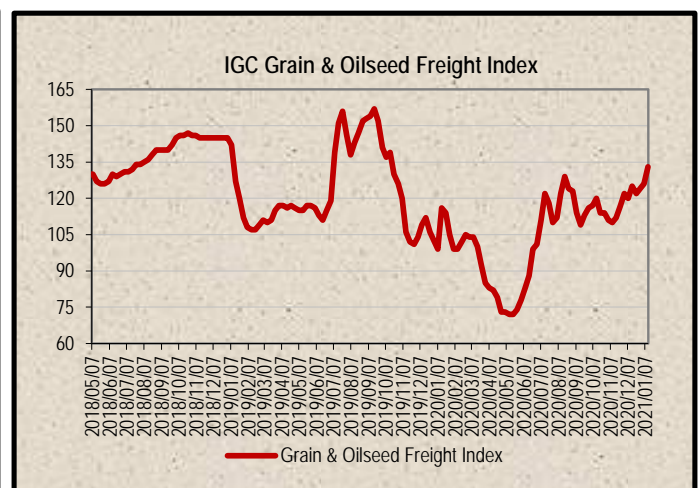
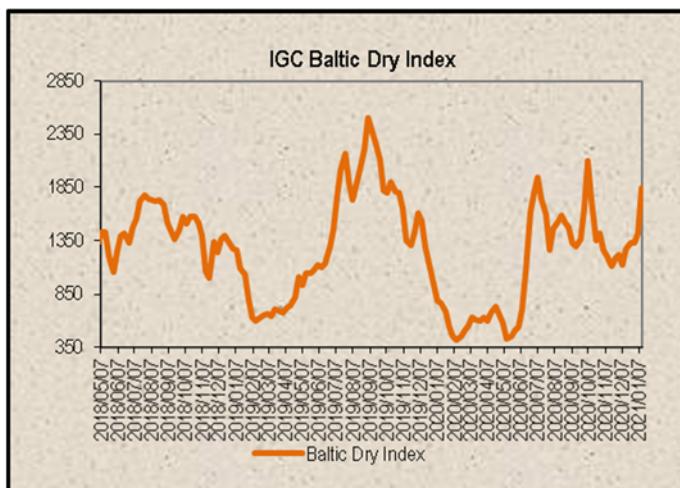
7. IGC FREIGHT INDICES (b)*

7. IGC VRAG INDEKSE (b)*

IGC FREIGHT INDICES / IGC VRAG INDEKSE							
	2020/12/08	2020/12/15	2020/12/22	2020/12/29	2021/01/05	2021/01/12	
Baltic Dry Index	1121	1273	1330	-	1418	1849	Graan & Oliesade Vrag Indeks*
Grain & Oilseeds Freight Index*	120	125	122	124	126	133	Baltiese Droë Indeks

* IGC's Grain & Oilseeds Freight Index (GOFI) represents 250 grain routes. The first week of January 2013 is taken as the index base of 100.

* IGC se Graan & Oliesade Vrag Indeks (GOVI) verteenwoordig 250 graanroetes. Die eerste week van Januarie 2013 word gebruik as die indeks basis van 100.



8. IMPORT PARITY PRICES – SUMMER GRAINS (b)(c)

8. INVOERPARITEITPRYSE - SOMERGRANE (b)(c)

INVOERPARITEITPRYSE VAN SOMERGRANE (BTW UITGESLT) SOOS OP				2021/01/12		IMPORT PARITY PRICES OF SUMMER GRAINS (VAT EXCL) AS ON	
ITEM	Nota/ Note	Mielies/Maize	Mielies/Maize	Sorghum	Sorghum	Sorghum	ITEM
		VSA/ USA Golf/Gulf (no.3Y)	Argentynse/ Argentine Up River	VSA/ USA Golf/Gulf	Argentynse/ Argentine Up River	Australiese/ Australian Brisbane	
		\$/t	\$/t	\$/t	\$/t	\$/t	
Internasionale VAB pryse	a	249.00	261.00	326.00	217.00	273.00	International FOB prices
Vraggeld	b	36.00	26.00	36.00	26.00	27.00	Freight Rates
Assuransie (0.3% van VAB)		0.75	0.78	0.98	0.65	0.82	Insurance (0.3% of FOB)
1 KOSTE, ASSURANSIE EN VRAG (KAV) \$/T		285.75	287.78	362.98	243.65	300.82	1 COST, INSURANCE AND FREIGHT (CIF) \$/T
<i>Omskakel na R/t</i>							<i>Converted to R/t</i>
R/\$ Wisselkoers op: 2021/01/12	c	15.4843	15.4843	15.4843	15.4843	15.4843	R/\$ Exchange rate on: 2021/01/12
2 KOSTE, ASSURANSIE EN VRAG (KAV) R/t		R/t	R/t	R/t	R/t	R/t	2 COST, INSURANCE AND FREIGHT (CIF) R/t
		4424.64	4456.07	5620.49	3772.75	4657.99	
Finansieringskoste	d	25.46	25.64	32.34	21.71	26.80	Financing cost
3 KOSTE, ASSURANSIE, VRAG EN FINANSIERING R/t		4450.10	4481.71	5652.83	3794.46	4684.79	3 COST, INSURANCE, FREIGHT AND FINANCING R/t
Aflaaiikoste:	e,f						Discharging cost:
- Kaapstad		212.55	212.55	n/a	n/a	n/a	- Cape Town
- Durban		202.93	202.93	202.93	202.93	202.93	- Durban
Invoertarif	g	0.00	0.00	151.44	100.80	126.82	Import Tariff
4 VRYOP SPOOR (VOS) R/t							4 FREE ON RAIL (FOR) R/t
- Kaapstad		4662.65	4694.26	n/a	n/a	n/a	- Cape Town
- Durban		4653.03	4684.64	5804.27	3895.26	4811.61	- Durban
Spoorvragkoste	h						Railage cost
- Durban na Randfontein		517.52	517.52	517.52	517.52	517.52	- Durban to Randfontein
5 GELEWER:							5 DELIVERED:
- Durban na Randfontein R/ton		5170.55	5202.16	6321.79	4412.78	5329.13	- Durban to Randfontein R/ton

Notas/Notes:

a Bron van pryse en vraggeld : IGC GMI
Source of prices and freight rates: IGC GMI

2021/01/12

Termyn / Term	US\$/ton (VAB/FOB)	Vraggeld/Freight Rate:	US\$/ton
Jan 2021	249.00	US Golf / Gulf	36.00
Jan 2021	261.00	Argentinië / Argentina	26.00
Jan 2021	326.00	Australië/Australië (Fremantle)	27.00
Mrt/Mar 2021	217.00		
Mrt/Mar 2021	273.00		

b Vraggeld: bereken vir vragte van +/- 20 000 - 30 000t. / Freight rates: calculated for freights of +/- 20 000 - 30 000t.

c Reserwebank / Reserve Bank

d Finansieringskoste: 30 000t @ KAV @ primakoers vir 30 dae. Bron/Source: SARB 7.00% 2020/07/24
Financing cost: 30 000t @ CIF @ prime rate for 30 days.

	Mielies/Maize:	Sorghum
Kaapstad / Cape Town:	212.55	n/a
Durban:	202.93	202.93

e Aflaaiikoste / Discharging costs (R/ton):

Bron / Source: Mainport Africa Shipping

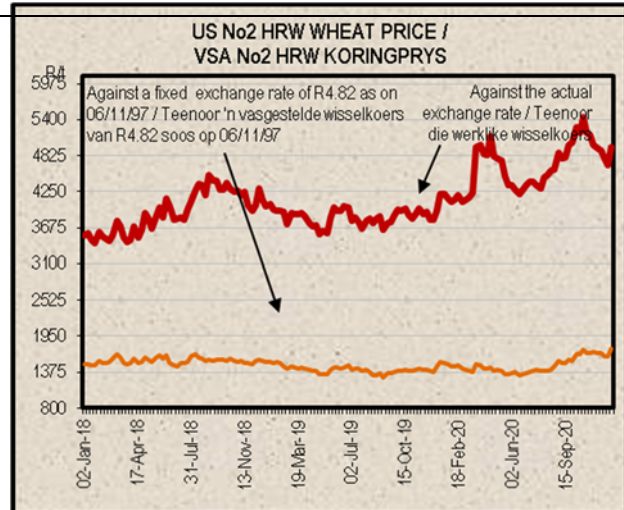
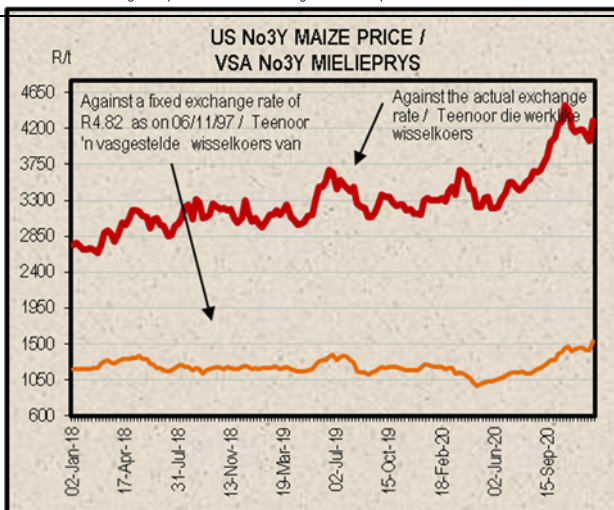
f Ingesluit: Kaai gelde, hantering, kaaitoetsing, agente/dokumentasie, logistiek & opnames (inspeksie van skeepsvrag) /
Included: Wharfage, handling, wharf supervision, agent/documentation, logistic & survey (inspection of shipload).
Uitgesluit: Gesondheidsinspeksie-, skeepagentskapfooi, strooktoetsingsfooi vir GMO, opbergingskoste asook BTW en invoerbelasting /
Excluded: Health inspection fee, Ship agency fee, strip testing fees for GMO, storage costs as well as VAT and import duty.

N.B: Stegs 'n aanduiding, aangesien koste van opname beding kan word / N.B: Indication only, as cost of survey can be negotiated.

g Invoertarif / Import Tariff:

Mielies/Maize = Vry / Free
Sorghum = 3% op VAB / on FOB

h Neem asb. kennis van die verandering in Spoorwet se standaard spoorvrag op 1 April 2019, na R517.52.
Please note the change in Spoorwet's standard railage cost on 1 April 2019 to R517.52.



9. IMPORT PARITY PRICES – WINTER CEREALS (b)(c)

9. INVOERPARITEITPRYSSE - WINTERGRANE (b)(c)

INVOERPARITEITPRYSSE VAN WINTERGRANE (BTW UITGESLT) SOOS OP		2021/01/12		IMPORT PARITY PRICES OF WINTER CEREALS (VAT EXCL) AS ON				
ITEM	Nota / Note	Koring/Wheat	Koring/Wheat	Koring/Wheat	Koring/Wheat	Koring/Wheat	Gars/Barley	ITEM
		VSA/ USA Golf/Gulf HRW	VSA/ USA PNW DNS	Argentynse/ Argentine Up River Trigo Pan	EU Duitsland/ Germany Hamburg B kwaliteit/ quality	Russies/ Russian Black Sea 12.50%	Australiese/ Australian Adelaide Mout/Malting	
Internasionale VAB pryse	a	289.00	303.00	284.00	282.00	276.00	230.00	International FOB prices
Vraggeld	b	36.00	36.00	26.00	33.00	39.00	28.00	Freight Rates
Assuransie (0.3% van VAB)		0.87	0.91	0.85	0.85	0.83	0.69	Insurance (0.3% of FOB)
1 KOSTE, ASSURANSIE EN VRAG (KAV) \$/T		325.87	339.91	310.85	315.85	315.83	258.69	1 COST, INSURANCE AND FREIGHT (CIF) \$/T
<i>Omskakel na R/t</i>								<i>Converted to R/t</i>
R/\$ Wisselkoers op: 2021/01/12	c	15.4843	15.4843	15.4843	15.4843	15.4843	15.4843	R/\$ Exchange rate on: 2021/01/12
2 KOSTE, ASSURANSIE EN VRAG (KAV) R/t		5045.87	5263.27	4813.29	4890.72	4890.41	4005.63	2 COST, INSURANCE AND FREIGHT (CIF) R/t
Finansieringskoste	d	29.03	30.28	27.69	28.14	28.14	23.05	Financing cost
3 KOSTE, ASSURANSIE, VRAG EN FINANSIERING R/t		5074.90	5293.55	4840.98	4918.86	4918.55	4028.68	3 COST, INSURANCE, FREIGHT AND FINANCING R/t
Aflaaikoste	e, f							Discharging cost
3.1 Kaapstad (Hoofsaaklik kaaihyskraan metode)		212.55	212.55	212.55	212.55	212.55	212.55	3.1 Cape Town (Mainly shore cranes method)
3.2 Durban (Hoofsaaklik suig-in-silo metode)		202.93	202.93	202.93	202.93	202.93	202.93	3.2 Durban (Mainly suction into silo method)
Invoertarif op koring	g	544.20	544.20	544.20	544.20	544.20	0.00	Import Tariff on wheat
4 VRY OP SPOOR (VOS) R/t								4 FREE ON RAIL (FOR) R/t
4.1 Kaapstadhawe		5831.65	6050.30	5597.73	5675.61	5675.30	4241.23	4.1 Cape Town Harbour
4.2 Durbanhawe		5822.03	6040.68	5588.11	5665.99	5665.68	4231.61	4.2 Durban Harbour
Spoorvragkoste	h							Railage cost
- Kaapstad na Paarl		134.04	134.04	134.04	134.04	134.04	n/a	- Cape Town to Paarl
- Durban na Randfontein		517.52	517.52	517.52	517.52	517.52	517.52	- Durban to Randfontein
5 GELEWER:								5 DELIVERED:
- Kaapstad na Paarl R/ton		5965.69	6184.34	5731.77	5809.65	5809.34	n/a	- Cape Town to Paarl R/ton
- Durban na Randfontein R/ton		6339.55	6558.20	6105.63	6183.51	6183.20	4749.13	- Durban to Randfontein R/ton

Notas/Notes:

2021/01/12

- a Bron van pryse en vraggeld : IGC GMI
Source of prices and freight rates: IGC GMI

Koring/Wheat: HRW No 2 (Hard Red Winter) Golf / Gulf
Koring/Wheat: DNS 14% No 2 (Dark Northern Spring) Golf / Gulf
Koring/Wheat: Argentinië / Argentine (Up River) Trigo Pan
Koring/Wheat: EU (Duitsland / Germany) B kwaliteit / quality
Koring/Wheat: Russian Milling 12.5%
Gars/Barley: Australiese moutgars/Australian malting barley (Adelaide)

Termyn / Term	VAB/FOB	Vraggeld / Freight Rate:	US\$/ton	Gars/Barley =
	US\$/ton			US\$ + 1
Jan 2021	289.00	VSA/USA (Golf / Gulf)	36.00	
Jan 2021	303.00	Argentinië / Argentina (Upriver)	26.00	
Jan 2021	284.00	EU (Rouen/Hamburg)	33.00	34.00
Jan 2021	282.00	Australië / Australia (Fremantle)	27.00	28.00
Jan 2021	276.00	Rusland/Russia (Novorossiysk)	39.00	
Jan 2021	230.00			

- b Vraggeld: bereken vir vragte van +/- 20 000 - 30 000t. / Freight rates: calculated for freights of +/- 20 000 - 30 000t.

- c Reserwebank / Reserve Bank

- d Finansieringskoste: 30 000t @ KAV @ primakoers vir 30 dae. Bron/Source: SARB 7.00% 2020/07/24

- Financing cost: 30 000t @ CIF @ prime rate for 30 days.

- e Aflaaikoste / Discharging cost (R/ton):
Bron / Source: Mainport Africa Shipping

	Koring/Wheat:	Gars/Barley:
Kaapstad /	212.55	212.55
Durban:	202.93	202.93

- f Ingesluit: Kaaigelde, hantering, kaaibesig, agente/dokumentasie, logistiek & opnames (inspeksie van skeepsvrag).

Included: Wharfage, handling, wharf supervision, agent/documentation, logistic & survey (inspection of shipload).

Uitgesluit: Gesondheidsinspeksie-, skeepagentskapfooi, strooktoetsingsfooi vir GMO, opbergingskoste asook BTW en invoerbelasting.

Excluded: Health inspection fee, Ship agency fee, strip testing fees for GMO, storage costs as well as VAT and import duty.

N.B: Slegs 'n aanduiding, aangestien koste van opname beding kan word / N.B: Indication only, as cost of survey can be negotiated.

- g Invoertarif / Import Tariff:

Koring/Wheat = R544.20 p/ton

Gars/Barley = Vry/Free

- h Neem asb. kennis van verandering in Spoornet se standaard spoorvrag op 1 April 2019 soos volg:

Kaapstad na Paarl R134.04 en Durban na Randfontein R517.52

Please note the change on 1 April 2019, in Spoornet's standard railrage cost as follows:

Cape Town to Paarl R134.04 and Durban to Randfontein R517.52

10. IMPORT PARITY PRICES – OIL SEEDS (b)(c)(f)(g)

10. INVOERPARITEITPRYSE - OLIESADE (b)(c)(f)(g)

INVOERPARITEITPRYSE VAN OLIESADE (BTW UITGESLT) SOOS OP											2021/01/12											IMPORT PARITY PRICES OF OIL SEEDS (VAT EXCL) AS ON										
ITEM	Nota/ Note	Sojabone/ Soybeans	Sojabone/ Soybeans	Sojabone/ Soybeans	Sonneblom/ Sunflower	Sonneblom/ Sunflower	Canola	Grondbone/ Groundnuts	Grondbone/ Groundnuts	ITEM																						
		VSA/ USA Golf/Gulf	Argentynse/ Argentine Up River	Brazilië/ Brazil Paranagua	EU Franse/ French Bordeaux	Swart See / Black Sea	Kanadese/ Canadian Vancouver	Argentynse/ Argentine Raw Runners 40/50	VSA/ USA Raw Runners 40/50																							
Internasionale VAB pryse	a	\$/t	\$/t	\$/t	\$/t						International FOB prices																					
Vraggeld	b	561.00	574.00	550.00	656.00	660.00	594.00	1520.00	1514.00	i	Freight Rates																					
Assuransie (0.3% van VAB)		36.00	26.00	26.00	33.00	39.00	38.00	80.00	36.00		Insurance (0.3% of FOB)																					
1 KOSTE, ASSURANSIE EN VRAG (KAV) \$/T		1.68	1.72	1.65	1.97	1.98	1.78	4.56	4.54		1 COST, INSURANCE AND FREIGHT (CIF) \$/T																					
<i>Omskakel na R/</i>											<i>Converted to R/</i>																					
R/\$ Wisselkoers op: 2021/01/12	c	598.68	601.72	577.65	690.97	700.98	633.78	1604.56	1554.54		R/\$ Exchange rate on: 2021/01/12																					
2 KOSTE, ASSURANSIE EN VRAG (KAV) R/T		15.4843	15.4843	15.4843	15.4843	15.4843	15.4843	15.4843	15.4843		2 COST, INSURANCE AND FREIGHT (CIF) R/T																					
		R/t	R/t	R/t	R/t		R/t	R/t	R/t																							
3 KOSTE, ASSURANSIE EN VRAG EN FINANSIERING R/T	d	9270.14	9317.21	8944.51	10699.19	10854.18	9813.64	24845.49	24070.96		3 COST, INSURANCE AND FREIGHT (CIF) R/T																					
Finansieringskoste		53.34	53.61	51.46	61.56	62.45	56.46	142.95	138.49		Financing cost																					
3 KOSTE, ASSURANSIE, VRAG EN FINANSIERING R/T		9323.48	9370.82	8995.97	10760.75	10916.63	9870.10	24988.44	24209.45		3 COST, INSURANCE, FREIGHT AND FINANCING R/T																					
Aflaaiikoste: Durban	e, f	202.93	202.93	202.93	202.93	202.93	202.93	447.84	447.84		Discharging cost: Durban																					
Invoertarif:	g	694.94	711.04	681.31	0.00	0.00	919.77	2353.61	2344.32		Import Tariff:																					
4 VRY OP SPOOR (VOS) R/t: Durban		10221.35	10284.79	9880.21	10963.68	11119.56	10992.80	27789.89	27001.61		4 FREE ON RAIL (FOR) R/t: Durban																					
Spoorvragkoste	h										Railage cost																					
- Durban na Randfontein		517.52	517.52	517.52	517.52	517.52	517.52	-	-		- Durban to Randfontein																					
5 GELEWER:											5 DELIVERED:																					
- Durban na Randfontein R/ton		10738.87	10802.31	10397.73	11481.20	11637.08	11510.32	-	-		- Durban to Randfontein R/ton																					

Notas/Notes:

a Bron van pryse en vraggeld / Source of prices and freight rates : IGC (GMI), Georgalos Peanut World & Oilworld

2021/01/12

Termyn / Term	US\$/ton (VAB/FOB)	Vraggeld/Freight Rate:	US\$/ton	
Sojabone/Soybeans: VSA/USA (Golf/Gulf)	Jan 2021	561.00	US Golf / Gulf	36.00
Sojabone/Soybeans: Argentinië/Argentina (Up River)	Jan 2021	574.00	Argentinië / Argentina	26.00
Sojabone/Soybeans: Brazilië/Brazil (Paranagua)	Feb 2021	550.00	EEC (Bordeaux/Hamburg)	33.00
Sonneblom/Sunflower: EU Frankryk/France (Bordeaux)	Jan 2021	656.00	Kanada/Canada (St Lawrence)	38.00
Sonneblom/Sunflower: Swart See/Black Sea	Jan 2021	660.00	Rusland / Russia (Novorossiysk)	39.00
Canola: Kanada/Canada (Vancouver)	Jan 2021	594.00	Grondbone/Groundnuts (ARG)	80.00
Grondbone/Groundnuts: Argentinië/Argentina (Raw Runner 40/50)	Feb 2021	1520.00		
Grondbone/Groundnuts: VSA/USA (Runners 40/50)	Jan 2021	1514.00		

b Vraggeld: bereken vir vragte van +/- 20 000 - 30 000t. / Freight rates: calculated for freights of +/- 20 000 - 30 000t.

c Reserwebank / Reservebank

d Finansieringskoste: 30 000t @ KAV @ primakoers vir 30 dae. Bron/Source: SARB 7.00% 2020/07/24

Financing cost: 30 000t @ CIF @ prime rate for 30 days.

e Aflaaiikoste / Discharging costs (R/ton):

	Sojabone/ Soybeans	Sonneblom/ Sunflower	Canola	Grondbone/ Groundnuts
Bron / Source: Mainport Africa Shipping	Durban:	202.93	202.93	447.84

f Aflaaiikoste / Discharging fees:

Ingesluit: Kaai gelde, hantering, kaaitoetsing, agente/dokumentasie, logistiek & opnames (inspeksie van skeepsvrag) /

Included: Wharfage, handling, wharf supervision, agent/documentation, logistic & survey (inspection of shipload).

Uitgesluit: Gesondheidsinspeksie-, skeepagentskapfoel, strooktoetsingsfoel vir GMO, opbergingskoste asook BTW en invoerbelasting /

Excluded: Health inspection fee, Ship agency fee, strip testing fees for GMO, storage costs as well as VAT and import duty.

N.B: Slegs 'n aanduiding, aangesien koste van opname beding kan word / N.B: Indication only, as cost of survey can be negotiated.

g Invoertarif / Import Tariff:

Sojabone/Soybeans = 8% op VAB / on FOB

Sonneblom/Sunflower = Vry / Free

Canola = 10% op VAB / on FOB

Grondbone/Groundnuts = 10% op VAB / on FOB

h Neem asb. kennis van die verandering in Spoorwet se standaard spoorvrag op 1 April 2019, na R517.52

Please note the change on 1 April 2019 in Spoorwet's standard railage cost to R517.52

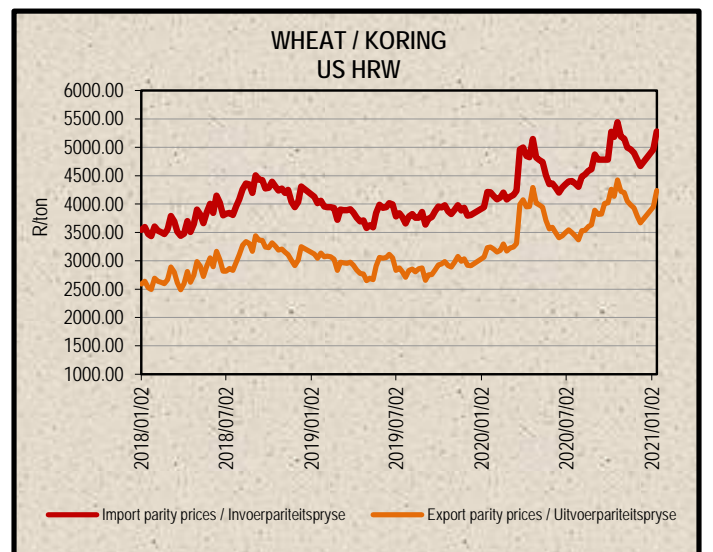
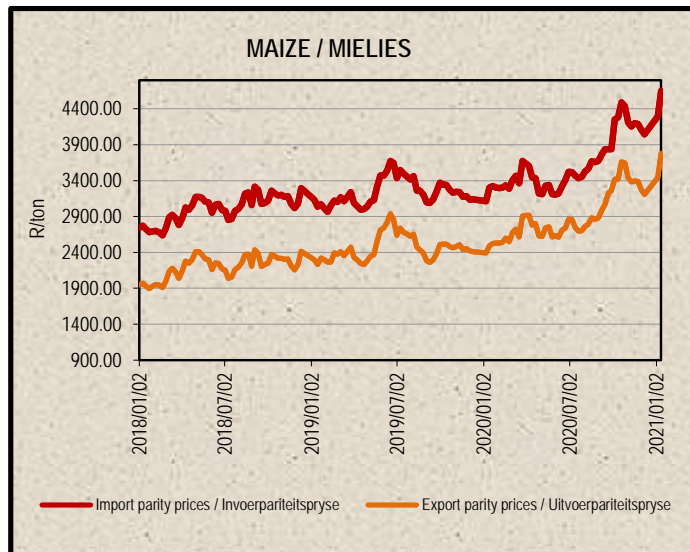
i Kwotasies is k.a.v. pryse. VAB pryse dus berekende pryse (kav minus vraggeld) / Quotes are c.i.f. prices. FOB prices are therefore calculated prices (cif minus freight rates).

11. EXPORT PARITY PRICES (b)(c)

11. UITVOERPARITEITPRYSE (b)(c)

INDICATIVE EXPORT PARITY PRICES AS ON	2021/01/12				AANDUIDENDE UITVOERPARITEITSPRYSE SOOS OP
This is only an example of how an export parity price can be calculated - it can vary according to need	US No3Y Maize/ Mielies Gulf/Golf (b) Jan 2021	US HRW Wheat/Koring Gulf/Golf (b) Jan 2021	US DNS 14% Wheat/Koring PNW (b) Jan 2021	Argentine Raw Runner 40/50 Groundnuts/ Grondbone (f) Feb 2021	Hierdie is slegs 'n voorbeeld van hoe 'n uitvoerpariteitsprys bereken kan word - dit kan varieer volgens behoefte
FOB Gulf value (\$/t)	249.00	289.00	303.00	1520.00	VAB Golfwaarde (\$/t)
Difference in quality and locality of SA ¹ Maize: Plus US\$10 (\$/t) Groundnuts: Less 3,5% of fob value	\$10.00			96,5%	¹ Kwaliteits- en liggingsverskil van SA Mielies: Plus VSA\$10 (\$/t) Grondbone: Min 3,5% van vab waarde
SA fob price (\$/t)	259.00	289.00	303.00	1466.80	SA vab prys (\$/t)
Exchange rate (1\$=): (2021/01/12) ²	15.4843	15.4843	15.4843	15.4843	² Wisselkoers (1\$=): (2021/01/12)
FOB Gulf value (R/t)	4010.43	4474.96	4691.74	22712.37	VAB Golfwaarde (R/t)
Marketing costs:					Bemarkings koste:
Financing (Prime rate 7.00% - 30 days) (R/t)	23.07	25.75	26.99	130.67	Finansieringskoste (Primakoers 7.00% - 30 dae) (R/t)
Railage: ³ Randfontein – Durban harbour	517.52	517.52	517.52	-	³ Spoorvrag: Randfontein – Durbanhawe
Loading costs: (R/t) ⁴ Durban Harbour (Mainly spout method)	207.60	213.20	213.20	552.71	⁴ Oplaaikoste: (R/t) Durbanhawe (Hoofsaaklik tregter metode)
EXPORT REALISATION (R/t): Randfontein	3262.24	3718.49	3934.03	22028.99	UITVOER REALISASIE (R/t): Randfontein

Difference in quality and locality of SA As from 14 June 2012, the discount/rebate will no longer be used to calculate Reserve Bank	1	Kwaliteits- en liggingsverskil van SA Vanaf 14 Junie 2012 sal die diskonto/premie nie meer gebruik word by die Reserwebank
Railage costs:	3	Spoorvrag koste:
Loading costs, received from Mainport Africa Shipping: Included: Cargo dues, handling, wharf supervision, agency/documentation,	4	Oplaaikoste, ontvang van Mainport Africa Shipping: Ingesluit: Kaaigelde, hantering, kaaitoesig, agente/dokumentasie, logistiek &



12. WEATHER

For local weather, please follow the link below:

<https://www.accuweather.com/en/za/south-africa-weather>

12. WEER

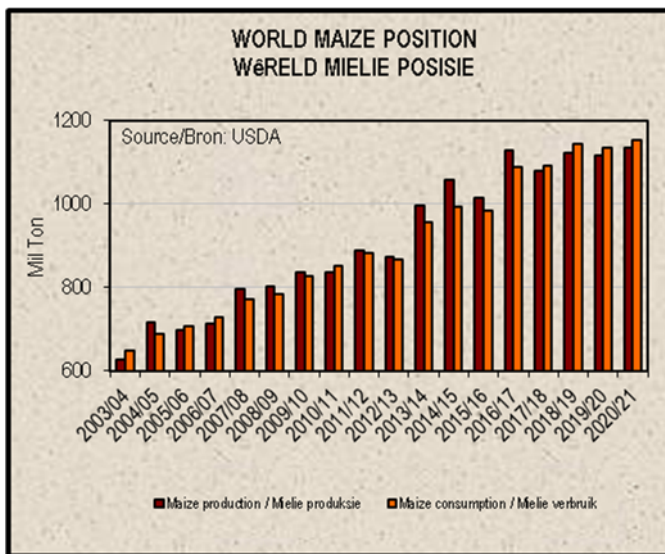
Vir plaaslike weer, volg asseblief die onderstaande skakel:

<https://www.accuweather.com/en/za/south-africa-weather>

13. SUNDRIES (h)

13. DIVERSE (h)

World Balance Sheet / Wêreld Balansstaat (2021/01/12)										
Million Ton	2020/21									Miljoen Ton
	Maize Mielies	Wheat Koring	Barley Gars	Sorghum	Oats Hawer	Ground-nuts Grond-bone	Canola/ Rape-seed	Soybeans Sojabone	Sunflower seed Sonne-blomsaad	
Production	1 134	773	157	62	25	47	69	361	50	Produksie
Consumption	1 153	760	157	61	25	19	68	322	46	Verbruik
Trade	181	192	29	9	3	4	15	167	3	Handel
Stock	284	317	20	4	3	4	5	84	2	Voorraad



Sources / Bronne:

(a) = Safex; (b) = International Grains Council; (c) = SAGIS;
 (d) = CBOT; (e) = KCBT; (f) = Oil World; (g) = Geogalos Peanut World; (h) = USDA-Fas Online.
 * Formula according to ITAC (International Trade Administration Commission of South Africa)/
 Formule volgens ITAC (International Trade Administration Commission of South Africa)

SAGIS

Nico Hawkins

General Manager / Hoofbestuurder

Indemnity/Vrywaring: Although everything has been done to ensure the accuracy of the information, neither SAGIS nor any of its directors or employees takes any responsibility for actions or losses that might occur as a result of the usage of this information. / Alhoewel alles gedoen is om te verseker dat die inligting korrek is, aanvaar nie SAGIS of enige van sy direkteure of werknemers verantwoordelikhed vir enige aksies of verliese as gevolg van die inligting wat gebruik is nie.