

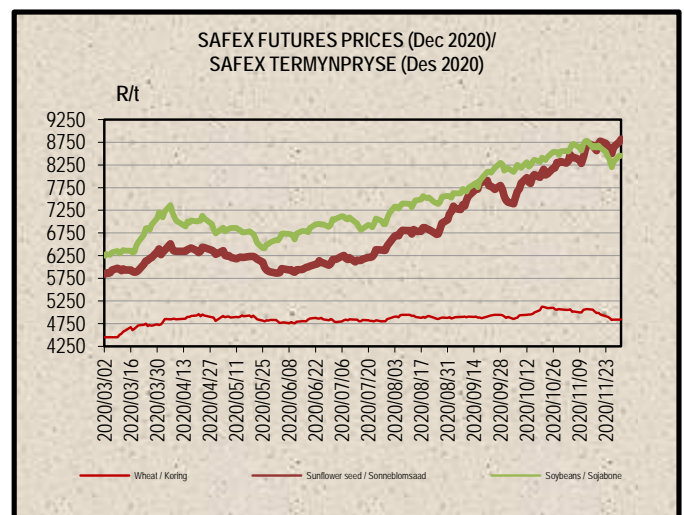
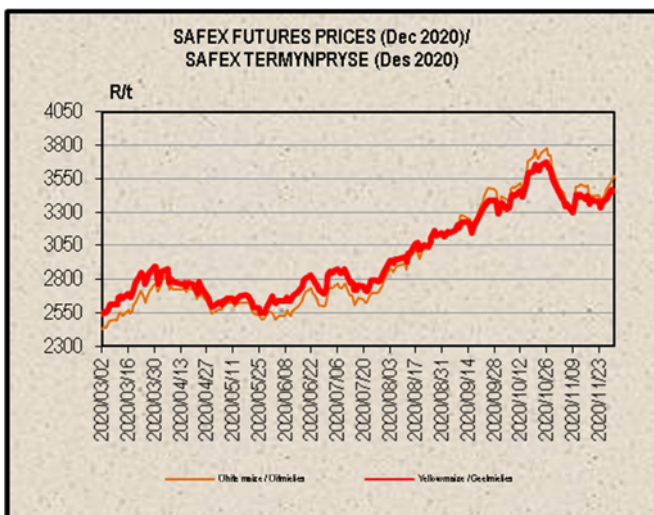
## SAGIS WEEKLY BULLETIN / SAGIS WEEKLIKSE BULLETIN

1. PRODUCER DELIVERIES:	1. PRODUSENTELEWERINGS:
<a href="http://www.sagis.org.za/weekly_prod_deliveries.html">http://www.sagis.org.za/weekly_prod_deliveries.html</a>	
2. IMPORTS, EXPORTS & MAIZE INTENTIONS:	2. INVOERE, UITVOERE & MIELIE INTENSIES:
<a href="http://www.sagis.org.za/weekly_imp-exp.html">http://www.sagis.org.za/weekly_imp-exp.html</a>	

### 3. DOMESTIC PRICES PER SAFEX (R/t)(a)

### 3. PLAASLIKE PRYSE VOLGENS SAFEX (R/t)(a)

Commodity	Future Prices / Termynpryse (2020/12/01) R/ton					Kommoditeit
	Dec-20	Mar-21	May-21	Jul-21	Sep-21	
White maize	3567.00	3519.00	2993.00	2946.00	2991.00	Witmielies
Yellow maize	3463.00	3439.00	3006.00	2986.00	3036.00	Geelmielies
Wheat	4844.00	4936.00	4992.00	5015.00	4850.00	Koring
Sunflower	8818.00	8740.00	7940.00	7970.00	8 013.00	Sonneblom
Soybeans	8450.00	8167.00	7470.00	7530.00	7 588.00	Sojabone
Sorghum	4360.00	4260.00	3850.00	3700.00	n/a	Sorghum



**Directors/Direkteure:**

Boshoff JDW (Mr/Mnr), Briedenhann E (Dr) (Vice-Chairperson /Onder Voorsitter), Make BB (Mr/Mnr), Mohane HT (Mr/Mnr), Nebe AAA (Mr/Mnr), Ngejane Z (Mr/Mnr), Purchase JL (Dr) Chairperson/Voorsitter, Purnell M (Ms/Me) (Vice-Chairperson /Onder Voorsitter)

**Alternate Directors/Alternatiewe Direkteure:  
General Manager/Hoofbestuurder:**

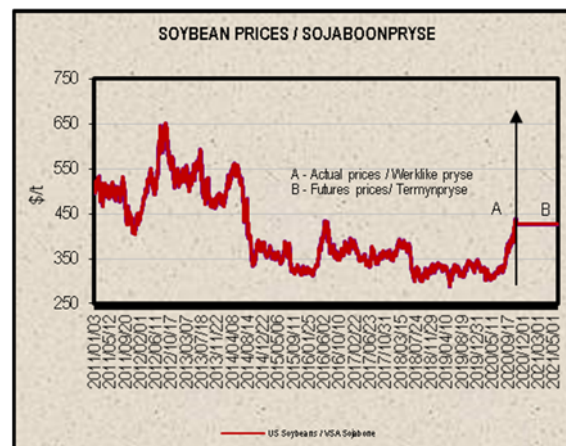
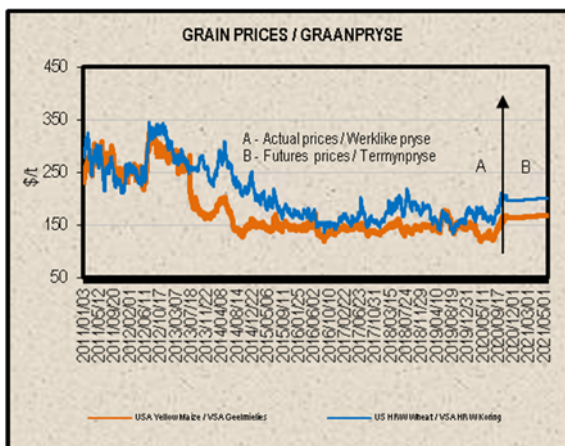
Groothof WJ (Mr/Mnr), Penny GR (Mr/Mnr), Schoonwinkel BC (Mr/Mnr), Van der Merwe JM (Ms/Me)  
Hawkins NJ (Mr/Mnr)

[http://www.sagis.org.za/import\\_tariffs.html](http://www.sagis.org.za/import_tariffs.html)

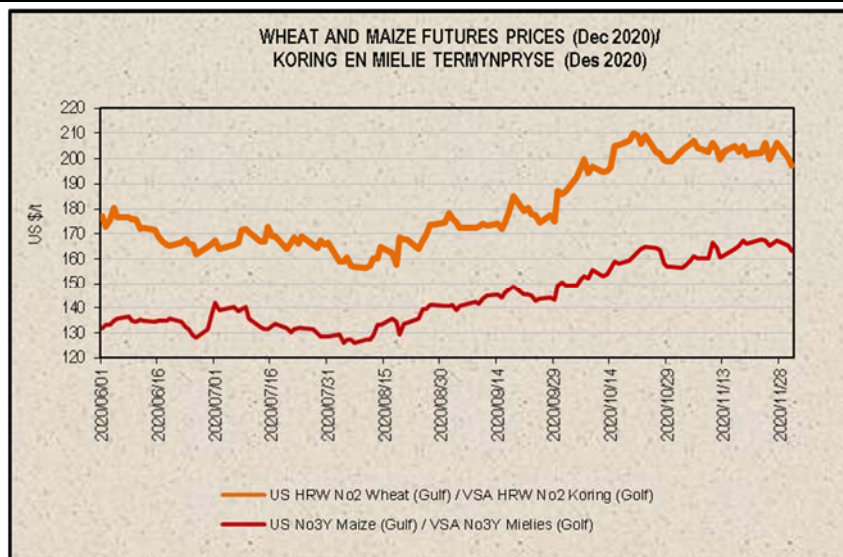
5. PRICES – INTERNATIONAL (US\$/t)

5. PRYSE - INTERNASIONAAL (VSA\$/t)

FOB (US\$/t)	Export Quotations/ Uitvoerkwotasie (b)(f)(g)				VAB (VSA\$/t)
	2020/12/01	2020/11/24	2020/11/17	2020/11/10	
US No 2 HRW Wheat (Gulf)	261.00	272.00	275.00	278.00	VSA No 2 HRW Koring (Golf)
US DNS Wheat 14% PNW	283.00	290.00	293.00	298.00	VSA DNS Koring 14% PNW
Argentine Wheat (Up River)	263.00	257.00	265.00	259.00	Argentynse Koring (Up River)
EC (France) Wheat (grade 1)	259.00	259.00	257.00	256.00	EU (Frankryk) Koring (graad 1)
EC (Germany) B Quality Wheat	261.00	262.00	257.00	257.00	EU (Duitsland) B Kwaliteit Koring
Russia Milling 12.5%	254.00	255.00	254.00	256.00	Swart See Maalkoring
US No 3Y Maize (Gulf)	218.00	226.00	226.00	224.00	VSA No3Y Mielies (Golf)
Argentine Maize (Up River)	228.00	229.00	226.00	227.00	Argentynse Mielies (Up River)
US Sorghum (Gulf)	283.00	288.00	285.00	286.00	VSA Sorghum (Golf)
Argentine Sorghum (Up River)	217.00	240.00	240.00	240.00	Argentynse Sorghum (Up River)
US Soybeans (Gulf)	473.00	484.00	482.00	478.00	VSA Sojabone (Gulf)
Argentine Soybeans (Up River)	488.00	498.00	490.00	484.00	Argentynse Sojabone (Up River)
Canadian Canola	489.00	478.00	465.00	465.00	Kanadese Canola
Argentine Groundnuts Runners 40/50	1470.00	1470.00	1470.00	1370.00	Argentynse Grondbone 40/50 Runners
US Groundnuts Runners 40/50 shelled	1466.00	1468.00	1469.00	1370.00	VSA Grondbone 40/50 Runners uitgedop
Australian Malting Barley (Commander Malt)	219.00	223.00	225.00	218.00	Australiese Moutgars (Commander Mout)



Futures prices (US\$/t) / Termynpryse (VSA\$/t) (d)(e) (2020/12/01)							
Commodity	Dec-20	Mar-21	May-21	Jul-21	Sep-21	Dec-21	Kommoditeit
US No3 Yellow maize	163.22	165.58	166.92	167.16	160.62	160.23	VSA No3 Geelmielies
US No2 HRW wheat	197.46	198.05	200.25	201.57	203.71	206.86	VSA No2 HRW koring
US Soybeans	N/A	427.33	426.59	425.64	397.71	N/A	VSA Sojabone



6. LOWEST REPRESENTATIVE ASKING PRICES  
(US\$/t)(f)(g)(Prices of previous week)

6. LAAGSTE VERTEENWOORDIGENDE PRYSE GEVRA  
(Pryse van vorige week)(VSA\$/t)(f)(g)

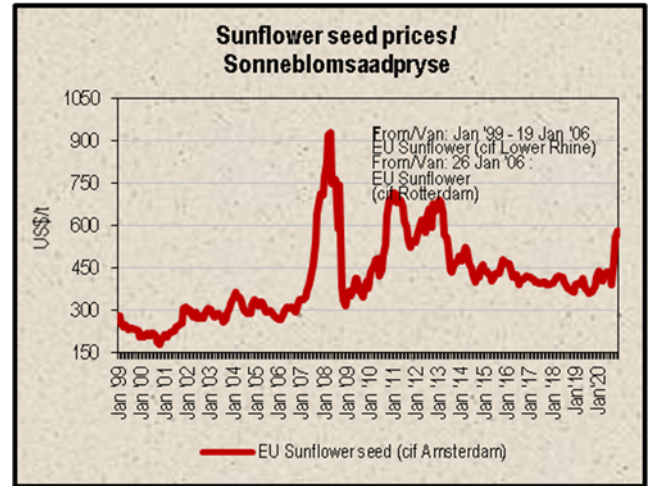
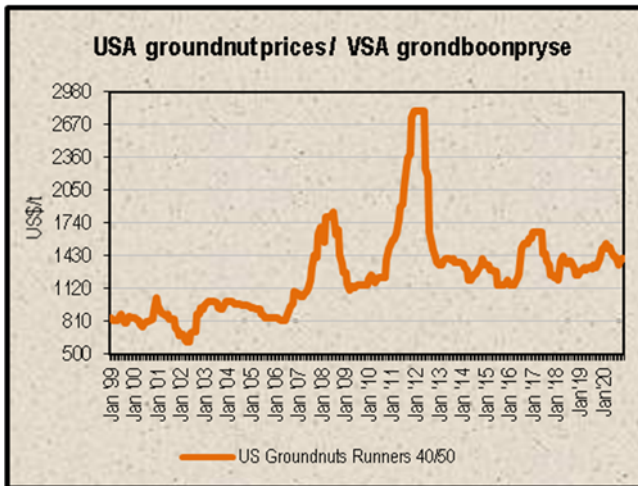
US\$/t	2020/11/26	2020/11/19	Change/ Verandering	VSA\$/t
Soybeans, USA, c.i.f. Rotterdam	520	512	1.6%	Sojabone, VSA, k.a.v. Rotterdam
Groundnuts, USA Runners 40/50*	1500	1500	0.0%	Grondbone, VSA Runners 40/50*
Groundnuts, Argentine Runners 40/50*	1550	1550	0.0%	Grondbone, Argentynse Runners 40/50*
Sunflower seed, EU c.i.f. Amsterdam	618**	618**	0.0%	Sonneblomsaad, EU k.a.v. Amsterdam
Sunflower seed, fob Black Sea	590**	590**	0.0%	Sonneblomsaad, Swart See
Sunflower-oil, EU (fob) N.W. Europe	1200	1190	0.8%	Sonneblom-olie, EU (vab) N.W. Eur.
Rapeseed, Europe, 00, c.i.f. Hamburg	491	492	-0.2%	Raapsaad, Europa, 00, k.a.v. Hamburg

\* Shelled, c.i.f. Rotterdam

\* Uitgedop k a v Rotterdam

\*\* Last prices received on 12/11/2020

\*\* Laaste pryse ontvang op 12/11/2020



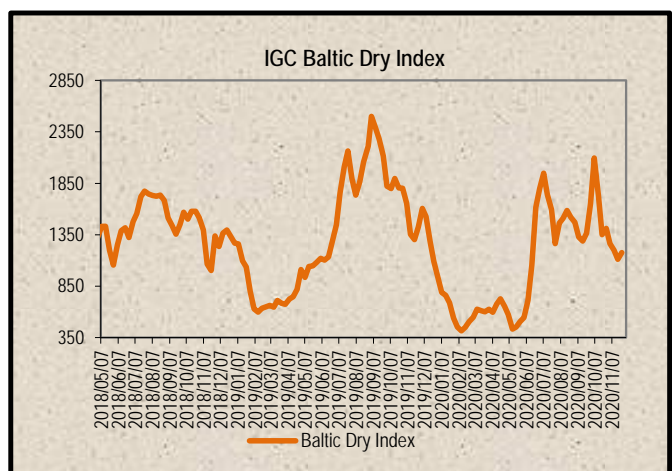
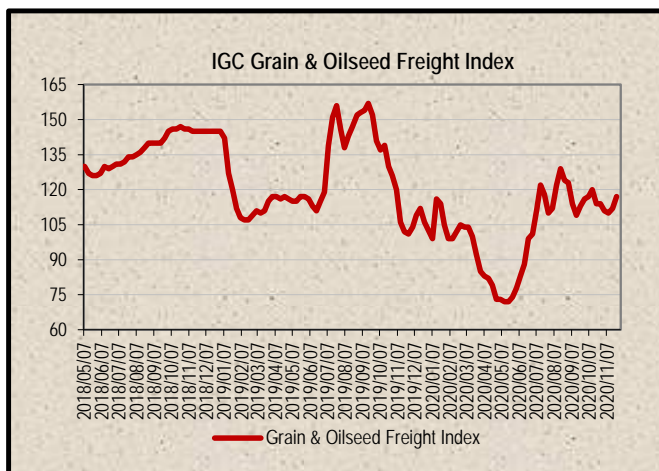
7. IGC FREIGHT INDICES (b)\*

7. IGC VRAG INDEKSE (b)\*

IGC FREIGHT INDICES / IGC VRAG INDEKSE							
	2020/10/27	2020/11/03	2020/11/10	2020/11/17	2020/11/24	2020/12/01	
Baltic Dry Index	1413	1263	1200	1112	1178	1211	Graan & Oliesade Vrag Indeks*
Grain & Oilseeds Freight Index*	114	111	110	112	117	122	Baltiese Droë Indeks

\* IGC's Grain & Oilseeds Freight Index (GOFI) represents 250 grain routes. The first week of January 2013 is taken as the index base of 100.

\* IGC se Graan & Oliesade Vrag Indeks (GOVI) verteenwoordig 250 graanroetes. Die eerste week van Januarie 2013 word gebruik as die indeks basis van 100.



8. IMPORT PARITY PRICES – SUMMER GRAINS (b)(c)

8. INVOERPARITEITPRYSE - SOMERGRANE (b)(c)

INVOERPARITEITPRYSE VAN SOMERGRANE (BTW UITGESLT) SOOS OP				2020/12/01		IMPORT PARITY PRICES OF SUMMER GRAINS (VAT EXCL) AS ON		
ITEM	Nota/ Note	Mielies/Maize	Mielies/Maize	Sorghum	Sorghum	Sorghum	ITEM	
		VSA/ USA Golf/Gulf (no.3Y)	Argentynse/ Argentine Up River	VSA/ USA Golf/Gulf	Argentynse/ Argentine Up River	Australiese/ Australian Brisbane		
Internasionale VAB pryse	a	\$/t	\$/t	\$/t	\$/t	\$/t	International FOB prices	
Vraggeld	b	218.00	228.00	283.00	217.00	295.00	Freight Rates	
Assuransie (0.3% van VAB)		34.00	26.00	34.00	26.00	25.00	Insurance (0.3% of FOB)	
1 KOSTE, ASSURANSIE EN VRAG (KAV) \$/T		0.65	0.68	0.85	0.65	0.89	1 COST, INSURANCE AND FREIGHT (CIF) \$/T	
<i>Omskakel na R/t</i>		252.65	254.68	317.85	243.65	320.89	<i>Converted to R/t</i>	
R/\$ Wisselkoers op: 2020/12/01	c	15.3842	15.3842	15.3842	15.3842	15.3842	R/\$ Exchange rate on: 2020/12/01	
2 KOSTE, ASSURANSIE EN VRAG (KAV) R/t		R/t	R/t	R/t	R/t	R/t	2 COST, INSURANCE AND FREIGHT (CIF) R/t	
		3886.82	3918.05	4889.87	3748.36	4936.64		
Finansieringskosle	d	22.36	22.54	28.13	21.57	28.40	Financing cost	
3 KOSTE, ASSURANSIE, VRAG EN FINANSIERING R/t		3909.18	3940.59	4918.00	3769.93	4965.04	3 COST, INSURANCE, FREIGHT AND FINANCING R/t	
Aflaaikosle:	e, f						Discharging cost:	
- Kaapstad		212.55	212.55	n/a	n/a	n/a	- Cape Town	
- Durban		202.93	202.93	202.93	202.93	202.93	- Durban	
Invoertarif	g	0.00	0.00	130.61	100.15	136.15	Import Tariff	
4 VRY OP SPOOR (VOS) R/t							4 FREE ON RAIL (FOR) R/t	
- Kaapstad		4121.73	4153.14	n/a	n/a	n/a	- Cape Town	
- Durban		4112.11	4143.52	5048.61	3870.08	5101.19	- Durban	
Spoorvragkosle	h						Railage cost	
- Durban na Randfontein		517.52	517.52	517.52	517.52	517.52	- Durban to Randfontein	
5 GELEWER:							5 DELIVERED:	
- Durban na Randfontein R/ton		4629.63	4661.04	5566.13	4387.60	5618.71	- Durban to Randfontein R/ton	

Notas/Notes:

a Bron van pryse en vraggeld : IGC GMI  
Source of prices and freight rates: IGC GMI

Termyn / Term	US\$/ton (VAB/FOB)	Vraggeld/Freight Rate:	US\$/ton
Des/Dec 2020	218.00	US Golf / Gulf	34.00
Des/Dec 2020	228.00	Argentynse / Argentina	26.00
Des/Dec 2020	283.00	Australiese/Australia (Fremantle)	25.00
Mri/Mar 2021	217.00		
Mri/Mar 2021	295.00		

b Vraggeld: bereken vir vragte van +/- 20 000 - 30 000t / Freight rates: calculated for freights of +/- 20 000 - 30 000t

c Reserwebank / Reserve Bank

d Finansieringskosle: 30 000t @ KAV @ primakoers vir 30 dae. Bron/Source: SARB 7.00% 2020/07/24  
Financing cost: 30 000t @ CIF @ prime rate for 30 days.

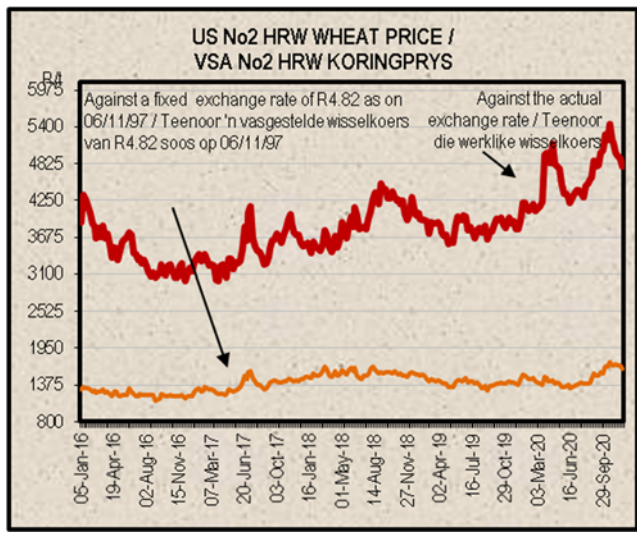
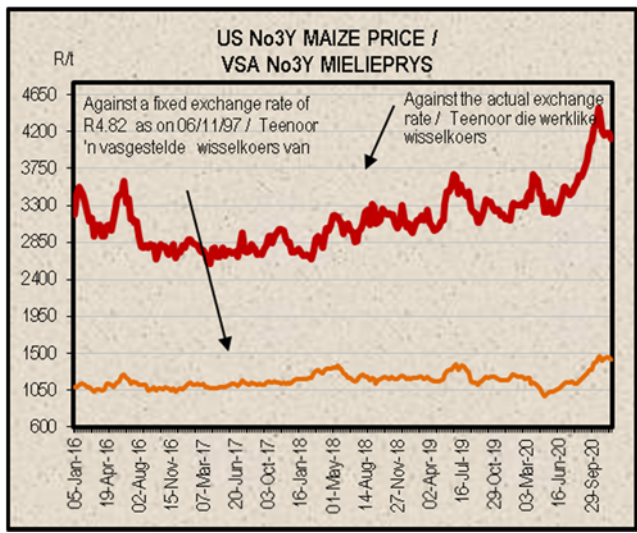
	Mielies/Maize:	Sorghum
Kaapstad / Cape Town:	212.55	n/a
Durban:	202.93	202.93

e Aflaaikosle / Discharging costs (R/ton):  
Bron / Source: Mainport Africa Shipping

f Ingesluit: Kaai gelde, hantering, kaaitoetsing, agente/dokumentasie, logistiek & opnames (inspeksie van skeepsvrag) / Included: Wharfage, handling, wharf supervision, agent/documentation, logistic & survey (inspection of shipload).  
Uitgesluit: Gesondheidsinspeksie-, skeepagentskapfooi, strooktoetsingsfooi vir GMO, obergingskosle asook BTW en invoerbelasting / Excluded: Health inspection fee, Ship agency fee, strip testing fees for GMO, storage costs as well as VAT and import duty.  
N.B: Slegs 'n aanduiding, aangesien kosle van opname beding kan word / N.B: Indication only, as cost of survey can be negotiated.

g Invoertarif / Import Tariff:  
Mielies/Maize = Vry / Free  
Sorghum = 3% op VAB / on FOB

h Neem asb. kennis van die verandering in Spoorwet se standaard spoorvrag op 1 April 2019, na R517.52.  
Please note the change in Spoorwet's standard railage cost on 1 April 2019 to R517.52.



9. IMPORT PARITY PRICES – WINTER CEREALS (b)(c)

9. INVOERPARITEITPRYSSE - WINTERGRANE (b)(c)

INVOERPARITEITPRYSSE VAN WINTERGRANE (BTW UITGESLT) SOOS OP		2020/12/01				IMPORT PARITY PRICES OF WINTER CEREALS (VAT EXCL) AS ON		
ITEM	Nota / Note	Koring/Wheat	Koring/Wheat	Koring/Wheat	Koring/Wheat	Koring/Wheat	Gars/Barley	ITEM
		VSA/ USA Golf/Gulf	VSA/ USA PNW	Argentynse/ Argentine Up River	EU Duitsland/ Germany Hamburg B kwaliteit/ quality	Russies/ Russian Black Sea	Australiese/ Australian Adelaide	
		HRW	DNS	Trigo Pan		12.50%	Mout/Malting	
		\$/t	\$/t	\$/t	\$/t	\$/t	\$/t	
Internasionale VAB pryse	a	261.00	283.00	263.00	261.00	254.00	219.00	International FOB prices
Vraggeld	b	34.00	34.00	26.00	31.00	37.00	26.00	Freight Rates
Assuransie (0.3% van VAB)		0.78	0.85	0.79	0.78	0.76	0.66	Insurance (0.3% of FOB)
1 KOSTE, ASSURANSIE EN VRAG (KAV) \$/T		295.78	317.85	289.79	292.78	291.76	245.66	1 COST, INSURANCE AND FREIGHT (CIF) \$/T
<i>Omskakel na R/</i>								<i>Converted to R/</i>
R/\$ Wisselkoers op: 2020/12/01	c	15.3842	15.3842	15.3842	15.3842	15.3842	15.3842	R/\$ Exchange rate on: 2020/12/01
2 KOSTE, ASSURANSIE EN VRAG (KAV) R/t		4550.34	4889.87	4458.19	4504.19	4488.49	3779.28	2 COST, INSURANCE AND FREIGHT (CIF) R/t
Finansieringskoste	d	26.18	28.13	25.65	25.91	25.82	21.74	Financing cost
3 KOSTE, ASSURANSIE, VRAG EN FINANSIERING R/t		4576.52	4918.00	4483.84	4530.10	4514.31	3801.02	3 COST, INSURANCE, FREIGHT AND FINANCING R/t
Aflaaiikoste	e, f							Discharging cost
3.1 Kaapstad (Hoofsaaklik kaaihyskraan metode)		212.55	212.55	212.55	212.55	212.55	212.55	3.1 Cape Town (Mainly shore cranes method)
3.2 Durban (Hoofsaaklik suig-in-silo metode)		202.93	202.93	202.93	202.93	202.93	202.93	3.2 Durban (Mainly suction into silo method)
Invoertarif op koring	g	544.20	544.20	544.20	544.20	544.20	0.00	Import Tariff on wheat
4 VRY OP SPOOR (VOS) R/t								4 FREE ON RAIL (FOR) R/t
4.1 Kaapstadhawe		5333.27	5674.75	5240.59	5286.85	5271.06	4013.57	4.1 Cape Town Harbour
4.2 Durbanhawe		5323.65	5665.13	5230.97	5277.23	5261.44	4003.95	4.2 Durban Harbour
Spoorvragkoste	h							Railage cost
- Kaapstad na Paarl		134.04	134.04	134.04	134.04	134.04	n/a	- Cape Town to Paarl
- Durban na Randfontein		517.52	517.52	517.52	517.52	517.52	517.52	- Durban to Randfontein
5 GELEWER:								5 DELIVERED:
- Kaapstad na Paarl R/ton		5467.31	5808.79	5374.63	5420.89	5405.10	n/a	- Cape Town to Paarl R/ton
- Durban na Randfontein R/ton		5841.17	6182.65	5748.49	5794.75	5778.96	4521.47	- Durban to Randfontein R/ton

Notas/Notes: 2020/12/01

a Bron van pryse en vraggeld : IGC GMI  
Source of prices and freight rates: IGC GMI

Termyn / Term	VAB/FOB US\$/ton	Vraggeld / Freight Rate: US\$/ton	Gars/Barley = US\$ + 1
Koring/Wheat: HRW No 2 (Hard Red Winter) Golf / Gulf	Jan 2020 261.00	VSA/USA (Golf / Gulf) 34.00	
Koring/Wheat: DNS 14% No 2 (Dark Northern Spring) Golf / Gulf	Jan 2020 283.00	Argentinië / Argentina (Upriver) 26.00	
Koring/Wheat: Argentinië / Argentine (Up River) Trigo Pan	Dec/Des 2020 263.00	EU (Rouen/Hamburg) 31.00	32.00
Koring/Wheat: EU (Duitsland / Germany) B kwaliteit / quality	Dec/Des 2020 261.00	Australië / Australia (Fremantle) 25.00	26.00
Koring/Wheat: Russian Milling 12.5%	Dec/Des 2020 254.00	Rusland/Russia (Novorossiysk) 37.00	
Gars/Barley: Australiese moutgars/Australian malting barley (Adelaide)	Dec/Des 2020 219.00		

b Vraggeld: bereken vir vragte van +/- 20 000 - 30 000t. / Freight rates: calculated for freights of +/- 20 000 - 30 000t.

c Reserwebank / Reserve Bank

d Finansieringskoste: 30 000t @ KAV @ primakoers vir 30 dae. Bron/Source: SARB 7.00% 2020/07/24  
Financing cost: 30 000t @ CIF @ prime rate for 30 days.

	Koring/Wheat:	Gars/Barley:
Kaapstad /	212.55	212.55
Durban:	202.93	202.93

e Aflaaiikoste / Discharging cost (R/ton):  
Bron / Source: Mainport Africa Shipping

f Ingesluit: Kaaigelde, hantering, kaalbesig, agente/dokumentasie, logistiek & opnames (inspeksie van skeepsvrag).  
Included: Wharfage, handling, wharf supervision, agent/documentation, logistic & survey (inspection of shipload).  
Uitgesluit: Gesondheidsinspeksie-, skeepagentskapfooi, strooktoetsingsfooi vir GMO, opbergingskoste asook BTW en invoerbelasting.  
Excluded: Health inspection fee, Ship agency fee, strip testing fees for GMO, storage costs as well as VAT and import duty.  
N.B: Slegs 'n aanduiding, aangesien koste van opname beding kan word / N.B: Indication only, as cost of survey can be negotiated.

g Invoertarif / Import Tariff:  
Koring/Wheat = R544.20 p/ton  
Gars/Barley = Vry/Free

h Neem asb. kennis van verandering in Spoorwet se standaard spoorvrag op 1 April 2019 soos volg:  
Kaapstad na Paarl R134.04 en Durban na Randfontein R517.52  
Please note the change on 1 April 2019, in Spoorwet's standard railage cost as follows:  
Cape Town to Paarl R134.04 and Durban to Randfontein R517.52

10. IMPORT PARITY PRICES – OIL SEEDS (b)(c)(f)(g)

10. INVOERPARITEITPRYSE - OLIESADE (b)(c)(f)(g)

INVOERPARITEITPRYSE VAN OLIESADE (BTW UITGESLT) SOOS OP		2020/12/01								IMPORT PARITY PRICES OF OIL SEEDS (VAT EXCL) AS ON	
ITEM	Nota/ Note	Sojabone/ Soybeans	Sojabone/ Soybeans	Sojabone/ Soybeans	Sonneblom/ Sunflower	Sonneblom/ Sunflower	Canola	Grondbone/ Groundnuts	Grondbone/ Groundnuts	ITEM	
		VSA/ USA Golf/Gulf	Argentynse/ Argentine Up River	Brazilië/ Brazil Paranagua	EU Franse/ French Bordeaux	Swart See / Black Sea	Kanadese/ Canadian Vancouver	Argentynse/ Argentine Raw Runners 40/50	VSA/ USA Raw Runners 40/50		
Internasionale VAB pryse	a	\$/t	\$/t	\$/t	\$/t					International FOB prices	
Vraggeld	b	473.00	488.00	519.00	624.00	590.00	489.00	1470.00	1466.00	Freight Rates	
Assuransie (0.3% van VAB)		34.00	26.00	26.00	31.00	37.00	36.00	80.00	34.00	Insurance (0.3% of FOB)	
1 KOSTE, ASSURANSIE EN VRAG (KAV) \$/T Omskakel na R/t R/\$ Wisselkoers op: 2020/12/01	c	1.42	1.46	1.56	1.87	1.77	1.47	4.41	4.40	1 COST, INSURANCE AND FREIGHT (CIF) \$/T Converted to R/t R/\$ Exchange rate on: 2020/12/01	
2 KOSTE, ASSURANSIE EN VRAG (KAV) R/T		508.42	515.46	546.56	656.87	628.77	526.47	1554.41	1504.40	2 COST, INSURANCE AND FREIGHT (CIF) R/T	
Finansieringskoste	d	15.3842	15.3842	15.3842	15.3842	15.3842	15.3842	15.3842	15.3842	Financing cost	
3 KOSTE, ASSURANSIE, VRAG EN FINANSIERING R/T		R/t	R/t	R/t	R/t		R/t	R/t	R/t	3 COST, INSURANCE, FREIGHT AND FINANCING R/T	
		7821.63	7929.94	8408.39	10105.42	9673.12	8099.32	23913.35	23143.99		
Finansieringskoste	d	45.00	45.62	48.38	58.14	55.65	46.60	137.58	133.16	Financing cost	
3 KOSTE, ASSURANSIE, VRAG EN FINANSIERING R/T		7866.63	7975.56	8456.77	10163.56	9728.77	8145.92	24050.93	23277.15	3 COST, INSURANCE, FREIGHT AND FINANCING R/T	
Aflaakoste: Durban	e, f	202.93	202.93	202.93	202.93	202.93	202.93	447.84	447.84	Discharging cost: Durban	
Invoertarif:	g	582.14	600.60	638.75	0.00	0.00	752.29	2261.48	2255.32	Import Tariff:	
4 VRY OP SPOOR (VOS) R/t Durban		8651.70	8779.09	9298.45	10366.49	9931.70	9101.14	26760.25	25980.31	4 FREE ON RAIL (FOR) R/t Durban	
Spoorvragkoste	h									Railage cost	
- Durban na Randfontein		517.52	517.52	517.52	517.52	517.52	517.52	-	-	- Durban to Randfontein	
5 GELEWER: - Durban na Randfontein R/ton		9169.22	9296.61	9815.97	10884.01	10449.22	9618.66	-	-	5 DELIVERED: - Durban to Randfontein R/ton	

Notas/Notes:

a Bron van pryse en vraggeld / Source of prices and freight rates : IGC (GMI), Geogalos Peanut World & Oilworld  
2020/12/01

Termyn / Term	US\$/ton (VAB/FOB)	Vraggeld/Freight Rate:	US\$/ton
Sojabone/Soybeans: VSA/USA (Golf/Gulf)	Des/Dec 2020 473.00	US Golf / Gulf	34.00
Sojabone/Soybeans: Argentinië/Argentina (Up River)	Des/Dec 2020 488.00	Argentinië / Argentina	26.00
Sojabone/Soybeans: Brazilië/Brazil (Paranagua)	Des/Dec 2020 519.00	EEC (Bordeaux/Hamburg)	31.00
Sonneblom/Sunflower: EU Frankryk/France (Bordeaux)	Des/Dec 2020 624.00	Kanada/Canada (St Lawrence)	36.00
Sonneblom/Sunflower: Swart See/Black Sea	Des/Dec 2020 590.00	Rusland / Russia (Novorossiysk)	37.00
Canola: Kanada/Canada (Vancouver)	Des/Dec 2020 489.00	Grondbone/Groundnuts (ARG)	80.00
Grondbone/Groundnuts: Argentinië/Argentina (Raw Runner 40/50)	Des/Dec 2020 1470.00		
Grondbone/Groundnuts: VSA/USA (Runners 40/50)	Des/Dec 2020 1466.00		

b Vraggeld: bereken vir vragte van +/- 20 000 - 30 000t. / Freight rates: calculated for freights of +/- 20 000 - 30 000t.

c Reserwebank / Reservebank

d Finansieringskoste: 30 000t @ KAV @ primakoers vir 30 dae. Bron/Source: SARB 7.00% 2020/07/24  
Financing cost: 30 000t @ CIF @ prime rate for 30 days.

e Aflaakoste / Discharging costs (R/ton):

	Sojabone/ Soybeans	Sonneblom/ Sunflower	Canola	Grondbone/ Groundnuts
Durban:	202.93	202.93	202.93	447.84

f Aflaakoste / Discharging fees:

Ingesluit: Kaai gelde, hantering, kaaitoetsing, agente/dokumentasie, logistiek & opnames (inspeksie van skeepsvrag) /  
Included: Wharfage, handling, wharf supervision, agent/documentation, logistic & survey (inspection of shipload).  
Uitgesluit: Gesondheidsinspeksie-, skeepagentskapfooi, strooktoetsingsfooi vir GMO, opbergingskoste asook BTW en invoerbelasting /  
Excluded: Health inspection fee, Ship agency fee, strip testing fees for GMO, storage costs as well as VAT and import duty.  
N.B.: Slegs 'n aanduiding, aangesien koste van opname beding kan word / N.B.: Indication only, as cost of survey can be negotiated.

g Invoertarif / Import Tariff:

Sojabone/Soybeans = 8% op VAB / on FOB  
Sonneblom/Sunflower = Vry / Free  
Canola = 10% op VAB / on FOB  
Grondbone/Groundnuts = 10% op VAB / on FOB

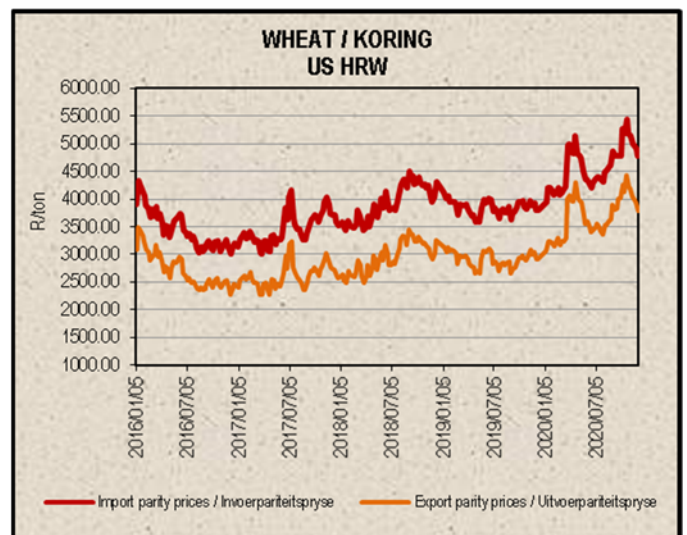
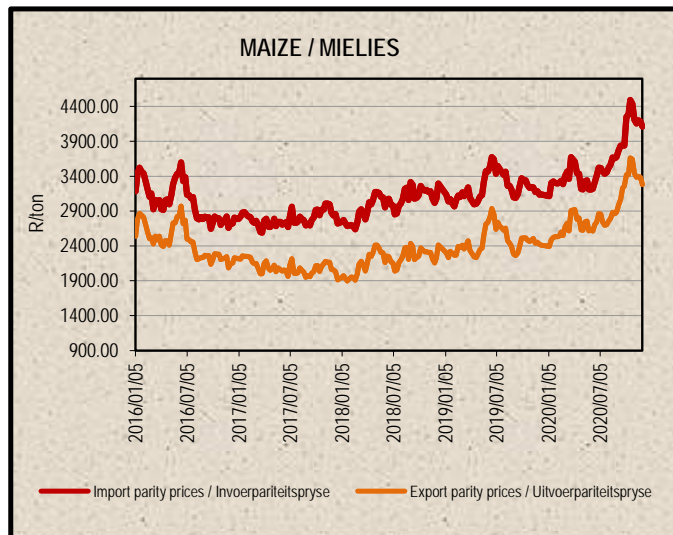
h Neem asb. kennis van die verandering in Spoornet se standaard spoorvrag op 1 April 2019, na R517.52  
Please note the change on 1 April 2019 in Spoornet's standard railage cost to R517.52

i Kwotasies is k.a.v. pryse. VAB pryse dus berekende pryse (kav minus vraggeld) / Quotes are c.i.f. prices. FOB prices are therefore calculated prices (cif minus freight rates).

11. EXPORT PARITY PRICES (b)(c)

11. UITVOERPARITEITPRYSE (b)(c)

INDICATIVE EXPORT PARITY PRICES AS ON	2020/12/01				AANDUIDENDE UITVOERPARITEITSPRYSE SOOS OP
This is <b>only an example</b> of how an export parity price can be calculated - it can vary according to need	US No3Y Maize/ Mielies Gulf/Golf (b) Dec/Des 2020	US HRW Wheat/Koring Gulf/Golf (b) Jan 2020	US DNS 14% Wheat/Koring PNW (b) Jan 2020	Argentine Raw Runner 40/50 Groundnuts/ Grondbone (f) Dec/Des 2020	Hierdie is slegs 'n voorbeeld van hoe 'n uitvoerpariteitsprys bereken kan word - dit kan varieer volgens behoefte
FOB Gulf value (\$/t)	218.00	261.00	283.00	1470.00	VAB Golfwaarde (\$/t)
Difference in quality and locality of SA <sup>1</sup> Maize: Plus US\$10 (\$/t) Groundnuts: Less 3,5% of fob value	\$10.00			96,5%	<sup>1</sup> Kwaliteits- en liggingsverskil van SA Mielies: Plus VSA\$10 (\$/t) Grondbone: Min 3,5% van vab waarde
SA fob price (\$/t)	228.00	261.00	283.00	1418.55	SA vab prys (\$/t)
Exchange rate (1\$=): (2020/12/01) <sup>2</sup>	15.3842	15.3842	15.3842	15.3842	<sup>2</sup> Wisselkoers (1\$=): (2020/12/01)
FOB Gulf value (R/t)	3507.60	4015.28	4353.73	21823.26	VAB Golfwaarde (R/t)
<b>Marketing costs:</b>					<b>Bemerkings koste:</b>
Financing (Prime rate 7.00% - 30 days) (R/t)	20.18	23.10	25.05	125.56	Finansieringskoste (Primakoers 7.00% - 30 dae) (R/t)
Railage: <sup>3</sup> Randfontein – Durban harbour	517.52	517.52	517.52	-	<sup>3</sup> Spoorvrag: Randfontein – Durbanhawe
Loading costs: (R/t) <sup>4</sup> Durban Harbour (Mainly spout method)	207.60	213.20	213.20	552.71	<sup>4</sup> Oplaaikoste: (R/t) Durbanhawe (Hoofsaaklik tregter metode)
<b>EXPORT REALISATION (R/t):</b>					<b>UITVOER REALISASIE (R/t):</b>
<b>Randfontein</b>	<b>2762.30</b>	<b>3261.46</b>	<b>3597.96</b>	<b>21144.99</b>	<b>Randfontein</b>
<i>Difference in quality and locality of SA (As requested by the industry) As from 14 June 2012, the discount/rebate will no longer be used to calculate the export parity price on US HRW and a new calculation will be added for US DNS, also without the discount/rebate.</i>			1		<i>Kwaliteits- en liggingsverskil van SA (Soos deur die bedryf versoek) Vanaf 14 Junie 2012 sal die diskonto/premie nie meer gebruik word by die berekening van die uitvoerpariteitprys van US HRW nie en 'n nuwe berekening word nou vir US DNS gedoen, ook sonder diskonto/premie.</i>
<i>Reserve Bank Railage costs: Please note that on 1 April 2019 Spoornet's standard railage cost has changed to R517.52.</i>			2		<i>Reserwebank Spoorvrag koste: Neem asb. kennis dat Spoornet se standaard spoorvrag op 1 April 2019 verander het na R517.52.</i>
<i>Loading costs, received from Mainport Africa Shipping: Included: Cargo dues, handling, wharf supervision, agency/documentation, logistics &amp; surveys (inspection of cargo). Excluded: Ship agent fees, health &amp; PPECB inspections, storage facility &amp; transport costs to storage facility, VAT &amp; duties.</i>			3		<i>Oplaaikoste, ontvang van Mainport Africa Shipping: Ingesluit: Kaaigelde, hantering, kaaitoesig, agente/dokumentasie, logistiek &amp; opnames (inspeksie van skeepsvrag) Uitgesluit: Skeepsagentskaps-, inspeksie-, opbergings- en vervoerkoste na opbergingsfasiliteit, BTW &amp; invoerbelasting.</i>
			4		



## 12. WEATHER

For local weather, please follow the link below:

<https://www.accuweather.com/en/za/south-africa-weather>

## 12. WEER

Vir plaaslike weer, volg asseblief die onderstaande skakel:

<https://www.accuweather.com/en/za/south-africa-weather>

### *Sources / Bronne:*

*(a) = Safex; (b) = International Grains Council; (c) = SAGIS;*

*(d) = CBOT; (e) = KCBT; (f) = Oil World; (g) = Georganos Peanut World.*

*\* Formula according to ITAC (International Trade Administration Commission of South Africa)/  
Formule volgens ITAC (International Trade Administration Commission of South Africa)*

*SAGIS*

Nico Hawkins

General Manager / Hoofbestuurder

**Indemnity/Vrywaring:** Although everything has been done to ensure the accuracy of the information, neither SAGIS nor any of its directors or employees takes any responsibility for actions or losses that might occur as a result of the usage of this information. / Alhoewel alles gedoen is om te verseker dat die inligting korrek is, aanvaar nie SAGIS of enige van sy direkteure of werknemers verantwoordelikheid vir enige aksies of verliese as gevolg van die inligting wat gebruik is nie.