

SAGIS WEEKLY BULLETIN / SAGIS WEEKLIKSE BULLETIN

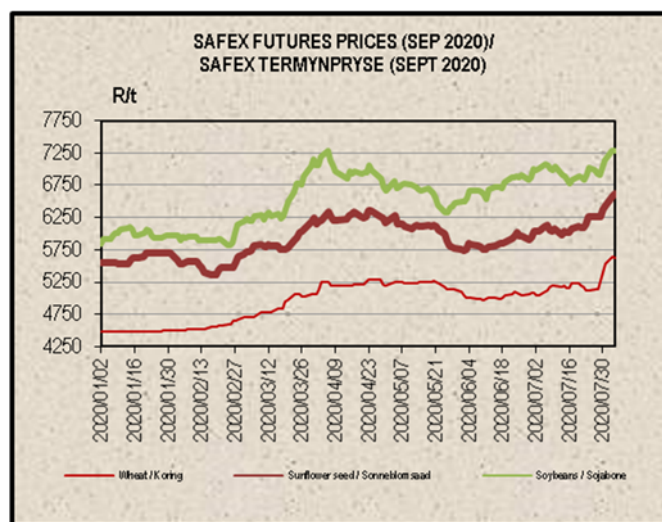
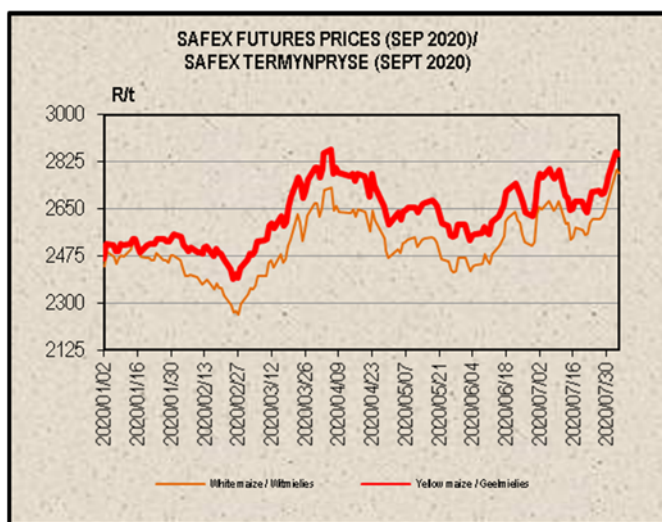
Please note that as from Thursday 7 March 2019, numbers 1, 2 & 4 in this bulletin will be hyperlinked with the relevant pages on our website / Neem asseblief kennis dat vanaf Donderdag 7 Maart 2019, sal nommers 1, 2 & 4 in hierdie bulletin geskakel wees met die relevante bladsye op ons webwerf.

1. PRODUCER DELIVERIES:	1. PRODUSENTELEWERINGS:
http://www.sagis.org.za/weekly_prod_deliveries.html	
2. IMPORTS, EXPORTS & MAIZE INTENTIONS:	2. INVOERE, UITVOERE & MIELIE INTENSIES:
http://www.sagis.org.za/weekly_imp-exp.html	

3. DOMESTIC PRICES PER SAFEX (R/t)(a)

3. PLAASLIKE PRYSE VOLGENS SAFEX (R/t)(a)

Commodity	Future Prices / Termynpryse (2020/08/04) R/ton					Kommoditeit
	Aug-20	Sep-20	Dec-20	Mar-21	May-21	
White maize	2774.00	2784.00	2872.00	2868.00	2735.00	Witmielies
Yellow maize	2826.00	2851.00	2937.00	2928.00	2763.00	Geelmielies
Wheat	5900.00	5630.00	4903.00	4986.00	5011.00	Koring
Sunflower	6550.00	6619.00	6702.00	6427.00	6140.00	Sonneblom
Soybeans	7236.00	7275.00	7328.00	7084.00	6640.00	Sojabone
Sorghum	n/a	3900.00	3800.00	3849.00	3820.00	Sorghum



Directors/Direktore:

Boshoff JDW (Mr/Mnr), Briedenmann E (Dr) (Vice-Chairperson /Onder Voorsitter), Make BB (Mr/Mnr), Mohane HT (Mr/Mnr), Nebe AAA (Mr/Mnr), Ngejane Z (Mr/Mnr), Purchase JL (Dr) Chairperson/Voorsitter, Purnell M (Ms/Me) (Vice-Chairperson /Onder Voorsitter)

Alternate Directors/Alternatiewe Direktore: General Manager/Hoofbestuurder:

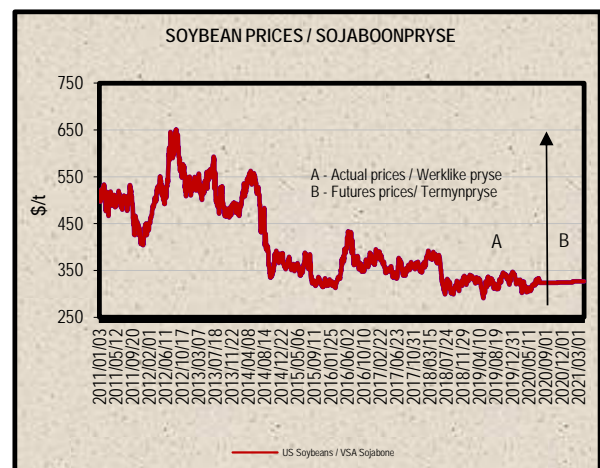
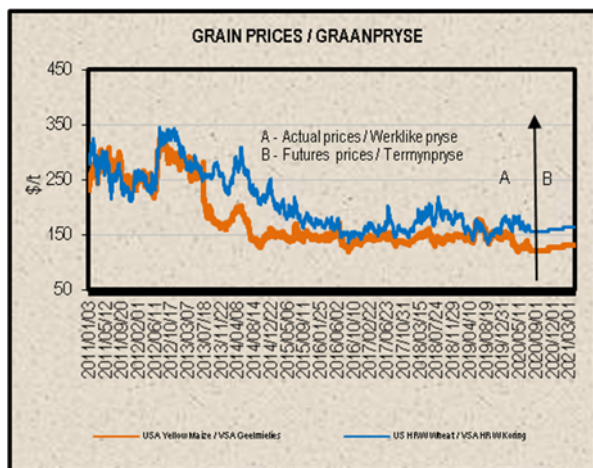
Groothof WJ (Mr/Mnr), Penny GR (Mr/Mnr), Schoonwinkel BC (Mr/Mnr), Van der Merwe JM (Ms/Me)
Hawkins NJ (Mr/Mnr)

http://www.sagis.org.za/import_tariffs.html

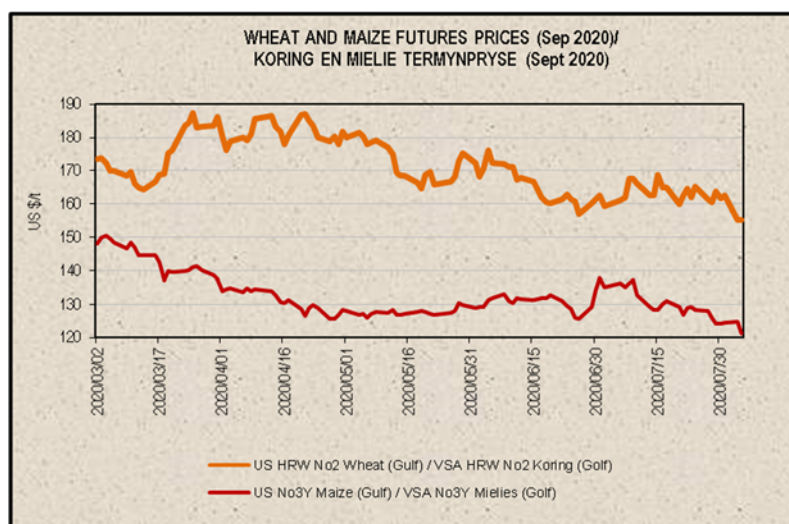
5. PRICES – INTERNATIONAL (US\$/t)

5. PRYSE - INTERNASIONAAL (VSA\$/t)

FOB (US\$/t)	Export Quotations/ Uitvoerkwotasie (b)(f)(g)				VAB (VSA\$/t)
	2020/08/04	2020/07/28	2020/07/21	2020/07/14	
US No 2 HRW Wheat (Gulf)	218.00	219.00	221.00	221.00	VSA No 2 HRW Koring (Golf)
US DNS Wheat 14% PNW	245.00	239.00	239.00	244.00	VSA DNS Koring 14% PNW
Argentine Wheat (Up River)	241.00	244.00	244.00	245.00	Argentynse Koring (Up River)
EC (France) Wheat (grade 1)	218.00	218.00	217.00	217.00	EU (Frankryk) Koring (graad 1)
EC (Germany) B Quality Wheat	215.00	217.00	215.00	213.00	EU (Duitsland) B Kwaliteit Koring
Russia Milling 12.5%	207.00	209.00	206.00	205.00	Swart See Maalkoring
US No 3Y Maize (Gulf)	163.00	168.00	166.00	166.00	VSA No3Y Mielies (Golf)
Argentine Maize (Up River)	155.00	156.00	154.00	149.00	Argentynse Mielies (Up River)
US Sorghum (Gulf)	206.00	211.00	212.00	213.00	VSA Sorghum (Golf)
Argentine Sorghum (Up River)	148.00	148.00	148.00	148.00	Argentynse Sorghum (Up River)
US Soybeans (Gulf)	364.00	368.00	365.00	357.00	VSA Sojabone (Gulf)
Argentine Soybeans (Up River)	361.00	361.00	360.00	355.00	Argentynse Sojabone (Up River)
Canadian Canola	394.00	391.00	383.00	375.00	Kanadese Canola
Argentine Groundnuts Runners 40/50	1290.00	1300.00	1330.00	1370.00	Argentynse Grondbone 40/50 Runners
US Groundnuts Runners 40/50 shelled	1397.00	1397.00	1398.00	1399.00	VSA Grondbone 40/50 Runners uitgedop
Australian Malting Barley (Commander Malt)	203.00	205.00	199.00	198.00	Australiese Moutgars (Commander Mout)



Futures prices (US\$/t) / Termynpryse (VSA\$/t) (d)(e) (2020/08/04)							
Commodity	Sep-20	Dec-20	Mar-21	May-21	Jul-21	Sep-21	Kommoditeit
US No3 Yellow maize	121.33	126.06	130.78	133.93	136.69	138.73	VSA No3 Geelmielies
US No2 HRW wheat	155.13	159.10	163.36	166.30	169.24	172.84	VSA No2 HRW koring
US Soybeans	323.20	n/a	326.50	327.90	330.40	329.08	VSA Sojabone



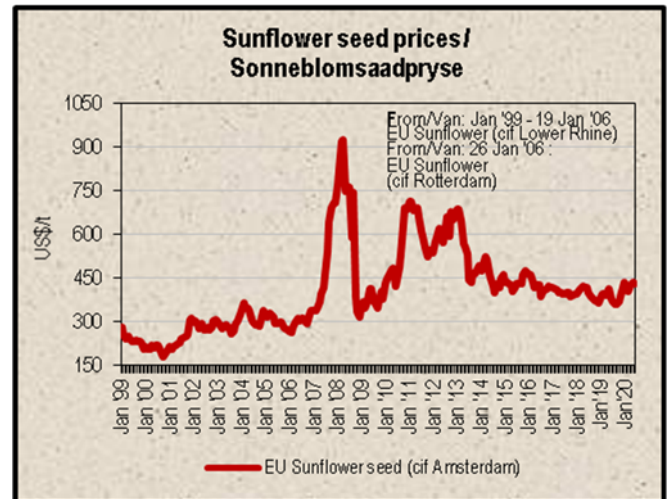
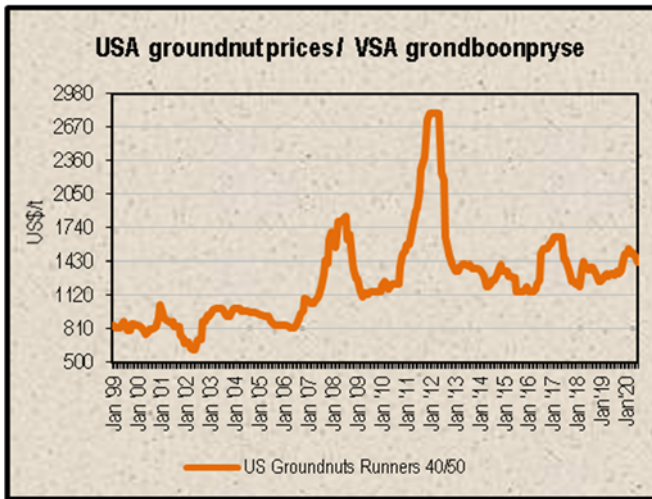
6. LOWEST REPRESENTATIVE ASKING PRICES
(US\$/t) (f)(g) (Prices of previous week)

6. LAAGSTE VERTEENWOORDIGENDE PRYSE GEVRA
(Pryse van vorige week) (VSA\$/t)(f)(g)

US\$/t	2020/07/30	2020/07/23	Change/ Verandering	VSA\$/t
Soybeans, USA, c.i.f. Rotterdam	381	385	-1.0%	Sojabone, VSA, k.a.v. Rotterdam
Groundnuts, USA Runners 40/50*	1425	1425	0.0%	Grondbone, VSA Runners 40/50*
Groundnuts, Argentine Runners 40/50*	1370	1380	-0.7%	Grondbone, Argentynse Runners 40/50*
Groundnut-oil, c.i.f. Rotterdam	1720	1720	0.0%	Grondboon-olie, k.a.v. Rotterdam
Sunflower seed, EU c.i.f. Amsterdam	435	435	0.0%	Sonneblomsaad, EU k.a.v. Amsterdam
Sunflower seed, fob Black Sea	415	415	0.0%	Sonneblomsaad, Swart See
Sunflower-oil, EU (fob) N.W. Europe	850	820	3.7%	Sonneblom-olie, EU (vab) N.W. Eur.
Rapeseed, Europe, 00, c.i.f. Hamburg	446	435	2.5%	Raapsaad, Europa, 00, k.a.v. Hamburg

* Shelled, c.i.f. Rotterdam

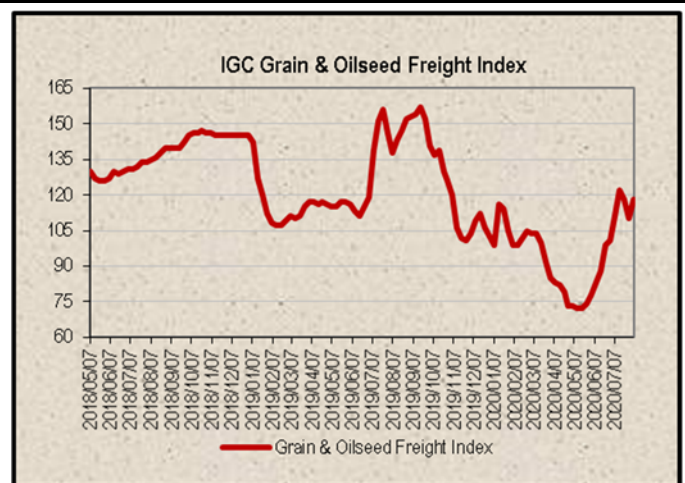
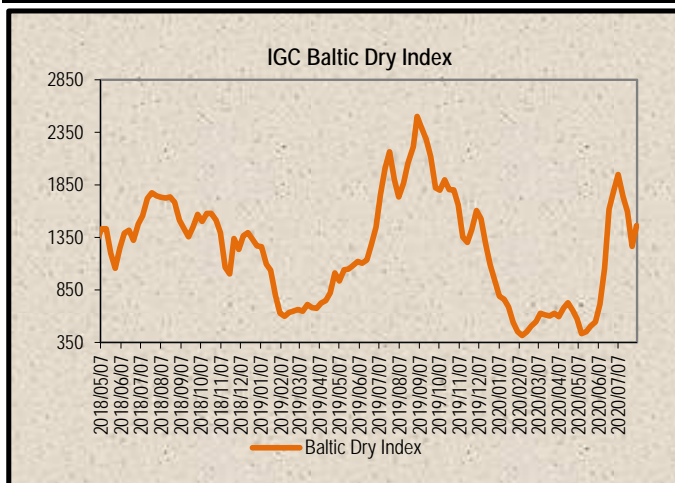
* Uitgedop k a v Rotterdam



7. IGC FREIGHT INDICES (b)**

7. IGC VRAG INDEKSE (b)**

IGC FREIGHT INDICES / IGC VRAG INDEKSE							
	2020/06/30	2020/07/07	2020/07/14	2020/07/21	2020/07/28	2020/08/04	
Baltic Dry Index	1799	1949	1742	1594	1264	1463	Graan & Oliesade Vrag Indeks*
Grain & Oilseeds Freight Index*	101	111	122	118	110	118	Baltiese Droë Indeks



* IGC's Grain & Oilseeds Freight Index (GOFI) represents 250 grain routes. The first week of January 2013 is taken as the index base of 100.

* IGC se Graan & Oliesade Vrag Indeks (GOVI) verteenwoordig 250 graanroetes. Die eerste week van Januarie 2013 word gebruik as die indeks basis van 100.

** No prices received for Tuesday, 21 July 2020

** Geen pryse ontvang vir Dinsdag, 21 Julie 2020

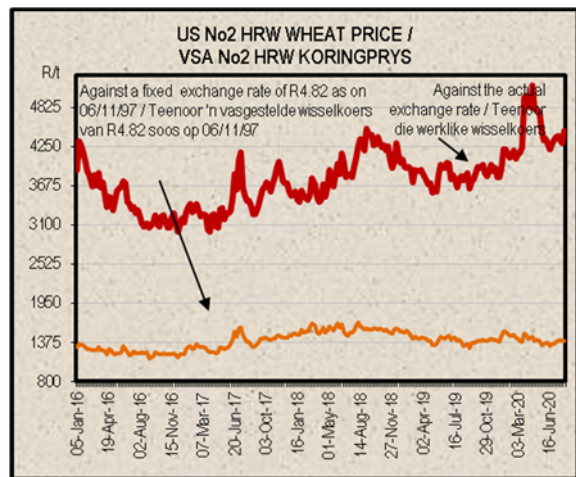
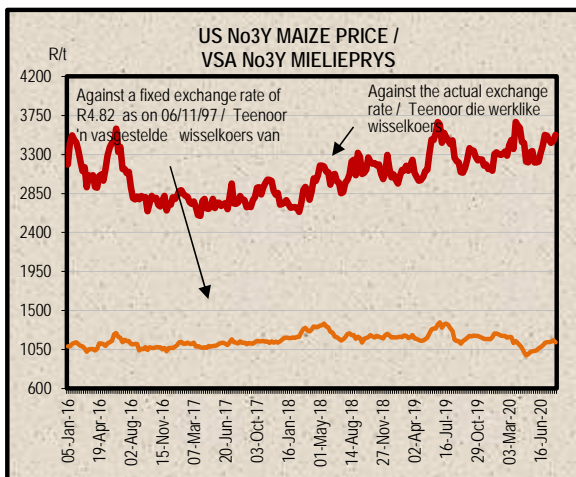
8. IMPORT PARITY PRICES – SUMMER GRAINS (b)(c)

8. INVOERPARITEITPRYSE - SOMERGRANE (b)(c)

INVOERPARITEITPRYSE VAN SOMERGRANE (BTW UITGESLT) SOOS OP			2020/08/04		IMPORT PARITY PRICES OF SUMMER GRAINS (VAT EXCL) AS ON		
ITEM	Nota/ Note	Mielies/Maize	Mielies/Maize	Sorghum	Sorghum	Sorghum	ITEM
		VSA/ USA Golf/Gulf (no.3Y)	Argentynse/ Argentina Up River	VSA/ USA Golf/Gulf	Argentynse/ Argentina Up River	Australiese/ Australian Brisbane	
		\$/t	\$/t	\$/t	\$/t	\$/t	
Internasionale VAB pryse	a	163.00	155.00	206.00	148.00	255.00	International FOB prices
Vraggeld	b	28.00	24.00	28.00	24.00	21.00	Freight Rates
Assuransie (0.3% van VAB)		0.49	0.47	0.62	0.44	0.77	Insurance (0.3% of FOB)
1 KOSTE, ASSURANSIE EN VRAG (KAV) \$/T		191.49	179.47	234.62	172.44	276.77	1 COST, INSURANCE AND FREIGHT (CIF) \$/T
<i>Omskakel na R/t</i>							<i>Converted to R/t</i>
R/\$ Wisselkoers op: 2020/08/04	c	17.2558	17.2558	17.2558	17.2558	17.2558	R/\$ Exchange rate on: 2020/08/04
2 KOSTE, ASSURANSIE EN VRAG (KAV) R/t		3304.31	3096.90	4048.56	2975.59	4775.89	2 COST, INSURANCE AND FREIGHT (CIF) R/t
Finansieringskoste	d	19.01	17.82	23.29	17.12	27.48	Financing cost
3 KOSTE, ASSURANSIE, VRAG EN FINANSIERING R/t		3323.32	3114.72	4071.85	2992.71	4803.37	3 COST, INSURANCE, FREIGHT AND FINANCING R/t
Alaakoste:	e, f						Discharging cost:
- Kaapstad		212.55	212.55	n/a	n/a	n/a	- Cape Town
- Durban		202.93	202.93	202.93	202.93	202.93	- Durban
Invoertarif	g	0.00	0.00	106.64	76.62	132.01	Import Tariff
4 VRY OP SPOOR (VOS) R/t							4 FREE ON RAIL (FOR) R/t
- Kaapstad		3535.87	3327.27	n/a	n/a	n/a	- Cape Town
- Durban		3526.25	3317.65	4178.49	3069.33	4935.38	- Durban
Spoorvragkoste	h						Railage cost
- Durban na Randfontein		517.52	517.52	517.52	517.52	517.52	- Durban to Randfontein
5 GELEWER:							5 DELIVERED:
- Durban na Randfontein R/ton		4043.77	3835.17	4696.01	3586.85	5452.90	- Durban to Randfontein R/ton

Notas/Notes:

- a Bron van pryse en vraggeld : IGC GMI 2020/08/04
Source of prices and freight rates: IGC GMI
- | Termyn / Term | US\$/ton
(VAB/FOB) | Vraggeld/Freight Rate: | US\$/ton |
|--|-----------------------|---------------------------------|----------|
| Mielies/Maize: VSA/USA (Golf/Gulf No.3Y) | Aug 2020 163.00 | US Golf / Gulf | 28.00 |
| Mielies/Maize: Argentinië/Argentina (Up River) | Aug 2020 155.00 | Argentinië / Argentina | 24.00 |
| Sorghum: VSA/USA (Golf / Gulf Mlo) | Aug 2020 206.00 | Australië/Australia (Fremantle) | 21.00 |
| Sorghum: Argentinië/Argentina (Up River) | Aug 2020 148.00 | | |
| Sorghum: Australië/Australia (Brisbane) | Aug 2020 255.00 | | |
- b Vraggeld: bereken vir vragte van +/- 20 000 - 30 000t. / Freight rates: calculated for freights of +/- 20 000 - 30 000t.
 - c Reserwebank / Reserve Bank
 - d Finansieringskoste: 30 000t @ KAV @ primakoers vir 30 dae. Bron/Source: SARB 7.00% 2020/06/24
Financing cost: 30 000t @ CIF @ prime rate for 30 days.
- | | Mielies/Maize: | Sorghum |
|-----------------------|----------------|---------|
| Kaapstad / Cape Town: | 212.55 | n/a |
| Durban: | 202.93 | 202.93 |
- e Alaakoste / Discharging costs (R/ton):
Bron / Source: Mainport Africa Shipping
 - f Ingesluit: Kaaielde, hantering, kaaitoetsing, agente/dokumentasie, logistiek & opnames (inspeksie van skeepsvrag) /
Included: Wharfage, handling, wharf supervision, agent/documentation, logistic & survey (inspection of shipload).
Uitgesluit: Gesondheidsinspeksie-, skeepagentskapfooi, strooktoetsingsfooi vir GMO, opbergingskoste asook BTW en invoerbelasting /
Excluded: Health inspection fee, Ship agency fee, strip testing fees for GMO, storage costs as well as VAT and import duty.
N.B: Slegs 'n aanduiding, aangesien koste van opname beding kan word / N.B: Indication only, as cost of survey can be negotiated.
 - g Invoertarif / Import Tariff:
Mielies/Maize = Vry / Free
Sorghum = 3% op VAB / on FOB
 - h Neem asb. kennis van die verandering in Spoornet se standaard spoorvrag op 1 April 2019, na R517.52.
Please note the change in Spoornet's standard railage cost on 1 April 2019 to R517.52.



9. IMPORT PARITY PRICES – WINTER CEREALS (b)(c)

9. INVOERPARITEITPRYSSE - WINTERGRANE (b)(c)

INVOERPARITEITPRYSSE VAN WINTERGRANE (BTW UITGESLT) SOOS OP		2020/08/04		IMPORT PARITY PRICES OF WINTER CEREALS (VAT EXCL) AS ON				
ITEM	Nota / Note	Koring/Wheat	Koring/Wheat	Koring/Wheat	Koring/Wheat	Koring/Wheat	Gars/Barley	ITEM
		VSA/ USA Golf/Gulf HRW	VSA/ USA PNW DNS	Argentynse/ Argentine Up River Trigo Pan	EU Duitsland/ Germany Hamburg B kwaliteit/ quality	Russies/ Russian Black Sea 12.50%	Australiese/ Australian Adelaide Mout/Malting	
Internasionale VAB pryse	a	218.00	245.00	241.00	215.00	207.00	203.00	International FOB prices
Vraggeld	b	28.00	28.00	24.00	25.00	30.00	22.00	Freight Rates
Assuransie (0.3% van VAB)		0.65	0.74	0.72	0.65	0.62	0.61	Insurance (0.3% of FOB)
1 KOSTE, ASSURANSIE EN VRAG (KAV) \$/T <i>Omskakel na R/T</i>		246.65	273.74	265.72	240.65	237.62	225.61	1 COST, INSURANCE AND FREIGHT (CIF) \$/T <i>Converted to R/T</i>
R/\$ Wisselkoers op: 2020/08/04	c	17.2558	17.2558	17.2558	17.2558	17.2558	17.2558	R/\$ Exchange rate on: 2020/08/04
2 KOSTE, ASSURANSIE EN VRAG (KAV) R/T		4256.14	4723.60	4585.21	4152.61	4100.32	3893.08	2 COST, INSURANCE AND FREIGHT (CIF) R/T
Finansieringskoste	d	24.49	27.18	26.38	23.89	23.59	22.40	Financing cost
3 KOSTE, ASSURANSIE, VRAG EN FINANSIERING R/T Aflaaiikoste	e, f	4280.63	4750.78	4611.59	4176.50	4123.91	3915.48	3 COST, INSURANCE, FREIGHT AND FINANCING R/T Discharging cost
3.1 Kaapstad (Hoofsaaklik kaaihyskraan metode)		212.55	212.55	212.55	212.55	212.55	212.55	3.1 Cape Town (Mainly shore cranes method)
3.2 Durban (Hoofsaaklik suig-in-silo metode)		202.93	202.93	202.93	202.93	202.93	202.93	3.2 Durban (Mainly suction into silo method)
Invoertarif op koring	g	516.60	516.60	516.60	516.60	516.60	0.00	Import Tariff on wheat
4 VRY OP SPOOR (VOS) R/T								4 FREE ON RAIL (FOR) R/T
4.1 Kaapstadhawe		5009.78	5479.93	5340.74	4905.65	4853.06	4128.03	4.1 Cape Town Harbour
4.2 Durbanhawe		5000.16	5470.31	5331.12	4896.03	4843.44	4118.41	4.2 Durban Harbour
Spoorvragkoste	h							Railage cost
- Kaapstad na Paarl		134.04	134.04	134.04	134.04	134.04	n/a	- Cape Town to Paarl
- Durban na Randfontein		517.52	517.52	517.52	517.52	517.52	517.52	- Durban to Randfontein
5 GELEWER: - Kaapstad na Paarl R/ton - Durban na Randfontein R/ton		5143.82 5517.68	5613.97 5987.83	5474.78 5848.64	5039.69 5413.55	4987.10 5360.96	n/a 4635.93	5 DELIVERED: - Cape Town to Paarl R/ton - Durban to Randfontein R/ton

Notas/Notes:

2020/08/04

a Bron van pryse en vraggeld : IGC GMI
Source of prices and freight rates: IGC GMI

Koring/Wheat: HRW No 2 (Hard Red Winter) Golf / Gulf
Koring/Wheat: DNS 14% No 2 (Dark Northern Spring) Golf / Gulf
Koring/Wheat: Argentinië / Argentine (Up River) Trigo Pan
Koring/Wheat: EU (Duitsland / Germany) B kwaliteit / quality
Koring/Wheat: Russian Milling 12.5%
Gars/Barley: Australiese moutgars/Australian malting barley (Adelaide)

Termyn / Term	VAB/FOB	Vraggeld / Freight Rate:	Gars/Barley =
	US\$/ton		
Aug 2020	218.00	VSA/USA (Golf / Gulf)	28.00
Aug 2020	245.00	Argentinië / Argentina (Upriver)	24.00
Aug 2020	241.00	EU (Rouen/Hamburg)	25.00
Aug 2020	215.00	Australië / Australia (Fremantle)	21.00
Aug 2020	207.00	Rusland/Russia (Novorossiysk)	30.00
Ok/Oct 2020	203.00		

b Vraggeld: bereken vir vragte van +/- 20 000 - 30 000t. / Freight rates: calculated for freights of +/- 20 000 - 30 000t.

c Reserwebank / Reserve Bank

d Finansieringskoste: 30 000t @ KAV @ primakoers vir 30 dae. Bron/Source: SARB 7.00% 2020/07/24

Finansieringskoste: 30 000t @ CIF @ prime rate for 30 days.

e Aflaaiikoste / Discharging cost (R/ton):
Bron / Source: Mainport Africa Shipping

	Koring/Wheat:	Gars/Barley:
Kaapstad /	212.55	212.55
Durban:	202.93	202.93

f Ingesluit: Kaaigelde, hantering, kaaibesig, agente/dokumentasie, logistiek & opnames (inspeksie van skeepsvrag).
Included: Wharfage, handling, wharf supervision, agent/documentation, logistic & survey (inspection of shipload).
Uitgesluit: Gesondheidsinspeksie-, skeepagentskapfooi, strooktoetsingsfooi vir GMO, opbergingskoste asook BTW en invoerbelasting.
Excluded: Health inspection fee, Ship agency fee, strip testing fees for GMO, storage costs as well as VAT and import duty.
N.B: Slegs 'n aanduiding, aangesien koste van opname beding kan word / N.B: Indication only, as cost of survey can be negotiated.

g Invoertarif / Import Tariff:
Koring/Wheat = R516.60 p/ton
Gars/Barley = Vry/Free

h Neem asb. kennis van verandering in Spoornet se standaard spoorvrag op 1 April 2019 soos volg:
Kaapstad na Paarl R134.04 en Durban na Randfontein R517.52
Please note the change on 1 April 2019, in Spoornet's standard railrage cost as follows:
Cape Town to Paarl R134.04 and Durban to Randfontein R517.52

10. IMPORT PARITY PRICES – OIL SEEDS (b)(c)(f)(g)

10. INVOERPARITEITPRYSE - OLIESADE (b)(c)(f)(g)

INVOERPARITEITPRYSE VAN OLIESADE (BTW UITGESLT) SOOS OP					2020/08/04					IMPORT PARITY PRICES OF OIL SEEDS (VAT EXCL) AS ON				
ITEM	Nota/ Note	Sojabone/ Soybeans	Sojabone/ Soybeans	Sojabone/ Soybeans	Sonneblom/ Sunflower	Sonneblom/ Sunflower	Canola	Grondbone/ Groundnuts	Grondbone/ Groundnuts	ITEM				
		VSA/ USA Golf/Gulf	Argentynse/ Argentine Up River	Brazilië/ Brazil Paranagua	EU Franse/ French Bordeaux	Swart See / Black Sea	Kanadese/ Canadian Vancouver	Argentynse/ Argentine Raw Runners 40/50	VSA/ USA Raw Runners 40/50					
Internasionale VAB pryse	a	\$/t 364.00	\$/t 361.00	\$/t 388.00	\$/t 405.00	415.00	\$/t 394.00	\$/t 1290.00	\$/t 1397.00	International FOB prices				
Vraggeld	b	28.00	24.00	24.00	25.00	30.00	29.00	80.00	28.00	Freight Rates				
Assuransie (0.3% van VAB)		1.09	1.08	1.16	1.22	1.25	1.18	3.87	4.19	Insurance (0.3% of FOB)				
1 KOSTE, ASSURANSIE EN VRAG (KAV) \$/t		393.09	386.08	413.16	431.22	446.25	424.18	1373.87	1429.19	1 COST, INSURANCE AND FREIGHT (CIF) \$/t				
<i>Omskakel na R/t</i>										<i>Converted to R/t</i>				
R/\$ Wisselkoers op: 2020/08/04	c	17.2558	17.2558	17.2558	17.2558	17.2558	17.2558	17.2558	17.2558	R/\$ Exchange rate on: 2020/08/04				
2 KOSTE, ASSURANSIE EN VRAG (KAV) R/t		R/t 6783.08	R/t 6662.12	R/t 7129.41	R/t 7441.05	7700.40	R/t 7319.57	R/t 23707.23	R/t 24661.82	2 COST, INSURANCE AND FREIGHT (CIF) R/t				
Finansieringskoste	d	39.03	38.33	41.02	42.81	44.30	42.11	136.40	141.89	Financing cost				
3 KOSTE, ASSURANSIE, VRAG EN FINANSIERING R/t		6822.11	6700.45	7170.43	7483.86	7744.70	7361.68	23843.63	24803.71	3 COST, INSURANCE, FREIGHT AND FINANCING R/t				
Aflaaiikoste: Durban	e, f	202.93	202.93	202.93	202.93	202.93	202.93	447.84	447.84	Discharging cost: Durban				
Invoertarif:	g	502.49	498.35	535.62	0.00	0.00	679.88	2226.00	2410.64	Import Tariff:				
4 VRY OP SPOOR (VOS) R/t Durban		7527.53	7401.73	7908.98	7686.79	7947.63	8244.49	26517.47	27662.19	4 FREE ON RAIL (FOR) R/t Durban				
Spoorvragkoste	h									Railage cost				
- Durban na Randfontein		517.52	517.52	517.52	517.52	517.52	517.52	-	-	- Durban to Randfontein				
5 GELEWER:										5 DELIVERED:				
- Durban na Randfontein R/ton		8045.05	7919.25	8426.50	8204.31	8465.15	8762.01	-	-	- Durban to Randfontein R/ton				

Notas/Notes:

a Bron van pryse en vraggeld / Source of prices and freight rates : IGC (GMI), Georgalos Peanut World & Oilworld

2020/08/04

Termyn / Term	US\$/ton (VAB/FOB)	Vraggeld/Freight Rate:	US\$/ton
Sojabone/Soybeans: VSA/USA (Golf/Gulf)	Aug 2020 364.00	US Golf / Gulf	28.00
Sojabone/Soybeans: Argentinië/Argentina (Up River)	Aug 2020 361.00	Argentinië / Argentina	24.00
Sojabone/Soybeans: Brazilië/Brazil (Paranagua)	Aug 2020 388.00	EEC (Bordeaux/Hamburg)	25.00
Sonneblom/Sunflower: EU Frankryk/France (Bordeaux)	Aug 2020 405.00	Kanada/Canada (St Lawrence)	29.00
Sonneblom/Sunflower: Swart See/Black Sea	Aug 2020 415.00	Rusland / Russia (Novorossiysk)	30.00
Canola: Kanada/Canada (Vancouver)	Aug 2020 394.00	Grondbone/Groundnuts (ARG)	80.00
Grondbone/Groundnuts: Argentinië/Argentina (Raw Runner 40/50)	Sep 2020 1290.00		
Grondbone/Groundnuts: VSA/USA (Runners 40/50)	Sep 2020 1397.00		

b Vraggeld: bereken vir vragte van +/- 20 000 - 30 000t. / Freight rates: calculated for freights of +/- 20 000 - 30 000t.

c Reserwebank / Reservebank

d Finansieringskoste: 30 000t @ KAV @ primakoers vir 30 dae. Bron/Source: SARB 7.00% 2020/07/24

Financing cost: 30 000t @ CIF @ prime rate for 30 days.

e Aflaaiikoste / Discharging costs (R/ton):

	Sojabone/ Soybeans	Sonneblom/ Sunflower	Canola	Grondbone/ Groundnuts
Durban:	202.93	202.93	202.93	447.84

f Aflaaiikoste / Discharging fees:

Ingesluit: Kaaigelde, hantering, kaaitoesig, agente/dokumentasie, logistiek & opnames (inspeksie van skeepsvrag) /

Included: Wharfage, handling, wharf supervision, agent/documentation, logistic & survey (inspection of shipload).

Uitgesluit: Gesondheidsinspeksie-, skeepagentskapfooi, strooktoetsingsfooi vir GMO, opbergingskoste asook BTW en invoerbelasting /

Excluded: Health inspection fee, Ship agency fee, strip testing fees for GMO, storage costs as well as VAT and import duty.

N.B: Slegs 'n aanduiding, aangesien koste van opname beding kan word / N.B: Indication only, as cost of survey can be negotiated.

g Invoertarif / Import Tariff:

Sojabone/Soybeans = 8% op VAB / on FOB

Sonneblom/Sunflower = Vry / Free

Canola = 10% op VAB / on FOB

Grondbone/Groundnuts = 10% op VAB / on FOB

h Neem asb. kennis van die verandering in Spoorwet se standaard spoorvrag op 1 April 2019, na R517.52

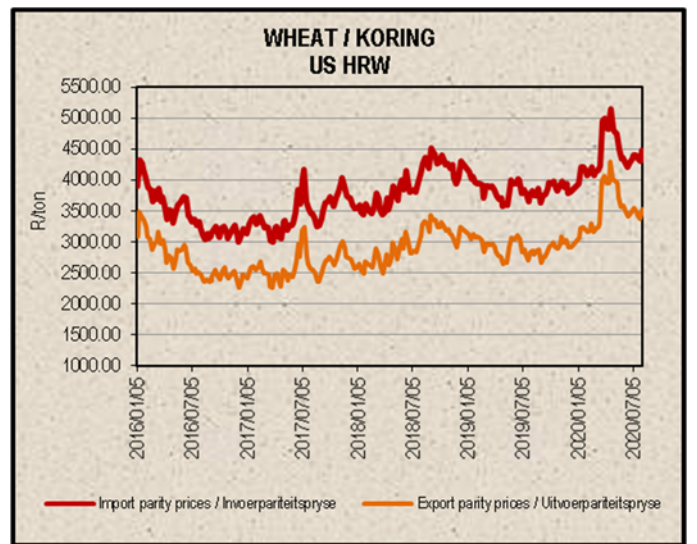
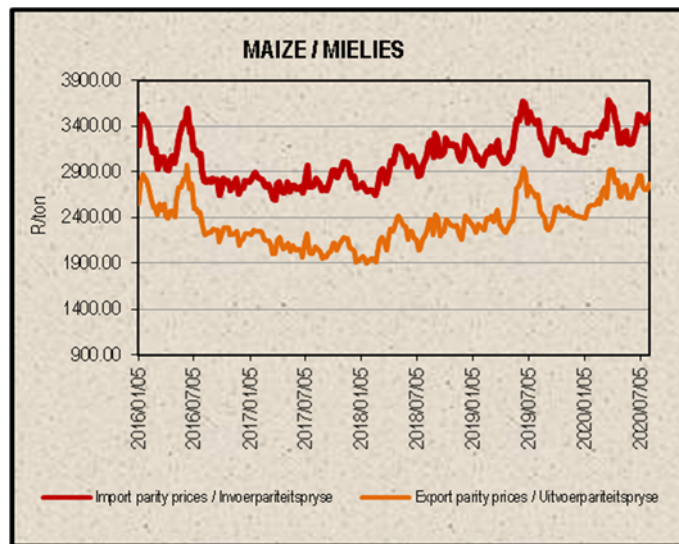
Please note the change on 1 April 2019 in Spoorwet's standard railage cost to R517.52

i Kwotasies is k.a.v. pryse. VAB pryse dus berekende pryse (kav minus vraggeld) / Quotes are c.i.f. prices. FOB prices are therefore calculated prices (cif minus freight rates).

11. EXPORT PARITY PRICES (b)(c)

11. UITVOERPARITEITPRYSE (b)(c)

INDICATIVE EXPORT PARITY PRICES AS ON	2020/08/04				AANDUIDENDE UITVOERPARITEITSPRYSE SOOS OP
This is only an example of how an export parity price can be calculated - it can vary according to need	US No3Y Maize/ Mielies Gulf/Golf (b) Aug 2020	US HRW Wheat/Koring Gulf/Golf (b) Aug 2020	US DNS 14% Wheat/Koring PNW (b) Aug 2020	Argentine Raw Runner 40/50 Groundnuts/ Grondbone (f) Sep 2020	Hierdie is slegs 'n voorbeeld van hoe 'n uitvoerpariteitsprys bereken kan word - dit kan varieer volgens behoefte
FOB Gulf value (\$/t)	163.00	218.00	245.00	1290.00	VAB Golfwaarde (\$/t)
Difference in quality and locality of SA ¹ Maize: Plus US\$10 (\$/t) Groundnuts: Less 3,5% of fob value	\$10.00			96,5%	¹ Kwaliteits- en liggingsverskil van SA Mielies: Plus VS\$10 (\$/t) Grondbone: Min 3,5% van vab waarde
SA fob price (\$/t)	173.00	218.00	245.00	1244.85	SA vab prys (\$/t)
Exchange rate (1\$=): (2020/08/04) ²	17.2558	17.2558	17.2558	17.2558	² Wisselkoers (1\$=): (2020/08/04)
FOB Gulf value (R/t)	2985.25	3761.76	4227.67	21480.88	VAB Golfwaarde (R/t)
Marketing costs:					Bemerkings koste:
Financing (Prime rate 7.00% - 30 days) (R/t)	17.79	22.42	25.19	128.00	Finansieringskoste (Primakoers 7.00% - 30 dae) (R/t)
Railage: ³ Randfontein – Durban harbour	517.52	517.52	517.52	-	³ Spoorvrag: Randfontein – Durbanhawe
Loading costs: (R/t) ⁴ Durban Harbour (Mainly spout method)	207.60	213.20	213.20	552.71	⁴ Oplaikoste: (R/t) Durbanhawe (Hoofsaaklik tregter metode)
EXPORT REALISATION (R/t):					UITVOER REALISASIE (R/t):
Randfontein	2242.34	3008.62	3471.76	20800.17	Randfontein
<i>Difference in quality and locality of SA (As requested by the industry)</i> <i>As from 14 June 2012, the discount/rebate will no longer be used to calculate the export parity price on US HRW and a new calculation will be added for US DNS, also without the discount/rebate.</i>			1		<i>Kwaliteits- en liggingsverskil van SA (Soos deur die bedryf versoek)</i> <i>Vanaf 14 Junie 2012 sal die diskonto/premie nie meer gebruik word by die berekening van die uitvoerpariteitprys van US HRW nie en 'n nuwe berekening word nou vir US DNS gedoen, ook sonder diskonto/premie.</i>
<i>Reserve Bank</i>			2		<i>Reserwebank</i>
<i>Railage costs:</i> <i>Please note that on 1 April 2019 Spoornet's standard railage cost has changed to R517.52.</i>			3		<i>Spoorvrag koste:</i> <i>Neem asb. kennis dat Spoornet se standaard spoorvrag op 1 April 2019 verander het na R517.52.</i>
<i>Loading costs, received from Mainport Africa Shipping:</i> <i>Included: Cargo dues, handling, wharf supervision, agency/documentation, logistics & surveys (inspection of cargo).</i> <i>Excluded: Ship agent fees, health & PPECB inspections, storage facility & transport costs to storage facility, VAT & duties.</i>			4		<i>Oplaikoste, ontvang van Mainport Africa Shipping:</i> <i>Ingesluit: Kaaigelde, hantering, kaaitoesig, agente/dokumentasie, logistiek & opnames (inspeksie van skeepsvrag)</i> <i>Uitgesluit: Skeepsagentskaps-, inspeksie-, opbergings- en vervoerkoste na opbergingsfasiliteit, BTW & invoerbelasting.</i>



12. WEATHER

For local weather, please follow the link below:

<https://www.accuweather.com/en/za/south-africa-weather>

12. WEER

Vir plaaslike weer, volg asseblief die onderstaande skakel:

<https://www.accuweather.com/en/za/south-africa-weather>

Sources / Bronne:

(a) = Safex; (b) = International Grains Council; (c) = SAGIS;

(d) = CBOT; (e) = KCBT; (f) = Oil World; (g) = Georgalos Peanut World.

** Formula according to ITAC (International Trade Administration Commission of South Africa)/
Formule volgens ITAC (International Trade Administration Commission of South Africa)*

SAGIS

Nico Hawkins

General Manager / Hoofbestuurder

Indemnity/Vrywaring: Although everything has been done to ensure the accuracy of the information, neither SAGIS nor any of its directors or employees takes any responsibility for actions or losses that might occur as a result of the usage of this information. / Alhoewel alles gedoen is om te verseker dat die inligting korrek is, aanvaar nie SAGIS of enige van sy direkteure of werknemers verantwoordelikheid vir enige aksies of verliese as gevolg van die inligting wat gebruik is nie.