

### SAGIS WEEKLY BULLETIN / SAGIS WEEKLIKSE BULLETIN

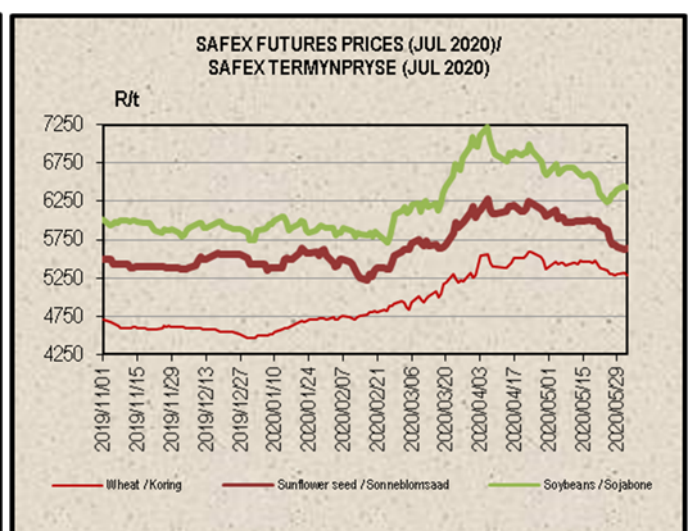
Please note that as from Thursday 7 March 2019, numbers 1, 2 & 4 in this bulletin will be hyperlinked with the relevant pages on our website / Neem asseblief kennis dat vanaf Donderdag 7 Maart 2019, sal nommers 1, 2 & 4 in hierdie bulletin geskakel wees met die relevante bladsye op ons webwerf.

1. PRODUCER DELIVERIES:	1. PRODUSENTELEWERINGS:
<a href="http://www.sagis.org.za/weekly_prod_deliveries.html">http://www.sagis.org.za/weekly_prod_deliveries.html</a>	
2. IMPORTS, EXPORTS & MAIZE INTENTIONS:	2. INVOERE, UITVOERE & MIELIE INTENSIES:
<a href="http://www.sagis.org.za/weekly_imp-exp.html">http://www.sagis.org.za/weekly_imp-exp.html</a>	

### 3. DOMESTIC PRICES PER SAFEX (R/t)(a)

### 3. PLAASLIKE PRYSE VOLGENS SAFEX (R/t)(a)

Commodity	Future Prices / Termynpryse (2020/06/02) R/ton					Kommoditeit
	Jun-20	Jul-20	Sep-20	Dec-20	Mar-21	
White maize	2384.00	2394.00	2443.00	2530.00	2556.00	Witmielies
Yellow maize	2500.00	2513.00	2560.00	2642.00	2669.00	Geelmielies
Wheat	5316.00	5287.00	5050.00	4797.00	4895.00	Koring
Sunflower	5570.00	5635.00	5739.00	5863.00	5884.00	Sonneblom
Soybeans	6380.00	6432.00	6502.00	6588.00	6495.00	Sojabone
Sorghum	n/a	3138.00	3900.00	3185.00	n/a	Sorghum



**Directors/Direkteure:**

Boshoff JDW (Mr/Mnr), Briedenhann E (Dr), Make BB (Mr/Mnr), Mohane HT (Mr/Mnr), Nebe AAA (Mr/Mnr), Ngejane Z (Mr/Mnr), Purchase JL (Dr) Chairperson/Voorsitter, Purnell M (Ms/Me) (Vice-Chairperson /Onder Voorsitter)  
Groothof WJ (Mr/Mnr), Penny GR (Mr/Mnr), Schoonwinkel BC (Mr/Mnr), Van der Merwe JM (Ms/Me)  
Hawkins NJ (Mr/Mnr)

**Alternate Directors/Alternatiewe Direkteure:  
General Manager/Hoofbestuurder:**

4. IMPORT TARIFF ON MAIZE & WHEAT (b)(c)

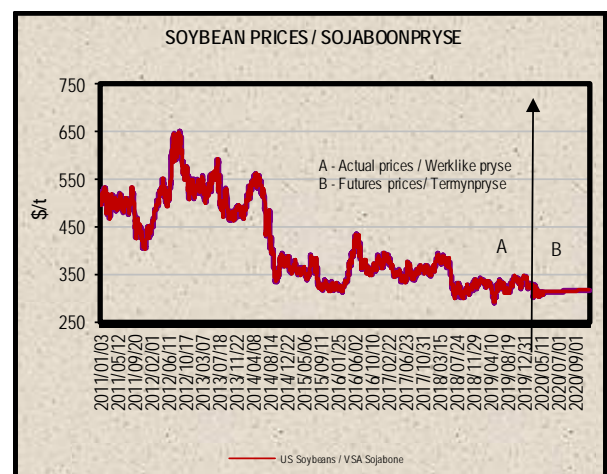
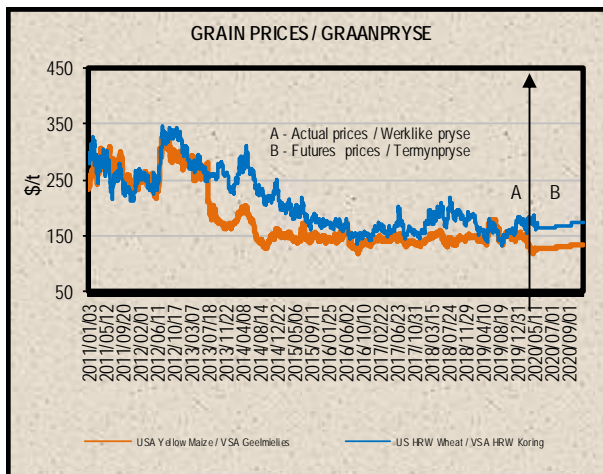
[http://www.sagis.org.za/import\\_tariffs.html](http://www.sagis.org.za/import_tariffs.html)

4. INVOERTARIEF OP MIELIES & KORING (b)(c)\*

5. PRICES – INTERNATIONAL (US\$/t)

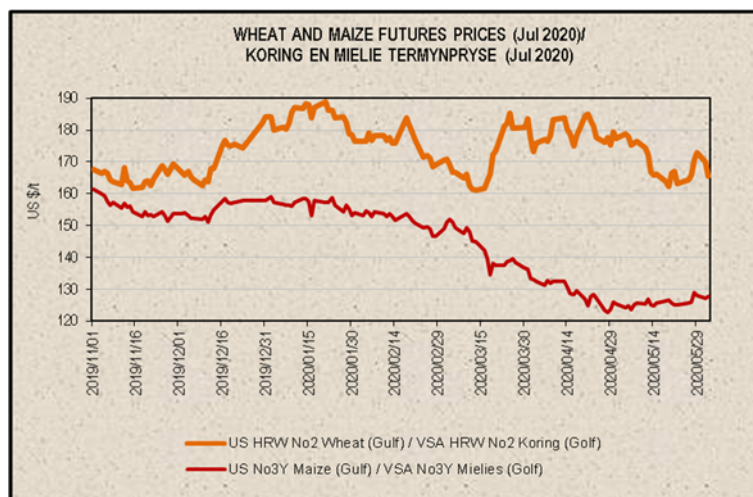
5. PRYSE - INTERNASIONAAL (VSA\$/t)

FOB (US\$/t)	Export Quotations/ Uitvoerkwotasie (b)(f)(g)				VAB (VSA\$/t)
	2020/06/02	2020/05/26	2020/05/19	2020/05/12	
US No 2 HRW Wheat (Gulf)	221.00	218.00	216.00	227.00	VSA No 2 HRW Koring (Golf)
US DNS Wheat 14% PNW	247.00	247.00	244.00	245.00	VSA DNS Koring 14% PNW
Argentine Wheat (Up River)	241.00	240.00	239.00	240.00	Argentynse Koring (Up River)
EC (France) Wheat (grade 1)	220.00	220.00	221.00	221.00	EU (Frankryk) Koring (graad 1)
EC (Germany) B Quality Wheat	227.00	227.00	226.00	228.00	EU (Duitsland) B Kwaliteit Koring
Russia Milling 12.5%	220.00	221.00	225.00	227.00	Swart See Maalkoring
US No 3Y Maize (Gulf)	155.00	153.00	153.00	151.00	VSA No3Y Mielies (Golf)
Argentine Maize (Up River)	144.00	142.00	147.00	148.00	Argentynse Mielies (Up River)
US Sorghum (Gulf)	228.00	224.00	225.00	225.00	VSA Sorghum (Golf)
Argentine Sorghum (Up River)	148.00	148.00	148.00	148.00	Argentynse Sorghum (Up River)
US Soybeans (Gulf)	340.00	338.00	335.00	340.00	VSA Sojabone (Gulf)
Argentine Soybeans (Up River)	338.00	333.00	330.00	330.00	Argentynse Sojabone (Up River)
Canadian Canola	367.00	363.00	366.00	363.00	Kanadese Canola
Argentine Groundnuts Runners 40/50	1440.00	1470.00	1530.00	1570.00	Argentynse Grondbone 40/50 Runners
US Groundnuts Runners 40/50 shelled	1433.00	1462.00	1463.00	1463.00	VSA Grondbone 40/50 Runners uitgedop
Australian Maltng Barley (Commander Malt)	205.00	194.00	191.00	196.00	Australiese Moutgars (Commander Mout)



Futures prices (US\$/t) / Termynpryse (VSA\$/t) (d)(e) (2020/06/02)

Commodity	Jul-20	Sep-20	Dec-20	Mar-21	May-21	Jul-21	Kommoditeit
US No3 Yellow maize	127.63	129.29	133.06	137.87	140.54	142.59	VSA No3 Geelmielies
US No2 HRW wheat	165.57	168.28	172.84	177.25	180.04	181.88	VSA No2 HRW koring
US Soybeans	312.47	313.86	n/a	316.73	317.25	320.11	VSA Sojabone



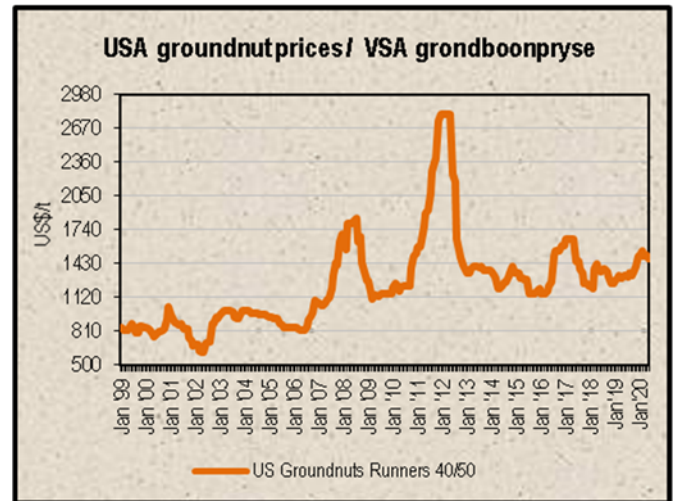
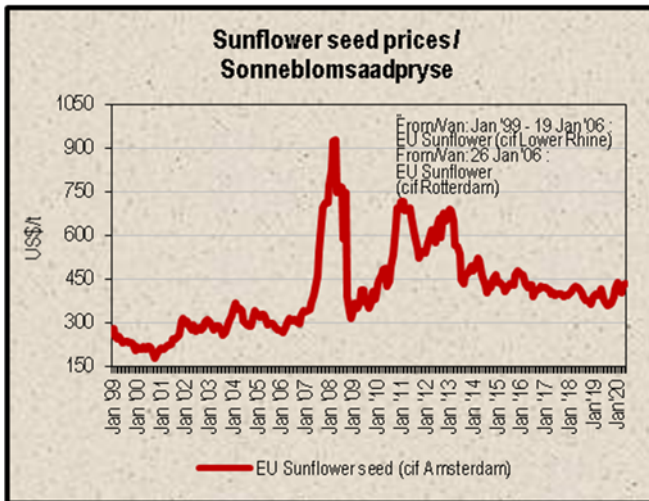
6. LOWEST REPRESENTATIVE ASKING PRICES  
(US\$/t) (f)(g) (Prices of previous week)

6. LAAGSTE VERTEENWOORDIGENDE PRYSE GEVRA  
(Pryse van vorige week) (VSA\$/t)(f)(g)

US\$/t	2020/05/28	2020/05/21	Change/ Verandering	VSA\$/t
Soybeans, USA, c.i.f. Rotterdam	362	360	0.6%	Sojabone, VSA, k.a.v. Rotterdam
Groundnuts, USA Runners 40/50*	1450	1480	-2.0%	Grondbone, VSA Runners 40/50*
Groundnuts, Argentine Runners 40/50*	1500	1530	-2.0%	Grondbone, Argentynse Runners 40/50*
Groundnut-oil, c.i.f. Rotterdam	1750	1750	n/a	Grondboon-olie, k.a.v. Rotterdam
Sunflower seed, EU c.i.f. Amsterdam	435	435	0.0%	Sonneblomsaad, EU k.a.v. Amsterdam
Sunflower seed, fob Black Sea	415	415	0.0%	Sonneblomsaad, Swart See
Sunflower-oil, EU (fob) N.W. Europe	785	765	2.6%	Sonneblom-olie, EU (vab) N.W. Eur.
Rapeseed, Europe, 00, c.i.f. Hamburg	410	412	-0.5%	Raapsaad, Europa, 00, k.a.v. Hamburg

\* Shelled, c.i.f. Rotterdam

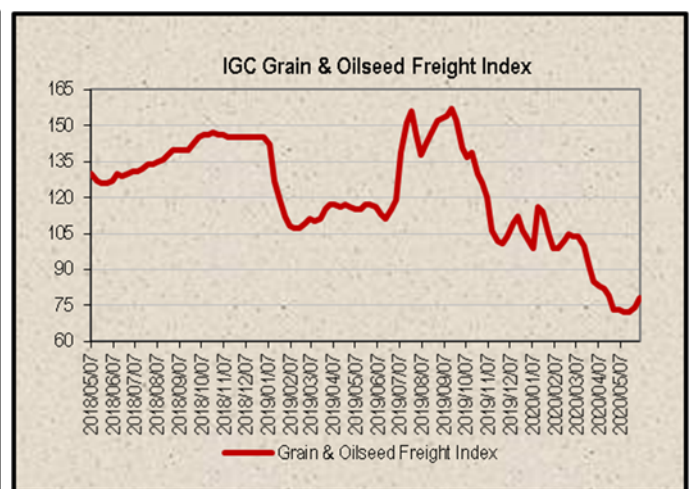
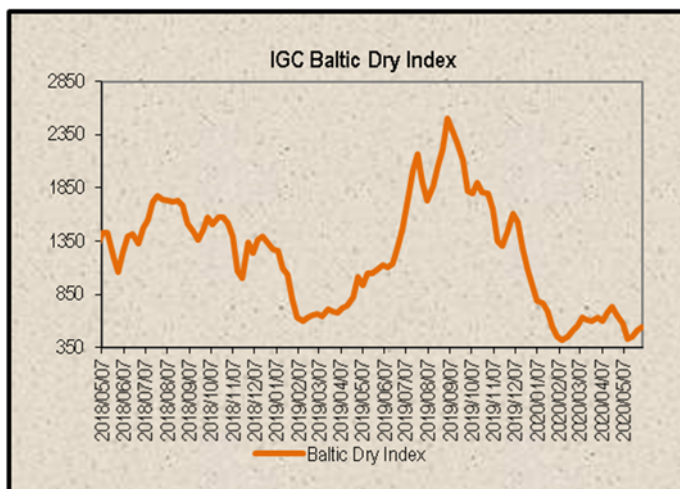
\* Uitgedop k a v Rotterdam



7. IGC FREIGHT INDICES (b)

7. IGC VRAG INDEKSE (b)

IGC FREIGHT INDICES / IGC VRAG INDEKSE							
	2020/04/28	2020/05/05	2020/05/12	2020/05/19	2020/05/26	2020/06/02	
Baltic Dry Index	655	575	433	453	506	546	Graan & Oliesade Vrag Indeks*
Grain & Oilseeds Freight Index*	73	73	72	72	74	78	Baltiese Droë Indeks



\* IGC's Grain & Oilseeds Freight Index (GOFI) represents 250 grain routes. The first week of January 2013 is taken as the index base of 100.

\* IGC se Graan & Oliesade Vrag Indeks (GOVI) verteenwoordig 250 graanroetes. Die eerste week van Januarie 2013 word gebruik as die indeks basis van 100.



8. IMPORT PARITY PRICES – SUMMER GRAINS (b)(c)

8. INVOERPARITEITPRYSE - SOMERGRANE (b)(c)

INVOERPARITEITPRYSE VAN SOMERGRANE (BTW UITGESLT) SOOS OP				2020/06/02		IMPORT PARITY PRICES OF SUMMER GRAINS (VAT EXCL) AS ON	
ITEM	Nota/ Note	Mielies/Maize	Mielies/Maize	Sorghum	Sorghum	Sorghum	ITEM
		VSA/ USA Golf/Gulf (no.3Y)	Argentynse/ Argentina Up River	VSA/ USA Golf/Gulf	Argentynse/ Argentina Up River	Australiese/ Australian Brisbane	
		\$/t	\$/t	\$/t	\$/t	\$/t	
Internasionale VAB pryse	a	155.00	144.00	228.00	148.00	283.00	International FOB prices
Vraggeld	b	17.00	17.00	17.00	17.00	17.00	Freight Rates
Assuransie (0.3% van VAB)		0.47	0.43	0.68	0.44	0.85	Insurance (0.3% of FOB)
1 KOSTE, ASSURANSIE EN VRAG (KAV) \$/T		172.47	161.43	245.68	165.44	300.85	1 COST, INSURANCE AND FREIGHT (CIF) \$/T
<i>Omskakel na R/t</i>							<i>Converted to R/t</i>
R/\$ Wisselkoers op: 2020/06/02	c	17.3131	17.3131	17.3131	17.3131	17.3131	R/\$ Exchange rate on: 2020/06/02
2 KOSTE, ASSURANSIE EN VRAG (KAV) R/t		2985.99	2794.85	4253.48	2864.28	5208.65	2 COST, INSURANCE AND FREIGHT (CIF) R/t
Finansieringskoste	d	17.79	16.65	25.35	17.07	31.04	Financing cost
3 KOSTE, ASSURANSIE, VRAG EN FINANSIERING R/t		3003.78	2811.50	4278.83	2881.35	5239.69	3 COST, INSURANCE, FREIGHT AND FINANCING R/t
Aflaaiikoste:	e, f						Discharging cost:
- Kaapstad		212.55	212.55	n/a	n/a	n/a	- Cape Town
- Durban		202.93	202.93	202.93	202.93	202.93	- Durban
Invoertarif	g	0.00	0.00	118.42	76.87	146.99	Import T tariff
4 VRY OP SPOOR (VOS) R/t							4 FREE ON RAIL (FOR) R/t
- Kaapstad		3216.33	3024.05	n/a	n/a	n/a	- Cape Town
- Durban		3206.71	3014.43	4397.25	2958.22	5386.68	- Durban
Spoorvragkoste	h						Railage cost
- Durban na Randfontein		517.52	517.52	517.52	517.52	517.52	- Durban to Randfontein
5 GELEWER:							5 DELIVERED:
- Durban na Randfontein R/ton		3724.23	3531.95	4914.77	3475.74	5904.20	- Durban to Randfontein R/ton

Notas/Notes:

a Bron van pryse en vraggeld : IGC GMI  
Source of prices and freight rates: IGC GMI

2020/06/02

Termyn / Term	US\$/ton (VAB/FOB)	Vraggeld/Freight Rate:	US\$/ton
Mielies/Maize: VSA/USA (Golf/Gulf No.3Y)	155.00	US Golf / Gulf	17.00
Mielies/Maize: Argentinië/Argentina (Up River)	144.00	Argentinië / Argentina	17.00
Sorghum: VSA/USA (Golf / Gulf Mllo)	228.00	Australië/Australia (Fremantle)	17.00
Sorghum: Argentinië/Argentina (Up River)	148.00		
Sorghum: Australië/Australia (Brisbane)	283.00		

b Vraggeld: bereken vir vragte van +/- 20 000 - 30 000t / Freight rates: calculated for freights of +/- 20 000 - 30 000t.

c Reserwebank / Reserve Bank

d Finansieringskoste: 30 000t @ KAV @ primakoers vir 30 dae. Bron/Source: SARB 7.25% 2020/05/22  
Financing cost: 30 000t @ CIF @ prime rate for 30 days.

	Mielies/Maize:	Sorghum
Kaapstad / Cape Town:	212.55	n/a
Durban:	202.93	202.93

e Aflaaiikoste / Discharging costs (R/ton):

Bron / Source: Mainport Africa Shipping

f Ingesluit: Kaagelde, hantering, kaailoësig, agente/dokumentasie, logistiek & opnames (inspeksie van skeepsvrag) /  
Included: Wharfage, handling, wharf supervision, agent/documentation, logistic & survey (inspection of shipload).

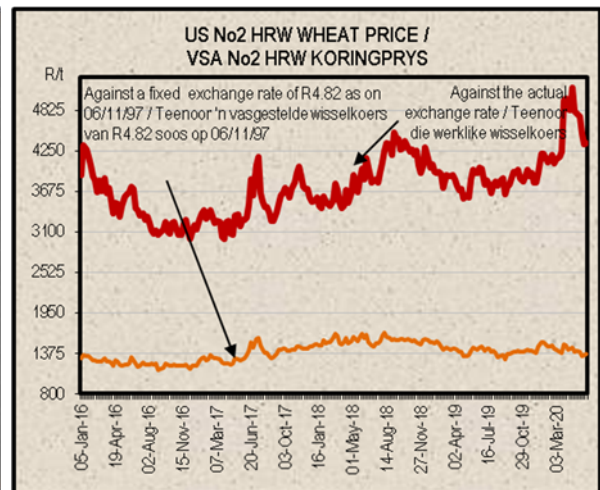
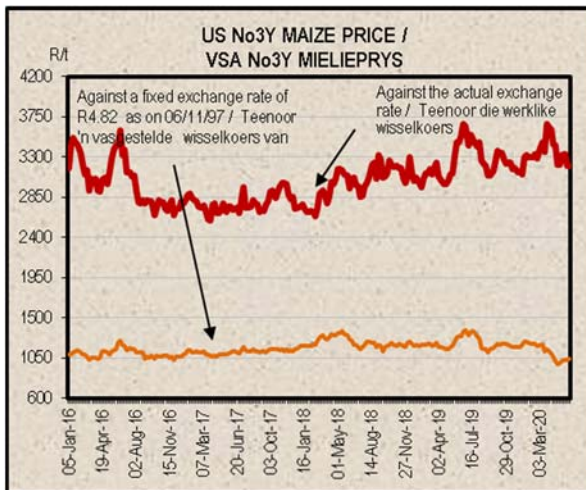
Uitgesluit: Gesondheidsinspeksie-, skeepsaagelooi, strooktoetsingsstool vir GMO, opbergingskoste asook BTW en invoerbelasting /  
Excluded: Health inspection fee, Ship agency fee, strip testing fees for GMO, storage costs as well as VAT and import duty.

N.B: Slegs 'n aanduiding, aangesien koste van opname beding kan word / N.B: Indication only, as cost of survey can be negotiated.

g Invoertarif / Import Tariff:

Mielies/Maize = Vry / Free  
Sorghum = 3% op VAB / on FOB

h Neem asb. kennis van die verandering in Spoornet se standaard spoorvrag op 1 April 2019, na R517.52.  
Please note the change in Spoornet's standard railage cost on 1 April 2019 to R517.52.



9. IMPORT PARITY PRICES – WINTER CEREALS (b)(c)

9. INVOERPARITEITPRYSSE - WINTERGRANE (b)(c)

INVOERPARITEITPRYSSE VAN WINTERGRANE (BTW UITGESLT) SOOS OP		2020/06/02				IMPORT PARITY PRICES OF WINTER CEREALS (VAT EXCL) AS ON		
ITEM	Nota / Note	Koring/Wheat	Koring/Wheat	Koring/Wheat	Koring/Wheat	Koring/Wheat	Gars/Barley	ITEM
		VSA/ USA Golf/Gulf  HRW	VSA/ USA PNW  DNS	Argentynse/ Argentine Up River  Trigo Pan	EU Duitsland/ Germany Hamburg B kwaliteit/ quality	Russies/ Russian Black Sea  12.50%	Australiese/ Australian Adelaide  Mout/Malting	
		\$/t	\$/t	\$/t	\$/t	\$/t	\$/t	
Internasionale VAB pryse	a	221.00	247.00	241.00	227.00	220.00	205.00	International FOB prices
Vraggeld	b	17.00	17.00	17.00	15.00	17.00	18.00	Freight Rates
Assuransie (0.3% van VAB)		0.66	0.74	0.72	0.68	0.66	0.62	Insurance (0.3% of FOB)
1 KOSTE, ASSURANSIE EN VRAG (KAV) \$/T <i>Omskakel na R/t</i>		238.66	264.74	258.72	242.68	237.66	223.62	1 COST, INSURANCE AND FREIGHT (CIF) \$/T <i>Converted to R/t</i>
R/\$ Wisselkoers op: 2020/06/02	c	17.3131	17.3131	17.3131	17.3131	17.3131	17.3131	R/\$ Exchange rate on: 2020/06/02
2 KOSTE, ASSURANSIE EN VRAG (KAV) R/t		4131.94	4583.47	4479.25	4201.54	4114.63	3871.56	2 COST, INSURANCE AND FREIGHT (CIF) R/t
Finansieringskoste	d	24.62	27.31	26.69	25.04	24.52	23.07	Financing cost
3 KOSTE, ASSURANSIE, VRAG EN FINANSIERING R/t		4156.56	4610.78	4505.94	4226.58	4139.15	3894.63	3 COST, INSURANCE, FREIGHT AND FINANCING R/t
Aflaaiikoste	e, f							Discharging cost
3.1 Kaapstad (Hoofsaaklik kaaihykskraan metode)		212.55	212.55	212.55	212.55	212.55	212.55	3.1 Cape Town (Mainly shore cranes method)
3.2 Durban (Hoofsaaklik suig-in-silo metode)		202.93	202.93	202.93	202.93	202.93	202.93	3.2 Durban (Mainly suction into silo method)
Invoertarif op koring	g	516.60	516.60	516.60	516.60	516.60	0.00	Import Tariff on wheat
4 VRY OP SPOOR (VOS) R/t								4 FREE ON RAIL (FOR) R/t
4.1 Kaapstadhawe		4885.71	5339.93	5235.09	4955.73	4868.30	4107.18	4.1 Cape Town Harbour
4.2 Durbanhawe		4876.09	5330.31	5225.47	4946.11	4858.68	4097.56	4.2 Durban Harbour
Spoorvragkoste	h							Railage cost
- Kaapstad na Paarl		134.04	134.04	134.04	134.04	134.04	n/a	- Cape Town to Paarl
- Durban na Randfontein		517.52	517.52	517.52	517.52	517.52	517.52	- Durban to Randfontein
5 GELEWER:								5 DELIVERED:
- Kaapstad na Paarl R/ton		5019.75	5473.97	5369.13	5089.77	5002.34	n/a	- Cape Town to Paarl R/ton
- Durban na Randfontein R/ton		5393.61	5847.83	5742.99	5463.63	5376.20	4615.08	- Durban to Randfontein R/ton

Notas/Notes: 2020/06/02

a Bron van pryse en vraggeld : IGC GMI  
Source of prices and freight rates: IGC GMI

Termyn / Term	VAB/FOB US\$/ton	Vraggeld / Freight Rate: US\$/ton	Gars/Barley = US\$ + 1
Koring/Wheat: HRW No 2 (Hard Red Winter) Golf / Gulf	Jun 2020 221.00	VSA/USA (Golf / Gulf) 17.00	
Koring/Wheat: DNS 14% No 2 (Dark Northern Spring) Golf / Gulf	Jun 2020 247.00	Argentinië / Argentina (Upriver) 17.00	
Koring/Wheat: Argentinië / Argentine (Up River) Trigo Pan	Jun 2020 241.00	EU (Rouen/Hamburg) 15.00	16.00
Koring/Wheat: EU (Duitsland / Germany) B kwaliteit / quality	Jun 2020 227.00	Australië / Australia (Fremantle) 17.00	18.00
Koring/Wheat: Russian Milling 12.5%	Jun 2020 220.00	Rusland/Russia (Novorossiysk) 17.00	
Gars/Barley: Australiese moutgars/Australian malting barley (Adelaide)	Jun 2020 205.00		

b Vraggeld: bereken vir vragte van +/- 20 000 - 30 000t. / Freight rates: calculated for freights of +/- 20 000 - 30 000t.

c Reserwebank / Reserve Bank

d Finansieringskoste: 30 000t @ KAV @ primakoers vir 30 dae. Bron/Source: SARB 7.25% 2020/05/22  
Financing cost: 30 000t @ CIF @ prime rate for 30 days.

e Aflaaiikoste / Discharging cost (R/ton):  
Bron / Source: Mainport Africa Shipping

	Koring/Wheat:	Gars/Barley:
Kaapstad /	212.55	212.55
Durban:	202.93	202.93

f Ingesluit: Kaaigelde, hantering, kaaibesig, agente/dokumentasie, logistiek & opnames (inspeksie van skeepsvrag).  
Included: Wharfage, handling, wharf supervision, agent/documentation, logistic & survey (inspection of shipload).  
Uitgesluit: Gesondheidsinspeksie-, skeepagentskapfooi, strooktoetsingsfooi vir GMO, opbergingskoste asook BTW en invoerbelasting.  
Excluded: Health inspection fee, Ship agency fee, strip testing fees for GMO, storage costs as well as VAT and import duty.  
N.B: Slegs 'n aanduiding, aangestien koste van opname beding kan word / N.B: Indication only, as cost of survey can be negotiated.

g Invoertarif / Import Tariff:  
Koring/Wheat = R516.60 p/ton  
Gars/Barley = Vry/Free

h Neem asb. kennis van verandering in Spoornet se standaard spoorvrag op 1 April 2019 soos volg:  
Kaapstad na Paarl R134.04 en Durban na Randfontein R517.52  
Please note the change on 1 April 2019, in Spoornet's standard railrage cost as follows:  
Cape Town to Paarl R134.04 and Durban to Randfontein R517.52

10. IMPORT PARITY PRICES – OIL SEEDS (b)(c)(f)(g)

10. INVOERPARITEITPRYSE - OLIESADE (b)(c)(f)(g)

INVOERPARITEITPRYSE VAN OLIESADE (BTW UITGESLT) SOOS OP		2020/06/02								IMPORT PARITY PRICES OF OIL SEEDS (VAT EXCL) AS ON	
ITEM	Nota/ Note	Sojabone/ Soybeans	Sojabone/ Soybeans	Sojabone/ Soybeans	Sonneblom/ Sunflower	Sonneblom/ Sunflower	Canola	Grondbone/ Groundnuts	Grondbone/ Groundnuts	ITEM	
		VSA/ USA Golf/Gulf	Argentynse/ Argentine Up River	Brazilië/ Brazil Paranagua	EU Franse/ French Bordeaux	Swart See / Black Sea	Kanadese/ Canadian Vancouver	Argentynse/ Argentine Raw Runners 40/50	VSA/ USA Raw Runners 40/50		
Internasionale VAB pryse	a	\$/t	\$/t	\$/t	\$/t					International FOB prices	
Vraggeld	b	340.00	338.00	353.00	393.00	415.00	367.00	1440.00	1433.00	Freight Rates	
Assuransie (0.3% van VAB)		17.00	17.00	17.00	15.00	17.00	16.00	60.00	17.00	Insurance (0.3% of FOB)	
1 KOSTE, ASSURANSIE EN VRAG (KAV) \$/T		1.02	1.01	1.06	1.18	1.25	1.10	4.32	4.30	1 COST, INSURANCE AND FREIGHT (CIF) \$/T	
<i>Omskakel na R/t</i>										<i>Converted to R/t</i>	
R/\$ Wisselkoers op: 2020/06/02										R/\$ Exchange rate on: 2020/06/02	
2 KOSTE, ASSURANSIE EN VRAG (KAV) R/T	c	17.3131	17.3131	17.3131	17.3131	17.3131	17.3131	17.3131	17.3131	2 COST, INSURANCE AND FREIGHT (CIF) R/T	
		R/t	R/t	R/t	R/t		R/t	R/t	R/t		
3 KOSTE, ASSURANSIE, VRAG EN FINANSIERING R/T	d	6198.44	6163.64	6424.20	7084.17	7500.90	6649.96	26044.44	25178.44	3 COST, INSURANCE, FREIGHT AND FINANCING R/T	
Finansieringskoste		36.94	36.73	38.28	42.21	44.70	39.63	155.20	150.04	Financing cost	
4 VRY OP SPOOR (VOS) R/t Durban	e, f	6235.38	6200.37	6462.48	7126.38	7545.60	6689.59	26199.64	25328.48	4 FREE ON RAIL (FOR) R/t Durban	
Aflaaikoste: Durban	g	202.93	202.93	202.93	202.93	202.93	202.93	447.84	447.84	Discharging cost: Durban	
Invoertarif:		470.92	468.15	488.92	0.00	0.00	635.39	2493.09	2480.97	Import Tariff:	
5 GELEWER:	h	6909.23	6871.45	7154.33	7329.31	7748.53	7527.91	29140.57	28257.29	5 DELIVERED:	
- Durban na Randfontein										- Durban to Randfontein	
		517.52	517.52	517.52	517.52	517.52	517.52	-	-	Railage cost	
										- Durban to Randfontein	
		7426.75	7388.97	7671.85	7846.83	8266.05	8045.43	-	-		

Notas/Notes:

a Bron van pryse en vraggeld / Source of prices and freight rates : IGC (GMI), Georgalos Peanut World & Oilworld

2020/06/02

Termyn / Term	US\$/ton (VAB/FOB)	Vraggeld/Freight Rate:	US\$/ton
Sojabone/Soybeans: VSA/USA (Golf/Gulf)	Jun 2020 340.00	US Golf / Gulf	17.00
Sojabone/Soybeans: Argentinië/Argentina (Up River)	Jun 2020 338.00	Argentinië / Argentina	17.00
Sojabone/Soybeans: Brazilië/Brazil (Paranagua)	Jun 2020 353.00	EEC (Bordeaux/Hamburg)	15.00
Sonneblom/Sunflower: EU Frankryk/France (Bordeaux)	Jun 2020 393.00	Kanada/Canada (St Lawrence)	16.00
Sonneblom/Sunflower: Swart See/Black Sea	Jun 2020 415.00	Rusland / Russia (Novorossiysk)	17.00
Canola: Kanada/Canada (Vancouver)	Jun 2020 367.00	Grondbone/Groundnuts (ARG)	60.00
Grondbone/Groundnuts: Argentinië/Argentina (Raw Runner 40/50)	Jul 2020 1440.00		
Grondbone/Groundnuts: VSA/USA (Runners 40/50)	Jul 2020 1433.00		

b Vraggeld: bereken vir vragte van +/- 20 000 - 30 000t. / Freight rates: calculated for freights of +/- 20 000 - 30 000t.

c Reserwebank / Reservebank

d Finansieringskoste: 30 000t @ KAV @ primakoers vir 30 dae. Bron/Source: SARB 7.25% 2020/05/22  
Financing cost: 30 000t @ CIF @ prime rate for 30 days.

e Aflaaikoste / Discharging costs (R/ton):

	Sojabone/ Soybeans	Sonneblom/ Sunflower	Canola	Grondbone/ Groundnuts
Bron / Source: Mainport Africa Shipping	202.93	202.93	202.93	447.84

f Aflaaikoste / Discharging fees:

Ingesluit: Kaaigelde, hantering, kaalbesig, agente/dokumentasie, logistiek & opnames (inspeksie van skeepsvrag) /

Included: Wharfage, handling, wharf supervision, agent/documentation, logistic & survey (inspection of shipload).

Uitgesluit: Gesondheidsinspeksie-, skeepagentskapfooi, strooktoetsingsfooi vir GMO, opbergingskoste asook BTW en invoerbelasting /

Excluded: Health inspection fee, Ship agency fee, strip testing fees for GMO, storage costs as well as VAT and import duty.

N.B.: Slegs 'n aanduiding, aangesien koste van opname beding kan word / N.B.: Indication only, as cost of survey can be negotiated.

g Invoertarif / Import Tariff:

Sojabone/Soybeans = 8% op VAB / on FOB

Sonneblom/Sunflower = Vry / Free

Canola = 10% op VAB / on FOB

Grondbone/Groundnuts = 10% op VAB / on FOB

h Neem asb. kennis van die verandering in Spoorwet se standaard spoorvrag op 1 April 2019, na R517.52

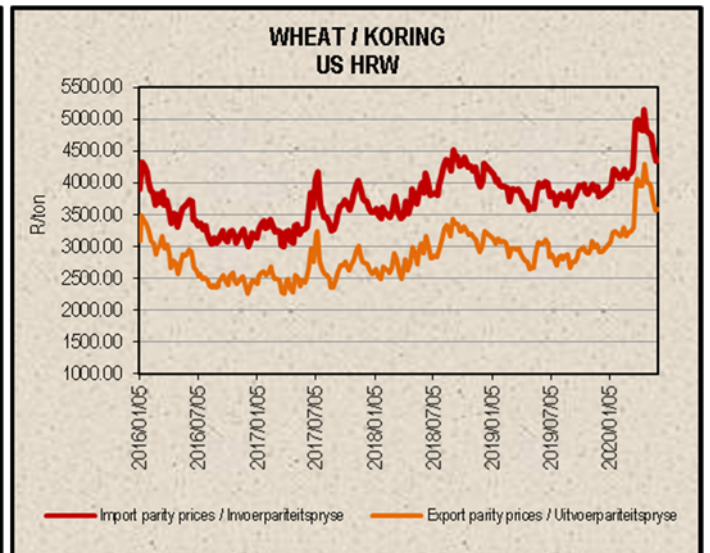
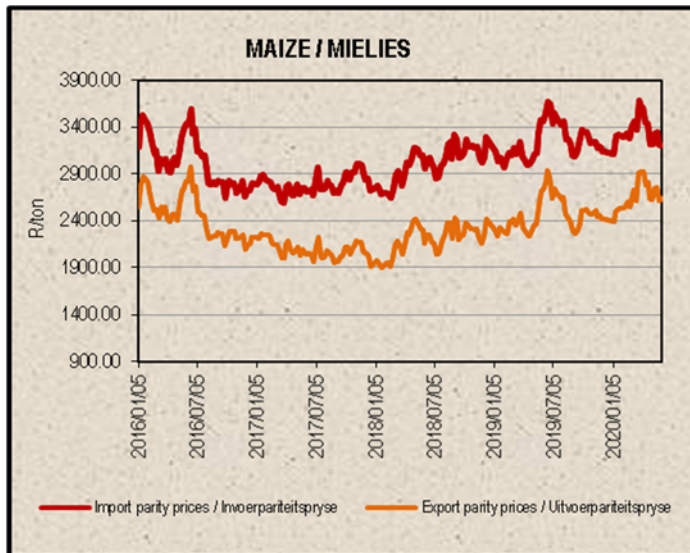
Please note the change on 1 April 2019 in Spoorwet's standard railage cost to R517.52

i Kwotasies is k.a.v. pryse. VAB pryse dus berekende pryse (kav minus vraggeld) / Quotes are c.i.f. prices. FOB prices are therefore calculated prices (cif minus freight rates).

11. EXPORT PARITY PRICES (b)(c)

11. UITVOERPARITEITPRYSE (b)(c)

INDICATIVE EXPORT PARITY PRICES AS ON	2020/06/02				AANDUIDENDE UITVOERPARITEITSPRYSE SOOS OP
This is <b>only an example</b> of how an export parity price can be calculated - it can vary according to need	US No3Y Maize/ Mielies Gulf/Golf (b) Jun 2020	US HRW Wheat/Koring Gulf/Golf (b) Jun 2020	US DNS 14% Wheat/Koring PNW (b) Jun 2020	Argentine Raw Runner 40/50 Groundnuts/ Grondbone (f) Jul 2020	Hierdie is <b>slegs 'n voorbeeld</b> van hoe 'n uitvoerpariteitsprys bereken kan word - dit kan varieer volgens behoefte
FOB Gulf value (\$/t)	155.00	221.00	247.00	1440.00	VAB Golfwaarde (\$/t)
Difference in quality and locality of SA <sup>1</sup> Maize: Plus US\$10 (\$/t) Groundnuts: Less 3,5% of fob value	\$10.00			96,5%	<sup>1</sup> Kwaliteits- en liggingsverskil van SA Mielies: Plus VSA\$10 (\$/t) Grondbone: Min 3,5% van vab waarde
SA fob price (\$/t)	165.00	221.00	247.00	1389.60	SA vab prys (\$/t)
Exchange rate (1\$=): (2020/06/02) <sup>2</sup> FOB Gulf value (R/t)	17.3131 2856.66	17.3131 3826.20	17.3131 4276.34	17.3131 24058.28	<sup>2</sup> Wisselkoers (1\$=): (2020/06/02) VAB Golfwaarde (R/t)
<b>Marketing costs:</b>					<b>Bemerkings koste:</b>
Financing (Prime rate 7.25% - 30 days) (R/t)	17.02	22.80	25.48	143.36	Finansieringskoste (Primakoers 7.25% - 30 dae) (R/t)
Railage: <sup>3</sup> Randfontein – Durban harbour	517.52	517.52	517.52	-	<sup>3</sup> Spoorvrage: Randfontein – Durbanhawe
Loading costs: (R/t) <sup>4</sup> Durban Harbour (Mainly spout method)	207.60	213.20	213.20	552.71	<sup>4</sup> Oplaaikoste: (R/t) Durbanhawe (Hoofsaaklik tregter metode)
<b>EXPORT REALISATION (R/t):</b>					<b>UITVOER REALISASIE (R/t):</b>
<b>Randfontein</b>	<b>2114.52</b>	<b>3072.68</b>	<b>3520.14</b>	<b>23362.21</b>	<b>Randfontein</b>
<i>Difference in quality and locality of SA (As requested by the industry) As from 14 June 2012, the discount/rebate will no longer be used to calculate the export parity price on US HRW and a new calculation will be added for US DNS, also without the discount/rebate.</i>					<i>Kwaliteits- en liggingsverskil van SA (Soos deur die bedryf versoek) Vanaf 14 Junie 2012 sal die diskonto/premie nie meer gebruik word by die berekening van die uitvoerpariteitprys van US HRW nie en 'n nuwe berekening word nou vir US DNS gedoen, ook sonder diskonto/premie.</i>
<i>Reserve Bank</i>					<i>Reserwebank</i>
<i>Railage costs: Please note that on 1 April 2019 Spoornet's standard railage cost has changed to R517.52.</i>					<i>Spoorvrage koste: Neem asb. kennis dat Spoornet se standaard spoorvrage op 1 April 2019 verander het na R517.52.</i>
<i>Loading costs, received from Mainport Africa Shipping: Included: Cargo dues, handling, wharf supervision, agency/documentation, logistics &amp; surveys (inspection of cargo). Excluded: Ship agent fees, health &amp; PPECB inspections, storage facility &amp; transport costs to storage facility, VAT &amp; duties.</i>					<i>Oplaaikoste, ontvang van Mainport Africa Shipping: Ingesluit: Kaai gelde, hantering, kaailoosig, agente/dokumentasie, logistiek &amp; opnames (inspeksie van skeepsvrage) Uitgesluit: Skeepsagentskaps-, inspeksie-, opbergings- en vervoerkoste na opbergingsfasiliteit, BTW &amp; invoerbelasting.</i>



## 12. WEATHER

For local weather, please follow the link below:

<https://www.accuweather.com/en/za/south-africa-weather>

## 12. WEER

Vir plaaslike weer, volg asseblief die onderstaande skakel:

<https://www.accuweather.com/en/za/south-africa-weather>

### *Sources / Bronne:*

*(a) = Safex; (b) = International Grains Council; (c) = SAGIS;*

*(d) = CBOT; (e) = KCBT; (f) = Oil World; (g) = Georgalos Peanut World.*

*\* Formula according to ITAC (International Trade Administration Commission of South Africa)/  
Formule volgens ITAC (International Trade Administration Commission of South Africa)*

*SAGIS*

Nico Hawkins

General Manager / Hoofbestuurder

**Indemnity/Vrywaring:** Although everything has been done to ensure the accuracy of the information, neither SAGIS nor any of its directors or employees takes any responsibility for actions or losses that might occur as a result of the usage of this information. / Alhoewel alles gedoen is om te verseker dat die inligting korrek is, aanvaar nie SAGIS of enige van sy direkteure of werknemers verantwoordelikheid vir enige aksies of verliese as gevolg van die inligting wat gebruik is nie.