

SAGIS WEEKLY BULLETIN / SAGIS WEEKLIKSE BULLETIN

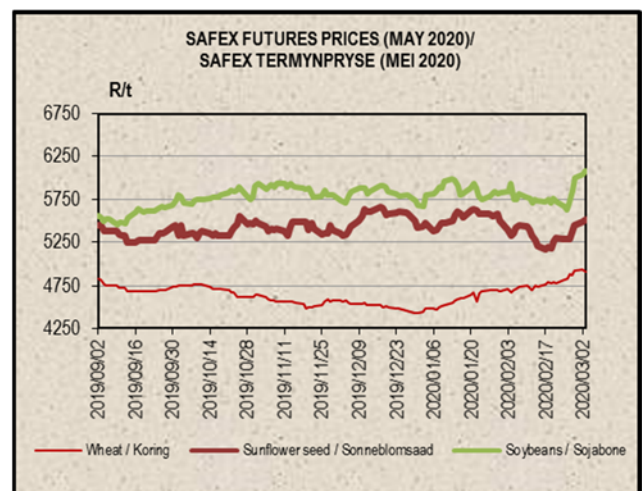
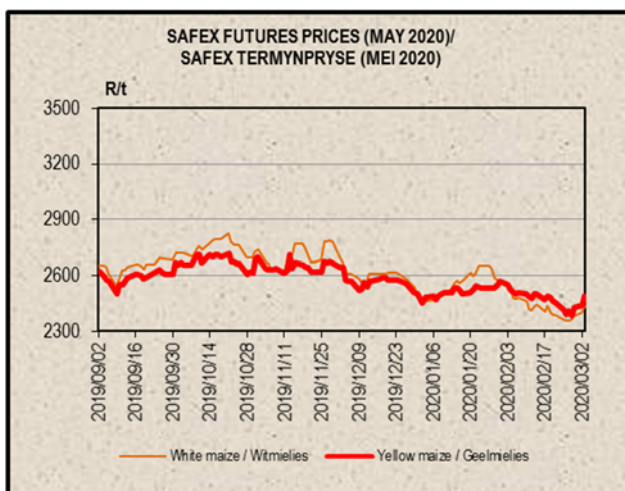
Please note that as from Thursday 7 March 2019, numbers 1, 2 & 4 in this bulletin will be hyperlinked with the relevant pages on our website / Neem asseblief kennis dat vanaf Donderdag 7 Maart 2019, sal nommers 1, 2 & 4 in hierdie bulletin geskakel wees met die relevante bladsye op ons webwerf.

1. PRODUCER DELIVERIES:	1. PRODUSENTELEWERINGS:
http://www.sagis.org.za/weekly_prod_deliveries.html	
2. IMPORTS, EXPORTS & MAIZE INTENTIONS:	2. INVOERE, UITVOERE & MIELIE INTENSIES:
http://www.sagis.org.za/weekly_imp-exp.html	

3. DOMESTIC PRICES PER SAFEX (R/t)(a)

3. PLAASLIKE PRYSE VOLGENS SAFEX (R/t)(a)

Commodity	Future Prices / Termynpryse (2020/03/02) R/ton					Kommoditeit
	Mar-20	May-20	Jul-20	Sep-20	Dec-20	
White maize	2901.00	2439.00	2302.00	2358.00	2449.00	Witmielies
Yellow maize	2579.00	2487.00	2439.00	2486.00	2564.00	Geelmielies
Wheat	4848.00	4916.00	4931.00	4716.00	4450.00	Koring
Sunflower	5440.00	5519.00	5620.00	5724.00	5869.00	Sonneblom
Soybeans	6145.00	6087.00	6172.00	6243.00	6288.00	Sojabone
Sorghum	3215.00	3161.00	3138.00	3114.00	3185.00	Sorghum



Directors/Direkteure:

Boshoff JDW (Mr/Mnr), Briedenhann E (Dr), Make BB (Mr/Mnr), Mohane HT (Mr/Mnr), Nebe AAA (Mr/Mnr), Ngejane Z (Mr/Mnr), Purchase JL (Dr) Chairperson/Voorsitter, Purnell M (Ms/Me) (Vice-Chairperson /Onder Voorsitter)
Groothof WJ (Mr/Mnr), Penny GR (Mr/Mnr), Schoonwinkel BC (Mr/Mnr), Van der Merwe JM (Ms/Me)
Hawkins NJ (Mr/Mnr)

Alternate Directors/Alternatiewe Direkteure:
General Manager/Hoofbestuurder:

http://www.sagis.org.za/import_tariffs.html

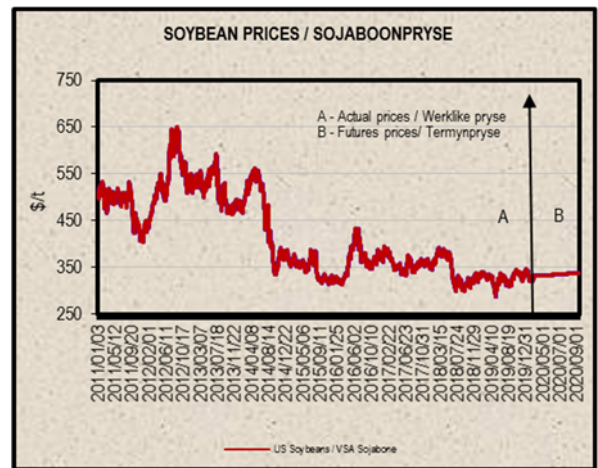
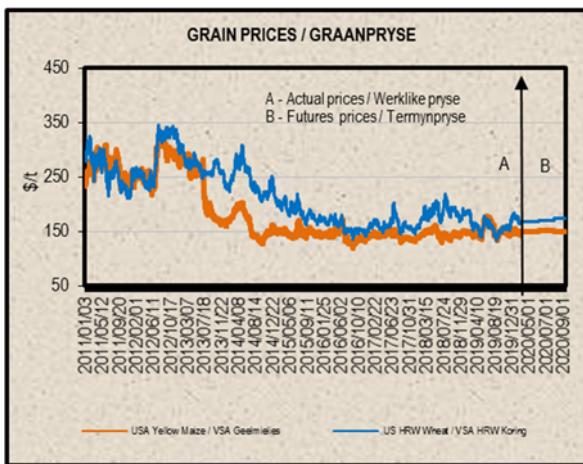
5. PRICES – INTERNATIONAL (US\$/t)

5. PRYSE - INTERNASIONAAL (VSA\$/t)

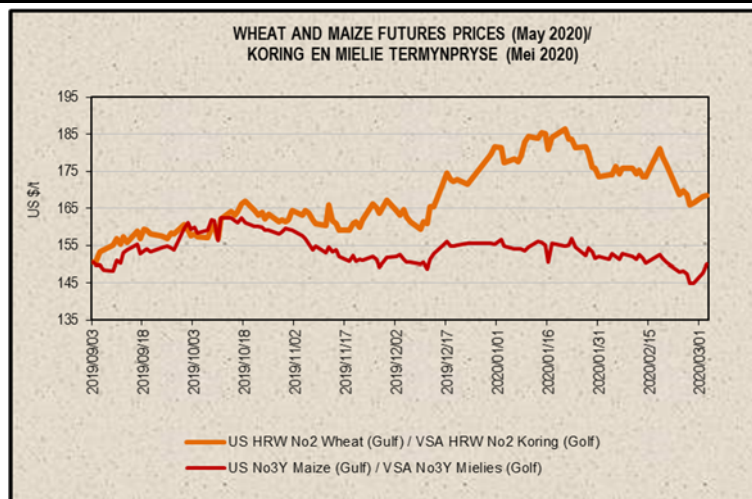
FOB (US\$/t)	Export Quotations/ Uitvoerkwotasie (b)(f)(g)				VAB (VSA\$/t)
	2020/03/03	2020/02/25	2020/02/18	2020/02/11	
US No 2 HRW Wheat (Gulf)	223.00	226.00	235.00	230.00	VSA No 2 HRW Koring (Golf)
US DNS Wheat 14% PNW	259.00	254.00	265.00	260.00	VSA DNS Koring 14% PNW
Argentine Wheat (Up River)	245.00	240.00	240.00	240.00	Argentynse Koring (Up River)
EC (France) Wheat (grade 1)	214.00	213.00	217.00	216.00	EU (Frankryk) Koring (graad 1)
EC (Germany) B Quality Wheat	220.00	221.00	221.00	219.00	EU (Duitsland) B Kwaliteit Koring
Russia Milling 12.5%	212.00	218.00	221.00	222.00	Swart See Maalkoring
US No 3Y Maize (Gulf)	177.00	174.00	178.00	176.00	VSA No3Y Mielies (Golf)
Argentine Maize (Up River)	172.00	173.00	180.00	181.00	Argentynse Mielies (Up River)
US Sorghum (Gulf)	195.00	178.00	180.00	181.00	VSA Sorghum (Golf)
Argentine Sorghum (Up River)	148.00	146.00	148.00	148.00	Argentynse Sorghum (Up River)
US Soybeans (Gulf)	353.00	347.00	352.00	349.00	VSA Sojabone (Gulf)
Argentine Soybeans (Up River)	335.00	345.00	349.00	347.00	Argentynse Sojabone (Up River)
Canadian Canola	371.00	365.00	373.00	370.00	Kanadese Canola
Argentine Groundnuts Runners 40/50	1523.00*	1520.00*	1500.00	1495.00	Argentynse Grondbone 40/50 Runners
US Groundnuts Runners 40/50 shelled	1520.00	1520.00	1472.00	1470.00	VSA Grondbone 40/50 Runners uitgedop
Australian Malting Barley (Commander Malt)	219.00	222.00	226.00	232.00	Australiese Moutgars (Commander Mout)

* 2020 New Peanut Crop

* 2020 Nuwe Grondbone Oes



Futures prices (US\$/t) / Termynpryse (VSA\$/t) (d)(e) (2020/03/02)							
Commodity	Mar-20	May-20	Jul-20	Sep-20	Dec-20	Mar-21	Kommoditeit
US No3 Yellow maize	150.23	150.07	151.02	149.84	151.33	155.27	VSA No3 Geelmielies
US No2 HRW wheat	166.08	168.36	170.86	173.94	178.72	183.06	VSA No2 HRW koring
US Soybeans	328.12	331.94	335.62	336.35	n/a	335.91	VSA Sojabone



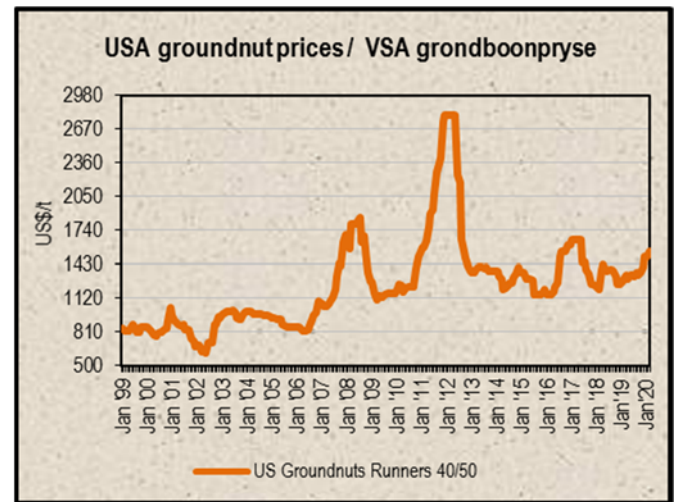
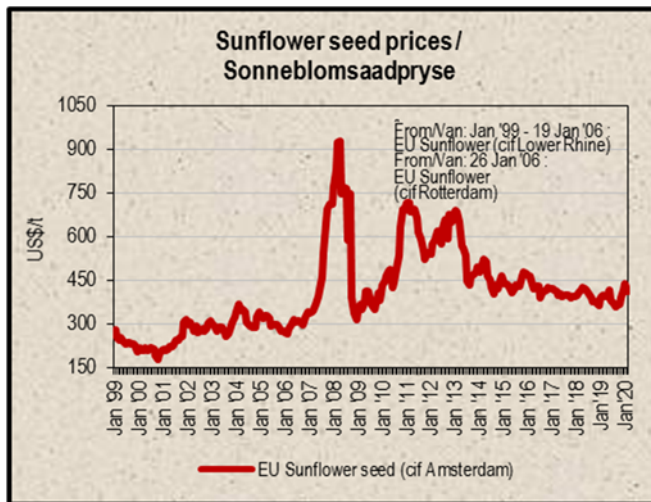
6. LOWEST REPRESENTATIVE ASKING PRICES
(US\$/t) (f)(g) (Prices of previous week)

6. LAAGSTE VERTEENWOORDIGENDE PRYSE GEVRA
(Pryse van vorige week) (VSA\$/t) (f)(g)

US\$/t	2020/02/27	2020/02/20	Change/ Verandering	VSA\$/t
Soybeans, USA, c.i.f. Rotterdam	372	380	-2.1%	Sojabone, VSA, k.a.v. Rotterdam
Groundnuts, USA Runners 40/50*	1550	1500	3.3%	Grondbone, VSA Runners 40/50*
Groundnuts, Argentine Runners 40/50*	1600	1600	0.0%	Grondbone, Argentynse Runners 40/50*
Groundnut-oil, c.i.f. Rotterdam	1550	1510	2.6%	Grondboon-olie, k.a.v. Rotterdam
Sunflower seed, EU c.i.f. Amsterdam	410	425	-3.5%	Sonneblomsaad, EU k.a.v. Amsterdam
Sunflower seed, fob Black Sea	390	400	-2.5%	Sonneblomsaad, Swart See
Sunflower-oil, EU (fob) N.W. Europe	720	755	-4.6%	Sonneblom-olie, EU (vab) N.W. Eur.
Rapeseed, Europe, 00, c.i.f. Hamburg	435	441	-1.4%	Raapsaad, Europa, 00, k.a.v. Hamburg

* Shelled, c.i.f. Rotterdam (2020 new Peanut crop)

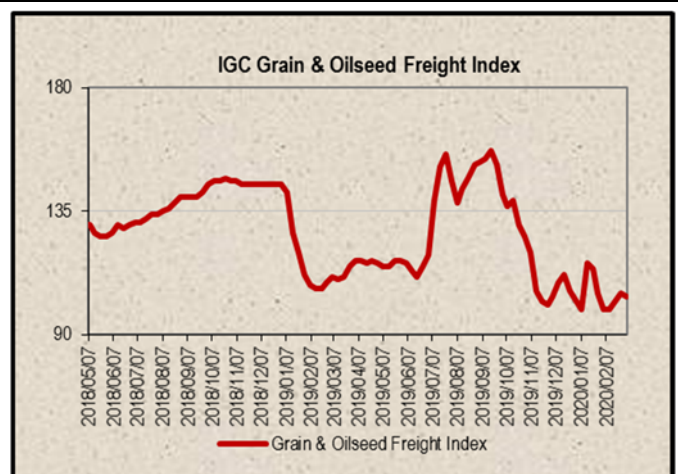
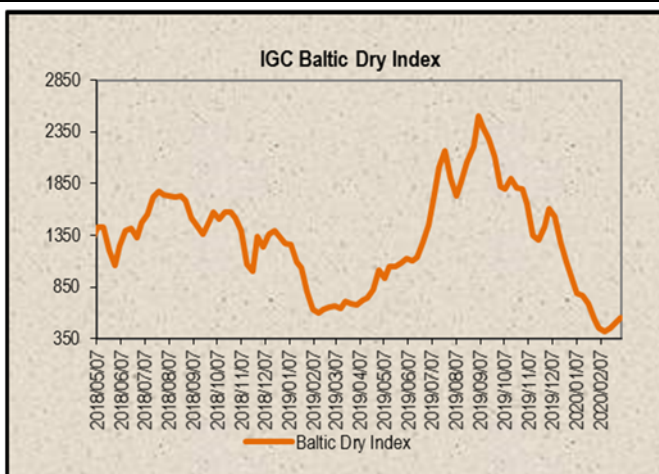
* Uitgedop k a v Rotterdam (2020 nuwe Grondbone oes)



7. IGC FREIGHT INDICES (b)

7. IGC VRAG INDEKSE (b)

IGC FREIGHT INDICES / IGC VRAG INDEKSE							
	2020/01/28	2020/02/04	2020/02/11	2020/02/18	2020/02/25	2020/03/03	
Grain & Oilseeds Freight Index*	539	453	418	450	508	549	Graan & Oliesade Vrag Indeks*
Baltic Dry Index	105	99	99	102	105	104	Baltiese Droë Indeks



* IGC's new Grain & Oilseeds Freight Index (GOFI) represents 68 major grain routes, compared to 15 routes covered previously. Similar to the previous index, the GOFI will be calculated on a weekly basis, with the first week of January 2013 taken as its base of 100.

* IGC se nuwe Graan & Oliesade Vrag Indeks (GOVI) verteenwoordig 68 hoof graanroetes, teenoor 15 roetes wat voorheen gedek is. Soortgelyk aan die vorige indeks, sal die GOVI weekliks bereken word met die eerste week van Januarie 2013 geneem as basis van 100.

8. IMPORT PARITY PRICES – SUMMER GRAINS (b)(c)

8. INVOERPARITEITPRYSE - SOMERGRANE (b)(c)

INVOERPARITEITPRYSE VAN SOMERGRANE (BTW UITGESLT) SOOS OP				2020/03/03		IMPORT PARITY PRICES OF SUMMER GRAINS (VAT EXCL) AS ON	
ITEM	Nota/ Note	Mielies/Maize	Mielies/Maize	Sorghum	Sorghum	Sorghum	ITEM
		VSA/ USA Golf/Gulf (no.3Y)	Argentynse/ Argentina Up River	VSA/ USA Golf/Gulf	Argentynse/ Argentina Up River	Australiese/ Australian Brisbane	
		\$/t	\$/t	\$/t	\$/t	\$/t	
Internasionale VAB pryse	a	177.00	172.00	195.00	148.00	289.00	International FOB prices
Vraggeld	b	27.00	22.00	27.00	22.00	18.00	Freight Rates
Assuransie (0.3% van VAB)		0.53	0.52	0.59	0.44	0.87	Insurance (0.3% of FOB)
1 KOSTE, ASSURANSIE EN VRAG (KAV) \$/T <i>Omskakel na R/t</i>		204.53	194.52	222.59	170.44	307.87	1 COST, INSURANCE AND FREIGHT (CIF) \$/T <i>Converted to R/t</i>
R/\$ Wisselkoers op: 2020/03/03	c	15.5337	15.5337	15.5337	15.5337	15.5337	R/\$ Exchange rate on: 2020/03/03
2 KOSTE, ASSURANSIE EN VRAG (KAV) R/t		3177.11	3021.62	3457.65	2647.56	4782.36	2 COST, INSURANCE AND FREIGHT (CIF) R/t
Finansieringskoste	d	25.46	24.21	27.71	21.22	38.32	Financing cost
3 KOSTE, ASSURANSIE, VRAG EN FINANSIERING R/t		3202.57	3045.83	3485.36	2668.78	4820.68	3 COST, INSURANCE, FREIGHT AND FINANCING R/t
Aflaaiikoste:	e,f						Discharging cost:
- Kaapstad		212.55	212.55	n/a	n/a	n/a	- Cape Town
- Durban		202.93	202.93	202.93	202.93	202.93	- Durban
Invoertarif	g	0.00	0.00	90.87	68.97	134.68	Import Tariff
4 VRY OP SPOOR (VOS) R/t							4 FREE ON RAIL (FOR) R/t
- Kaapstad		3415.12	3258.38	n/a	n/a	n/a	- Cape Town
- Durban		3405.50	3248.76	3576.23	2737.75	4955.36	- Durban
Spoorvragkoste	h						Railage cost
- Durban na Randfontein		517.52	517.52	517.52	517.52	517.52	- Durban to Randfontein
5 GELEWER: - Durban na Randfontein R/ton		3923.02	3766.28	4093.75	3255.27	5472.88	5 DELIVERED: - Durban to Randfontein R/ton

Notas/Notes:

a Bron van pryse en vraggeld : IGC GMI
Source of prices and freight rates: IGC GMI

2020/03/03

Termyn / Term	US\$/ton (VAB/FOB)	Vraggeld/Freight Rate:	US\$/ton
Mri/Mar 2020	177.00	US Golf / Gulf	27.00
Mri/Mar 2020	172.00	Argentinië / Argentina	22.00
Apr 2020	195.00	Australië/Australia (Fremantle)	18.00
Mri/Mar 2020	148.00		
Mri/Mar 2020	289.00		

Mielies/Maize: VSA/USA (Golf/Gulf No.3Y)
Mielies/Maize: Argentinië/Argentina (Up River)
Sorghum: VSA/USA (Golf / Gulf Milo)
Sorghum: Argentinië/Argentina (Up River)
Sorghum: Australië/Australia (Brisbane)

b Vraggeld: bereken vir vragte van +/- 20 000 - 30 000t / Freight rates: calculated for freights of +/- 20 000 - 30 000t

c Reserwebank / Reserve Bank

d Finansieringskoste: 30 000t @ KAV @ primakoers vir 30 dae. Bron/Source: SARB 9.75% 2020/01/17
Financing cost: 30 000t @ CIF @ prime rate for 30 days.

	Mielies/Maize:	Sorghum
Kaapstad / Cape Town:	212.55	n/a
Durban:	202.93	202.93

e Aflaaiikoste / Discharging costs (R/ton):

Bron / Source: Mainport Africa Shipping

f Ingesluit: Kaai gelde, hantering, kaai besig, agente/dokumentasie, logistiek & opnames (inspeksie van skeepsvrag) /

Included: Wharfage, handling, wharf supervision, agent/documentation, logistic & survey (inspection of shipload).

Uitgesluit: Gesondheidsinspeksie-, skeepagentskapfooi, strooktoetsingsfooi vir GMO, opbergingskoste asook BTW en invoerbelasting /

Excluded: Health inspection fee, Ship agency fee, strip testing fees for GMO, storage costs as well as VAT and import duty.

N.B: Slegs 'n aanduiding, agensies koste van opname beding kan word / N.B: Indication only, as cost of survey can be negotiated.

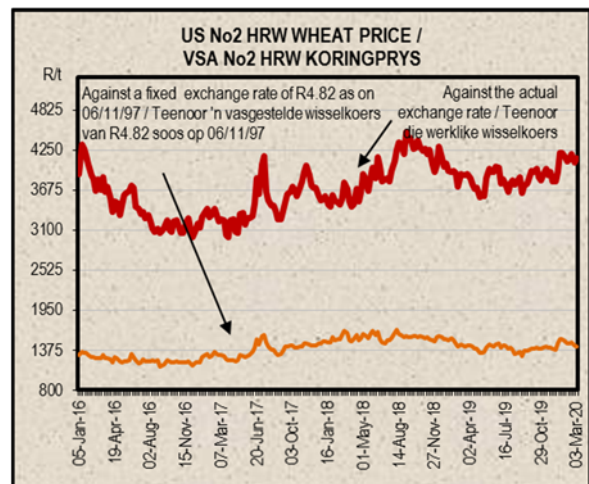
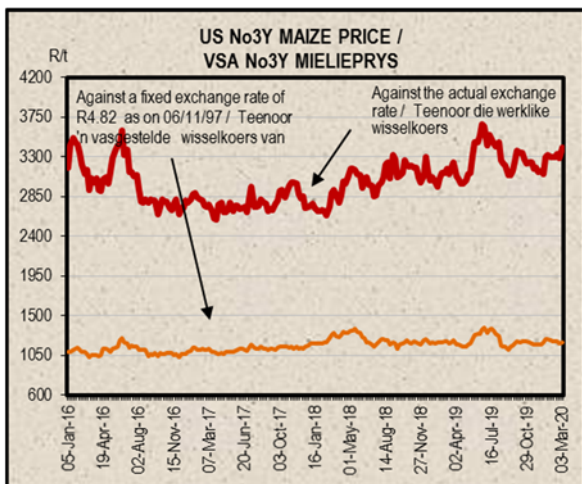
g Invoertarif / Import Tariff:

Mielies/Maize = Vry / Free

Sorghum = 3% op VAB / on FOB

h Neem asb. kennis van die verandering in Spoorwet se standaard spoorvrag op 1 April 2019, na R517.52.

Please note the change in Spoorwet's standard railage cost on 1 April 2019 to R517.52.



9. IMPORT PARITY PRICES – WINTER CEREALS (b)(c)

9. INVOERPARITEITPRYSSE - WINTERGRANE (b)(c)

INVOERPARITEITPRYSSE VAN WINTERGRANE (BTW UITGESLT) SOOS OP		2020/03/03		IMPORT PARITY PRICES OF WINTER CEREALS (VAT EXCL) AS ON				
ITEM	Nota / Note	Koring/Wheat	Koring/Wheat	Koring/Wheat	Koring/Wheat	Koring/Wheat	Gars/Barley	ITEM
		VSA/ USA Golf/Gulf HRW	VSA/ USA PNW DNS	Argentynse/ Argentine Up River Trigo Pan	EU Duitsland/ Germany Hamburg B kwaliteit/ quality	Russies/ Russian Black Sea 12.50%	Australiese/ Australian Adelaide Mout/Malting	
Internasionale VAB pryse	a	223.00	259.00	245.00	220.00	212.00	219.00	International FOB prices
Vruggeld	b	27.00	27.00	22.00	24.00	30.00	19.00	Freight Rates
Assuransie (0.3% van VAB)		0.67	0.78	0.74	0.66	0.64	0.66	Insurance (0.3% of FOB)
1 KOSTE, ASSURANSIE EN VRAG (KAV) \$/T		250.67	286.78	267.74	244.66	242.64	238.66	1 COST, INSURANCE AND FREIGHT (CIF) \$/T
<i>Omskakel na R/t</i>								<i>Converted to R/t</i>
R/\$ Wisselkoers op: 2020/03/03	c	15.5337	15.5337	15.5337	15.5337	15.5337	15.5337	R/\$ Exchange rate on: 2020/03/03
2 KOSTE, ASSURANSIE EN VRAG (KAV) R/t		3893.83	4454.75	4158.99	3800.48	3769.10	3707.27	2 COST, INSURANCE AND FREIGHT (CIF) R/t
Finansieringskoste	d	31.20	35.70	33.33	30.46	30.20	29.71	Financing cost
3 KOSTE, ASSURANSIE, VRAG EN FINANSIERING R/t		3925.03	4490.45	4192.32	3830.94	3799.30	3736.98	3 COST, INSURANCE, FREIGHT AND FINANCING R/t
Aflaaiikoste	e, f							Discharging cost
3.1 Kaapstad (Hoofsaaklik kaaihyskraan metode)		212.55	212.55	212.55	212.55	212.55	212.55	3.1 Cape Town (Mainly shore cranes method)
3.2 Durban (Hoofsaaklik suig-in-silo metode)		202.93	202.93	202.93	202.93	202.93	202.93	3.2 Durban (Mainly suction into silo method)
Invoertarif op koring	g	516.60	516.60	516.60	516.60	516.60	0.00	Import Tariff on wheat
4 VRY OP SPOOR (VOS) R/t								4 FREE ON RAIL (FOR) R/t
4.1 Kaapstadhawe		4654.18	5219.60	4921.47	4560.09	4528.45	3949.53	4.1 Cape Town Harbour
4.2 Durbanhawe		4644.56	5209.98	4911.85	4550.47	4518.83	3939.91	4.2 Durban Harbour
Spoorvragkoste	h							Railage cost
- Kaapstad na Paarl		134.04	134.04	134.04	134.04	134.04	n/a	- Cape Town to Paarl
- Durban na Randfontein		517.52	517.52	517.52	517.52	517.52	517.52	- Durban to Randfontein
5 GELEWER:								5 DELIVERED:
- Kaapstad na Paarl R/ton		4788.22	5353.64	5055.51	4694.13	4662.49	n/a	- Cape Town to Paarl R/ton
- Durban na Randfontein R/ton		5162.08	5727.50	5429.37	5067.99	5036.35	4457.43	- Durban to Randfontein R/ton

Notas/Notes:

2020/03/03

a Bron van pryse en vruggeld : IGC GMI
Source of prices and freight rates: IGC GMI

Termyn / Term	VAB/FOB		Vruggeld / Freight Rate:	US\$/ton	Gars/Barley = US\$ + 1
	US\$/ton				
Koring/Wheat: HRW No 2 (Hard Red Winter) Golf / Gulf	Mr/Mar 2020	223.00	VSA/USA (Golf / Gulf)	27.00	
Koring/Wheat: DNS 14% No 2 (Dark Northern Spring) Golf / Gulf	Mr/Mar 2020	259.00	Argentinië / Argentina (Upriver)	22.00	25.00
Koring/Wheat: Argentinië / Argentine (Up River) Trigo Pan	Mr/Mar 2020	245.00	EU (Rouen/Hamburg)	24.00	19.00
Koring/Wheat: EU (Duitsland / Germany) B kwaliteit / quality	Mr/Mar 2020	220.00	Australië / Australia (Fremantle)	18.00	
Koring/Wheat: Russian Milling 12.5%	Mr/Mar 2020	212.00	Rusland/Russia (Novorossiysk)	30.00	
Gars/Barley: Australiese moutgars/Australian malting barley (Adelaide)	Mr/Mar 2020	219.00			

b Vruggeld: bereken vir vrage van +/- 20 000 - 30 000t. / Freight rates: calculated for freights of +/- 20 000 - 30 000t.

c Reserwebank / Reserve Bank

d Finansieringskoste: 30 000t @ KAV @ primakoers vir 30 dae. Bron/Source: SARB 9.75% 2020/01/17
Financing cost: 30 000t @ CIF @ prime rate for 30 days.

e Aflaaiikoste / Discharging cost (R/ton):
Bron / Source: Mainport Africa Shipping

	Koring/Wheat:	Gars/Barley:
Kaapstad /	212.55	212.55
Durban:	202.93	202.93

f Ingesluit: Kaaigelde, hantering, kaaibesig, agente/dokumentasie, logistiek & opnames (inspeksie van skeepsvrag).

Included: Wharfage, handling, wharf supervision, agent/documentation, logistic & survey (inspection of shipload).

Uitgesluit: Gesondheidsinspeksie-, skeepagentskapfooi, strooktoetsingsfooi vir GMO, opbergingskoste asook BTW en invoerbelasting.

Excluded: Health inspection fee, Ship agency fee, strip testing fees for GMO, storage costs as well as VAT and import duty.

N.B: Slegs 'n aanduiding, aangesien koste van opname beding kan word / N.B: Indication only, as cost of survey can be negotiated.

g Invoertarif / Import Tariff:
Koring/Wheat = R516.60 p/ton
Gars/Barley = Vry/Free

h Neem asb. kennis van verandering in Spoornet se standaard spoorvrag op 1 April 2019 soos volg:
Kaapstad na Paarl R134.04 en Durban na Randfontein R517.52
Please note the change on 1 April 2019, in Spoornet's standard railage cost as follows:
Cape Town to Paarl R134.04 and Durban to Randfontein R517.52

10. IMPORT PARITY PRICES – OIL SEEDS (b)(c)(f)(g)

10. INVOERPARITEITPRYSE - OLIESADE (b)(c)(f)(g)

INVOERPARITEITPRYSE VAN OLIESADE (BTW UITGESLT) SOOS OP 2020/03/03 IMPORT PARITY PRICES OF OIL SEEDS (VAT EXCL) AS ON

ITEM	Nota/ Note	Sojabone/ Soybeans	Sojabone/ Soybeans	Sojabone/ Soybeans	Sonneblom/ Sunflower	Sonneblom/ Sunflower	Canola	Grondbone/ Groundnuts	Grondbone/ Groundnuts	ITEM
		VSA/ USA Golf/Gulf	Argentynse/ Argentine Up River	Brazilië/ Brazil Paranagua	EU Franse/ French Bordeaux	Swart See / Black Sea	Kanadese/ Canadian Vancouver	Argentynse/ Argentine Raw Runners 40/50	VSA/ USA Raw Runners 40/50	
Internasionale VAB pryse	a	\$/t	\$/t	\$/t	\$/t					International FOB prices
Vraggeld	b	353.00	335.00	348.00	396.00	390.00	371.00	1520.00	1523.00	Freight Rates
Assuransie (0.3% van VAB)		27.00	22.00	22.00	24.00	30.00	28.00	80.00	27.00	Insurance (0.3% of FOB)
1 KOSTE, ASSURANSIE EN VRAG (KAV) \$/T		1.06	1.01	1.04	1.19	1.17	1.11	4.56	4.57	1 COST, INSURANCE AND FREIGHT (CIF) \$/T
<i>Omskakel na R/t</i>		381.06	358.01	371.04	421.19	421.17	400.11	1604.56	1554.57	<i>Converted to R/t</i>
R/\$ Wisselkoers op: 2020/03/03	c	15.5337	15.5337	15.5337	15.5337	15.5337	15.5337	15.5337	15.5337	R/\$ Exchange rate on: 2020/03/03
2 KOSTE, ASSURANSIE EN VRAG (KAV) R/T		R/t	R/t	R/t	R/t		R/t	R/t	R/t	2 COST, INSURANCE AND FREIGHT (CIF) R/T
		5919.27	5561.22	5763.62	6542.64	6542.33	6215.19	24924.75	24148.22	
Finansieringskoste	d	47.44	44.57	46.19	52.43	52.43	49.81	199.74	193.52	Financing cost
3 KOSTE, ASSURANSIE, VRAG EN FINANSIERING R/T		5966.71	5605.79	5809.81	6595.07	6594.76	6265.00	25124.49	24341.74	3 COST, INSURANCE, FREIGHT AND FINANCING R/T
Aflaakoste: Durban	e, f	202.93	202.93	202.93	202.93	202.93	202.93	447.84	447.84	Discharging cost: Durban
Invoertarif:	g	438.67	416.30	432.46	0.00	0.00	576.30	2361.12	2365.78	Import Tariff:
4 VRY OP SPOOR (VOS) R/t Durban		6608.31	6225.02	6445.20	6798.00	6797.69	7044.23	27933.45	27155.36	4 FREE ON RAIL (FOR) R/t: Durban
Spoorvragkoste	h									Railage cost
- Durban na Randfontein		517.52	517.52	517.52	517.52	517.52	517.52	-	-	- Durban to Randfontein
5 GELEWER:										5 DELIVERED:
- Durban na Randfontein R/ton		7125.83	6742.54	6962.72	7315.52	7315.21	7561.75	-	-	- Durban to Randfontein R/ton

Notas/Notes:

a Bron van pryse en vraggeld / Source of prices and freight rates : IGC (GMI), Georgalos Peanut World & Oilworld

2020/03/03

Termyn / Term	US\$/ton (VAB/FOB)	Vraggeld/Freight Rate:	US\$/ton
Sojabone/Soybeans: VSA/USA (Golf/Gulf)	Mar/Mrt 2020	353.00 US Golf / Gulf	27.00
Sojabone/Soybeans: Argentinië/Argentina (Up River)	Mar/Mrt 2020	335.00 Argentinië / Argentina	22.00
Sojabone/Soybeans: Brazilië/Brazil (Paranagua)	Mar/Mrt 2020	348.00 EEC (Bordeaux/Hamburg)	24.00
Sonneblom/Sunflower: EU Frankryk/France (Bordeaux)	Mar/Mrt 2020	396.00 Kanada/Canada (St Lawrence)	28.00
Sonneblom/Sunflower: Swart See/Black Sea	Mar/Mrt 2020	390.00 Rusland / Russia (Novorossiysk)	30.00
Canola: Kanada/Canada (Vancouver)	Mar/Mrt 2020	371.00 Grondbone/Groundnuts (ARG)	80.00
Grondbone/Groundnuts: Argentinië/Argentina (Raw Runner 40/50)	Jul 2020	1520.00	
Grondbone/Groundnuts: VSA/USA (Runners 40/50)	Apr 2020	1523.00	

b Vraggeld: bereken vir vragte van +/- 20 000 - 30 000t / Freight rates: calculated for freights of +/- 20 000 - 30 000t.

c Reserwebank / Reservebank

d Finansieringskoste: 30 000t @ KAV @ primakoers vir 30 dae. Bron/Source: SARB 9.75% 2020/01/17

Financing cost: 30 000t @ CIF @ prime rate for 30 days.

e Aflaakoste / Discharging costs (R/ton):

Bron / Source: Mainport Africa Shipping

	Sojabone/ Soybeans	Sonneblom/ Sunflower	Canola	Grondbone/ Groundnuts
Durban:	202.93	202.93	202.93	447.84

f Aflaakoste / Discharging fees:

Ingesluit: Kaaigelde, hantering, kaaitoesig, agente/dokumentasie, logistiek & opnames (inspeksie van skeepsvrag) /

Included: Wharfage, handling, wharf supervision, agent/documentation, logistic & survey (inspection of shipload).

Uitgesluit: Gesondheidsinspeksie-, skeepagentskapfoel, strooktoetsingsfoel vir GMO, opbergingskoste asook BTW en invoerbelasting /

Excluded: Health inspection fee, Ship agency fee, strip testing fees for GMO, storage costs as well as VAT and import duty.

N.B: Slegs 'n aanduiding, aangesien koste van opname beding kan word / N.B: Indication only, as cost of survey can be negotiated.

g Invoertarif / Import Tariff:

Sojabone/Soybeans = 8% op VAB / on FOB

Sonneblom/Sunflower = Vry / Free

Canola = 10% op VAB / on FOB

Grondbone/Groundnuts = 10% op VAB / on FOB

h Neem asb. kennis van die verandering in Spoorwet se standaard spoorvrag op 1 April 2019, na R517.52

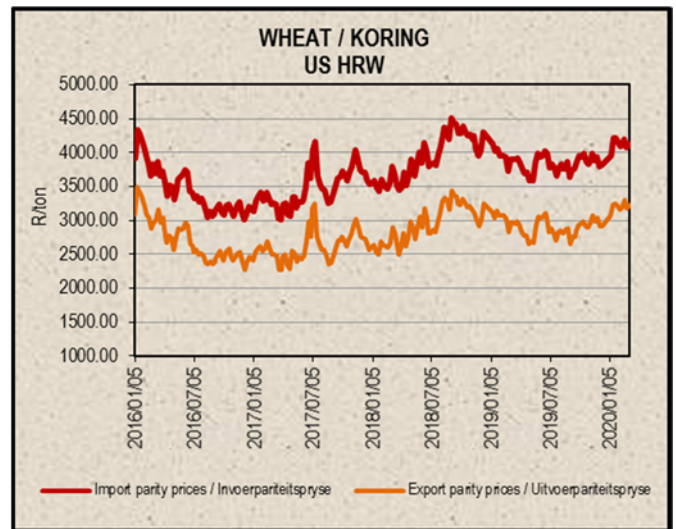
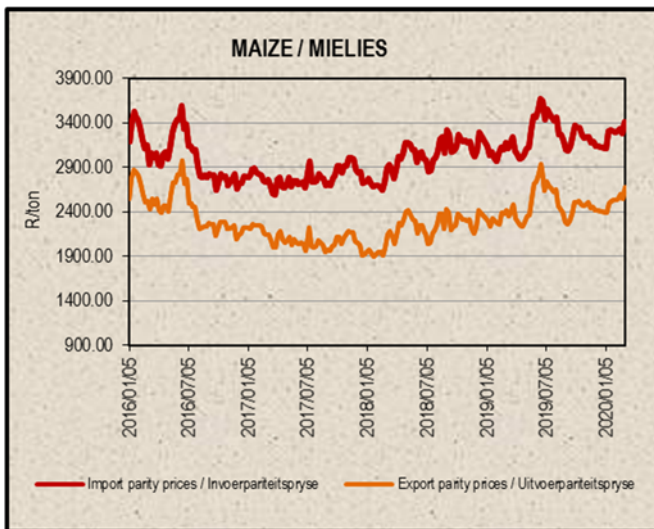
Please note the change on 1 April 2019 in Spoorwet's standard railage cost to R517.52

i Kwotasies is k.a.v. pryse. VAB pryse dus berekende pryse (kav minus vraggeld) / Quotes are c.i.f. prices. FOB prices are therefore calculated prices (cif minus freight rates).

11. EXPORT PARITY PRICES (b)(c)

11. UITVOERPARITEITPRYSE (b)(c)

INDICATIVE EXPORT PARITY PRICES AS ON	2020/03/03				AANDUIDENDE UITVOERPARITEITSPRYSE SOOS OP
This is only an example of how an export parity price can be calculated - it can vary according to need	US No3Y Maize/ Mielies Gulf/Golf (b) Mar/Mrt 2020	US HRW Wheat/Koring Gulf/Golf (b) Mar/Mrt 2020	US DNS 14% Wheat/Koring PNW (b) Mar/Mrt 2020	Argentine Raw Runner 40/50 Groundnuts/ Grondbone (f) Jul 2020	Hierdie is slegs 'n voorbeeld van hoe 'n uitvoerpariteitsprys bereken kan word - dit kan varieer volgens behoefte
FOB Gulf value (\$/t)	177.00	223.00	259.00	1520.00	VAB Goliwaarde (\$/t)
Difference in quality and locality of SA ¹ Maize: Plus US\$10 (\$/t) Groundnuts: Less 3,5% of fob value	\$10.00			96,5%	¹ Kwaliteits- en liggingsverskil van SA Mielies: Plus VS\$10 (\$/t) Grondbone: Min 3,5% van vab waarde
SA fob price (\$/t)	187.00	223.00	259.00	1466.80	SA vab prys (\$/t)
Exchange rate (1\$=): (2020/03/03) ²	15.5337	15.5337	15.5337	15.5337	² Wisselkoers (1\$=): (2020/03/03)
FOB Gulf value (R/t)	2904.80	3464.02	4023.23	22784.83	VAB Goliwaarde (R/t)
Marketing costs:					Bemerkings koste:
Financing (Prime rate 9.75% - 30 days) (R/t)	23.28	27.76	32.24	182.59	Finansieringskoste (Primakoers 9.75% - 30 dae) (R/t)
Railage: ³ Randfontein – Durban harbour	517.52	517.52	517.52	-	³ Spoorvrage: Randfontein – Durbanhawe
Loading costs: (R/t) ⁴ Durban Harbour (Mainly spout method)	207.60	213.20	213.20	552.71	⁴ Oplaaikoste: (R/t) Durbanhawe (Hoofsaaklik tregter metode)
EXPORT REALISATION (R/t):					UITVOER REALISASIE (R/t):
Randfontein	2156.40	2705.54	3260.27	22049.53	Randfontein
<i>Difference in quality and locality of SA (As requested by the industry)</i>			1		<i>Kwaliteits- en liggingsverskil van SA (Soos deur die bedryf versoek)</i>
<i>As from 14 June 2012, the discount/rebate will no longer be used to calculate the export parity price on US HRW and a new calculation will be added for US DNS, also without the discount/rebate.</i>					<i>Vanaf 14 Junie 2012 sal die diskonto/premie nie meer gebruik word by die berekening van die uitvoerpariteitprys van US HRW nie en 'n nuwe berekening word nou vir US DNS gedoen, ook sonder diskonto/premie.</i>
<i>Reserve Bank</i>			2		<i>Reserwebank</i>
<i>Railage costs:</i>					<i>Spoorvrage koste:</i>
<i>Please note that on 1 April 2019 Spoornet's standard railage cost has changed to R517.52.</i>			3		<i>Neem asb. kennis dat Spoornet se standaard spoorvrage op 1 April 2019 verander het na R517.52.</i>
<i>Loading costs, received from Mainport Africa Shipping:</i>					<i>Oplaaikoste, ontvang van Mainport Africa Shipping:</i>
<i>Included: Cargo dues, handling, wharf supervision, agency/documentation, logistics & surveys (inspection of cargo).</i>			4		<i>Ingesluit: Kaaigelde, hantering, kaaitoetsig, agente/dokumentasie, logistiek & opnames (inspeksie van skeepsvrage)</i>
<i>Excluded: Ship agent fees, health & PPECB inspections, storage facility & transport costs to storage facility, VAT & duties.</i>					<i>Uitgesluit: Skeepsagentskaps-, inspeksie-, opbergings- en vervoerkoste na opbergingsfasiliteit, BTW & invoerbelasting.</i>



12. WEATHER

For local weather, please follow the link below:

<https://www.accuweather.com/en/za/south-africa-weather>

12. WEER

Vir plaaslike weer, volg asseblief die onderstaande skakel:

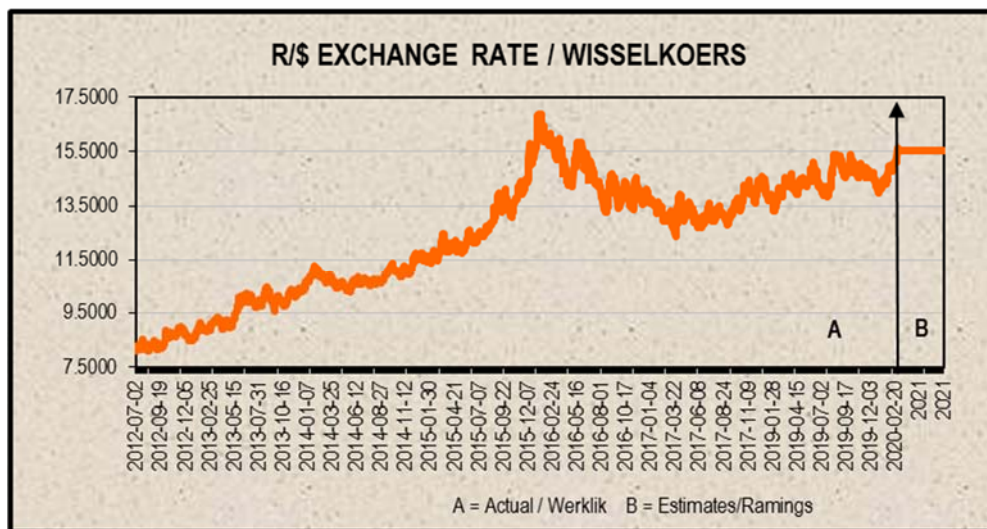
<https://www.accuweather.com/en/za/south-africa-weather>

13. SUNDRIES (h)

13. DIVERSE (h)

ECONOMIC INDICATORS				Jan 2019		Q1	
Average of economic indicators as received from commercial banks							
	EXCHANGE RATE		INFLATION		PRIME INTEREST		
	R/\$		%		%		
	2019	2020	2019	2020	2019	2020	
1st quarter	14.0134 #	14.7220	4.2 #	4.6	10.25 #	9.88	
2nd quarter	14.3859 #	14.9290	4.5 #	4.4	10.25 #	9.88	
3rd quarter	14.6791 #	15.0958	4.1 #	4.6	10.00 #	9.88	
4th quarter	14.8550 #	15.1493	4.1 #	4.6	10.00 #	9.88	
Year average	14.4834 #	14.9746	4.2 #	4.6	10.13 #	9.88	
Year end	14.8550 #	15.1493	4.0 #	4.6	10.00 #	9.88	
	2021	2022	2021	2022	2021	2022	
Year average	15.5199	16.6150	4.7	4.9	9.83	9.88	
Year end	15.7325	16.5100	4.8	4.9	9.83	9.88	

= Replaced with SARB Quarterly Bulletin figures



Sources / Bronne:

(a) = Safex; (b) = International Grains Council; (c) = SAGIS;
 (d) = CBOT; (e) = KCBT; (f) = Oil World; (g) = Georgalos Peanut World; (h) = SARB, ABSA, FNB, Investec, Nedbank.
 * Formula according to ITAC (International Trade Administration Commission of South Africa)/
 Formule volgens ITAC (International Trade Administration Commission of South Africa)

SAGIS

Nico Hawkins

General Manager / Hoofbestuurder

Indemnity/Vrywaring: Although everything has been done to ensure the accuracy of the information, neither SAGIS nor any of its directors or employees takes any responsibility for actions or losses that might occur as a result of the usage of this information. / Alhoewel alles gedoen is om te verseker dat die inligting korrek is, aanvaar nie SAGIS of enige van sy direkteure of werknemers verantwoordelikheid vir enige aksies of verliese as gevolg van die inligting wat gebruik is nie.