

SAGIS WEEKLY BULLETIN / SAGIS WEEKLIKSE BULLETIN

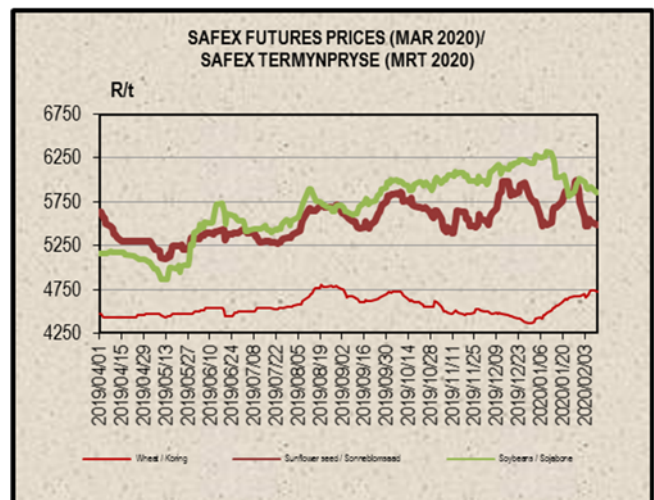
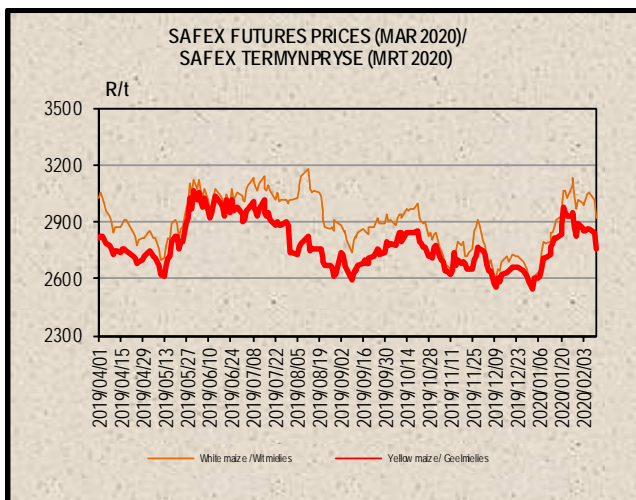
Please note that as from Thursday 7 March 2019, numbers 1, 2 & 4 in this bulletin will be hyperlinked with the relevant pages on our website / Neem asseblief kennis dat vanaf Donderdag 7 Maart 2019, sal nommers 1, 2 & 4 in hierdie bulletin geskakel wees met die relevante bladsye op ons webwerf.

1. PRODUCER DELIVERIES:	1. PRODUSENTELEWERINGS:
http://www.sagis.org.za/weekly_prod_deliveries.html	
2. IMPORTS, EXPORTS & MAIZE INTENTIONS:	2. INVOERE, UITVOERE & MIELIE INTENSIES:
http://www.sagis.org.za/weekly_imp-exp.html	

3. DOMESTIC PRICES PER SAFEX (R/t)(a)

3. PLAASLIKE PRYSE VOLGENS SAFEX (R/t)(a)

Commodity	Future Prices / Termynpryse (2020/02/11) R/ton					Kommoditeit
	Feb-20	Mar-20	May-20	Jul-20	Sep-20	
White maize	2967.00	2921.00	2418.00	2325.00	2383.00	Witmielies
Yellow maize	2757.00	2759.00	2488.00	2445.00	2491.00	Geelmielies
Wheat	4715.00	4720.00	4725.00	4726.00	4515.00	Koring
Sunflower	5471.00	5487.00	5397.00	5430.00	5569.00	Sonneblom
Soybeans	5920.00	5860.00	5765.00	5861.00	5956.00	Sojabone
Sorghum	N/A	3215.00	3161.00	3138.00	3114.00	Sorghum



Directors/Direkteure:

Boshoff JDW (Mr/Mnr), Briedenhann E (Dr), Make BB (Mr/Mnr), Mohane HT (Mr/Mnr), Nebe AAA (Mr/Mnr), Ngejane Z (Mr/Mnr), Purchase JL (Dr) Chairperson/Voorsitter, Purnell M (Ms/Me) (Vice-Chairperson /Onder Voorsitter)
 Groothof WJ (Mr/Mnr), Penny GR (Mr/Mnr), Schoonwinkel BC (Mr/Mnr), Van der Merwe JM (Ms/Me)
 Hawkins NJ (Mr/Mnr)

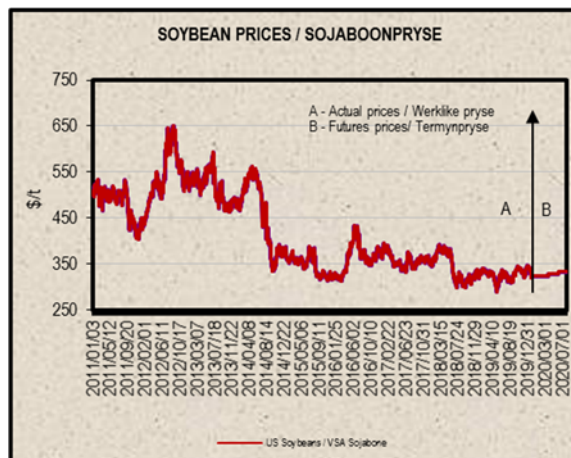
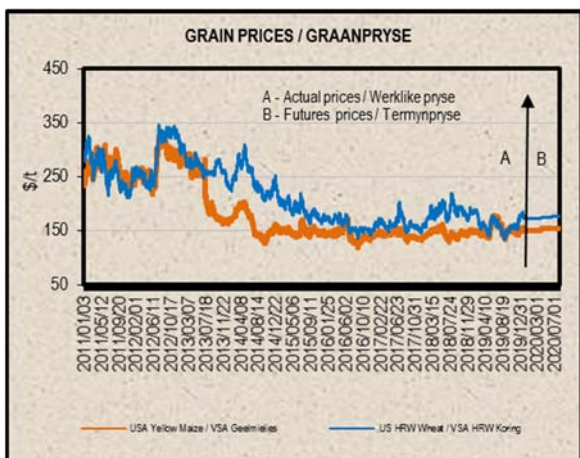
**Alternate Directors/Alternatiewe Direkteure:
 General Manager/Hoofbestuurder:**

http://www.sagis.org.za/import_tariffs.html

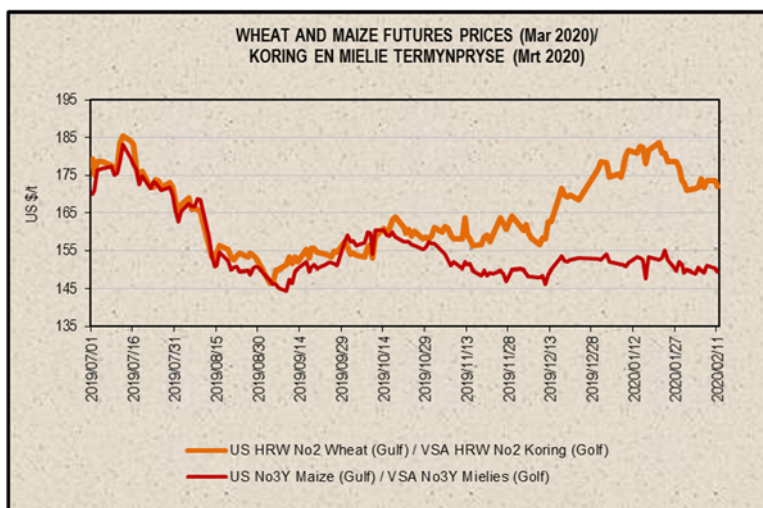
5. PRICES – INTERNATIONAL (US\$/t)

5. PRYSE - INTERNASIONAAL (VSA\$/t)

FOB (US\$/t)	Export Quotations/ Uitvoerkwotasie (b)(f)(g)				VAB (VSA\$/t)
	2020/02/11	2020/02/04	2020/01/28	2020/01/21	
US No 2 HRW Wheat (Gulf)	230.00	230.00	236.00	239.00	VSA No 2 HRW Koring (Golf)
US DNS Wheat 14% PNW	260.00	258.00	262.00	267.00	VSA DNS Koring 14% PNW
Argentine Wheat (Up River)	240.00	240.00	240.00	230.00	Argentynse Koring (Up River)
EC (France) Wheat (grade 1)	216.00	217.00	219.00	226.00	EU (Frankryk) Koring (graad 1)
EC (Germany) B Quality Wheat	219.00	222.00	224.00	230.00	EU (Duitsland) B Kwaliteit Koring
Russia Milling 12.5%	222.00	226.00	232.00	229.00	Swart See Maalkoring
US No 3Y Maize (Gulf)	176.00	177.00	179.00	179.00	VSA No3Y Mielies (Golf)
Argentine Maize (Up River)	181.00	184.00	190.00	191.00	Argentynse Mielies (Up River)
US Sorghum (Gulf)	181.00	183.00	184.00	185.00	VSA Sorghum (Golf)
Argentine Sorghum (Up River)	148.00	148.00	148.00	148.00	Argentynse Sorghum (Up River)
US Soybeans (Gulf)	349.00	347.00	352.00	359.00	VSA Sojabone (Gulf)
Argentine Soybeans (Up River)	347.00	345.00	352.00	359.00	Argentynse Sojabone (Up River)
Canadian Canola	370.00	366.00	373.00	388.00	Kanadese Canola
Argentine Groundnuts Runners 40/50	1495.00	1460.00	1450.00	1445.00	Argentynse Grondbone 40/50 Runners
US Groundnuts Runners 40/50 shelled	1470.00	1470.00	1469.00	1467.00	VSA Grondbone 40/50 Runners uitgedop
Australian Malting Barley (Commander Malt)	232.00	235.00	236.00	237.00	Australiese Moutgars (Commander Mout)



Futures prices (US\$/t) / Termynpryse (VSA\$/t) (d)(e) (2020/02/11)							
Commodity	Mar-20	May-20	Jul-20	Sep-20	Dec-20	Mar-21	Kommoditeit
US No3 Yellow maize	149.44	151.25	152.83	152.51	154.32	157.95	VSA No3 Geelmielies
US No2 HRW wheat	172.03	174.24	176.74	179.53	183.79	187.83	VSA No2 HRW koring
US Soybeans	325.03	329.66	334.44	336.20	n/a	337.16	VSA Sojabone



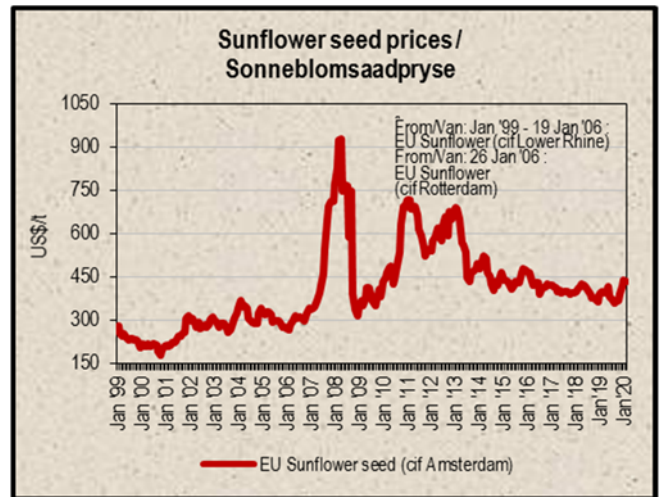
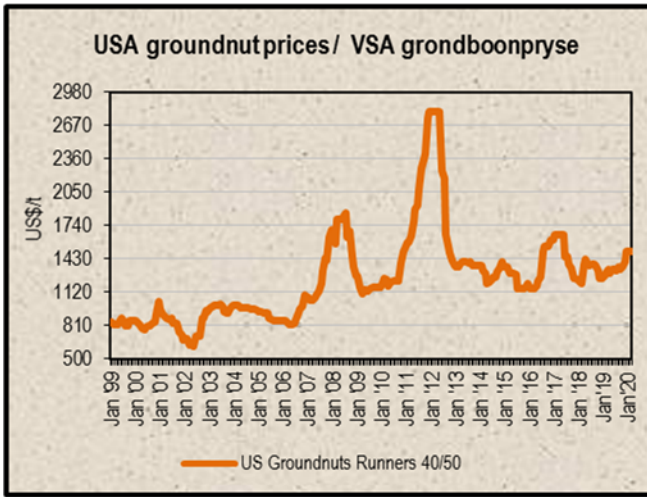
6. LOWEST REPRESENTATIVE ASKING PRICES
(US\$/t)(f)(g)(Prices of previous week)

6. LAAGSTE VERTEENWOORDIGENDE PRYSE GEVRA
(Pryse van vorige week)(VSA\$/t)(f)(g)

US\$/t	2020/02/06	2020/01/30	Change/ Verandering	VSA\$/t
Soybeans, USA, c.i.f. Rotterdam	374	380	-1.6%	Sojabone, VSA, k.a.v. Rotterdam
Groundnuts, USA Runners 40/50*	1500	1500	0.0%	Grondbone, VSA Runners 40/50*
Groundnuts, Argentine Runners 40/50*	1575	1540	2.3%	Grondbone, Argentynse Runners 40/50*
Groundnut-oil, c.i.f. Rotterdam	1510	1510	0.0%	Grondboon-olie, k.a.v. Rotterdam
Sunflower seed, EU c.i.f. Amsterdam	435	438	-0.7%	Sonneblomsaad, EU k.a.v. Amsterdam
Sunflower seed, fob Black Sea	410	412	-0.5%	Sonneblomsaad, Swart See
Sunflower-oil, EU (fob) N.W. Europe	785	800	-1.9%	Sonneblom-olie, EU (vab) N.W. Eur.
Rapeseed, Europe, 00, c.i.f. Hamburg	447	449	-0.4%	Raapsaad, Europa, 00, k.a.v. Hamburg

* Shelled, c.i.f. Rotterdam

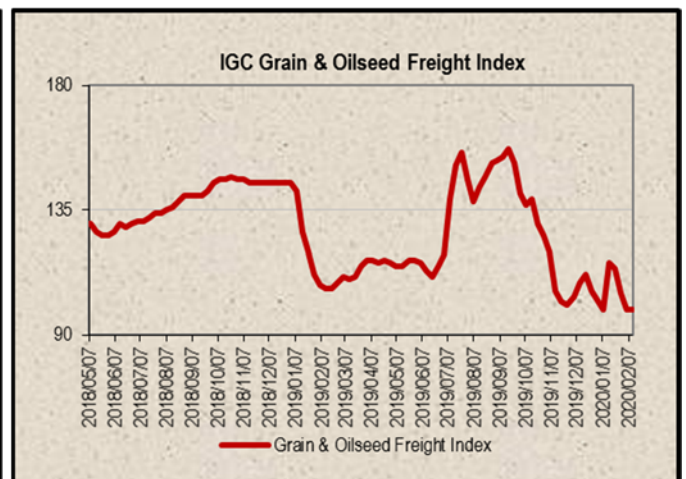
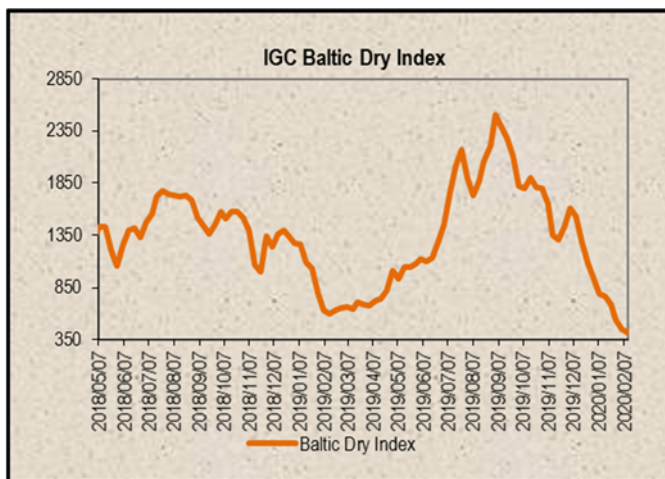
* Uitgedop k a v Rotterdam



7. IGC FREIGHT INDICES (b)

7. IGC VRAG INDEKSE (b)

IGC FREIGHT INDICES / IGC VRAG INDEKSE							
	2020/01/07	2020/01/14	2020/01/21	2020/01/28	2020/02/04	2020/02/11	
Grain & Oilseeds Freight Index*	791	763	689	539	453	418	Graan & Oliesade Vrag Indeks*
Baltic Dry Index	99	116	114	105	99	99	Baltiese Droë Indeks



* IGC's new Grain & Oilseeds Freight Index (GOFI) represents 68 major grain routes, compared to 15 routes covered previously. Similar to the previous index, the GOFI will be calculated on a weekly basis, with the first week of January 2013 taken as its base of 100.

* IGC se nuwe Graan & Oliesade Vrag Indeks (GOVI) verteenwoordig 68 hoof graanroetes, teenoor 15 roetes wat voorheen gedek is. Soortgelyk aan die vorige indeks, sal die GOVI weekliks bereken word met die eerste week van Januarie 2013 geneem as basis van 100.

8. IMPORT PARITY PRICES – SUMMER GRAINS (b)(c)

8. INVOERPARITEITPRYSE - SOMERGRANE (b)(c)

INVOERPARITEITPRYSE VAN SOMERGRANE (BTW UITGESLT) SOOS OP				2020/02/11		IMPORT PARITY PRICES OF SUMMER GRAINS (VAT EXCL) AS ON	
ITEM	Nota/ Note	Mielies/Maize	Mielies/Maize	Sorghum	Sorghum	Sorghum	ITEM
		VSA/ USA Golf/Gulf (no.3Y)	Argentynse/ Argentina Up River	VSA/ USA Golf/Gulf	Argentynse/ Argentina Up River	Australiese/ Australian Brisbane	
		\$/t	\$/t	\$/t	\$/t	\$/t	
Internasionale VAB pryse	a	176.00	181.00	181.00	148.00	323.00	International FOB prices
Vraggeld	b	30.00	22.00	30.00	22.00	20.00	Freight Rates
Assuransie (0.3% van VAB)		0.53	0.54	0.54	0.44	0.97	Insurance (0.3% of FOB)
1 KOSTE, ASSURANSIE EN VRAG (KAV) \$/T		206.53	203.54	211.54	170.44	343.97	1 COST, INSURANCE AND FREIGHT (CIF) \$/T
<i>Omskakel na R/t</i>							<i>Converted to R/t</i>
R/\$ Wisselkoers op: 2020/02/11	c	14.8940	14.8940	14.8940	14.8940	14.8940	R/\$ Exchange rate on: 2020/02/11
2 KOSTE, ASSURANSIE EN VRAG (KAV) R/t		3076.06	3031.52	3150.68	2538.53	5123.09	2 COST, INSURANCE AND FREIGHT (CIF) R/t
Finansieringskoste	d	24.65	24.29	25.25	20.34	41.05	Financing cost
3 KOSTE, ASSURANSIE, VRAG EN FINANSIERING R/t		3100.71	3055.81	3175.93	2558.87	5164.14	3 COST, INSURANCE, FREIGHT AND FINANCING R/t
Afhaalikoste:	e, f						Discharging cost:
- Kaapstad		212.55	212.55	n/a	n/a	n/a	- Cape Town
- Durban		202.93	202.93	202.93	202.93	202.93	- Durban
Invoertarif	g	0.00	0.00	80.87	66.13	144.32	Import Tariff
4 VRY OP SPOOR (VOS) R/t							4 FREE ON RAIL (FOR) R/t
- Kaapstad		3313.26	3268.36	n/a	n/a	n/a	- Cape Town
- Durban		3303.64	3258.74	3256.80	2625.00	5308.46	- Durban
Spoorvragkoste	h						Railage cost
- Durban na Randfontein		517.52	517.52	517.52	517.52	517.52	- Durban to Randfontein
5 GELEWER:							5 DELIVERED:
- Durban na Randfontein R/ton		3821.16	3776.26	3774.32	3142.52	5825.98	- Durban to Randfontein R/ton

Notas/Notes:

a Bron van pryse en vraggeld : IGC GMI
Source of prices and freight rates: IGC GMI

2020/02/11

Termyn / Term	US\$/ton (VAB/FOB)	Vraggeld/Freight Rate:	US\$/ton
Mielies/Maize: VSA/USA (Golf/Gulf No.3Y)	Feb 2020 176.00	US Golf / Gulf	30.00
Mielies/Maize: Argentinië/Argentina (Up River)	Feb 2020 181.00	Argentinië / Argentina	22.00
Sorghum: VSA/USA (Golf / Gulf Milo)	Feb 2020 181.00	Australië/Australia (Fremantle)	20.00
Sorghum: Argentinië/Argentina (Up River)	Feb 2020 148.00		
Sorghum: Australië/Australia (Brisbane)	Feb 2020 323.00		

b Vraggeld: bereken vir vragte van +/- 20 000 - 30 000t / Freight rates: calculated for freights of +/- 20 000 - 30 000t

c Reserwebank / Reserve Bank

d Finansieringskoste: 30 000t @ KAV @ primakoers vir 30 dae. Bron/Source: SARB 9.75% 2020/01/17
Financing cost: 30 000t @ CIF @ prime rate for 30 days.

	Mielies/Maize:	Sorghum
Kaapstad / Cape Town:	212.55	n/a
Durban:	202.93	202.93

e Afhaalikoste / Discharging costs (R/ton):

Bron / Source: Mainport Africa Shipping

f Ingesluit: Kaaigelde, hantering, kaalbesig, agente/dokumentasie, logistiek & opnames (inspeksie van skeepsvrag) /

Included: Wharfage, handling, wharf supervision, agent/documentation, logistic & survey (inspection of shipload).

Uitgesluit: Gesondheidsinspeksie-, skeepagentskapfooi, strooktoetsingsfooi vir GMO, opbergingskoste asook BTW en invoerbelasting /

Excluded: Health inspection fee, Ship agency fee, slip testing fees for GMO, storage costs as well as VAT and import duty.

N.B: Slegs 'n aanduiding, aangesien koste van opname beding kan word / N.B: Indication only, as cost of survey can be negotiated.

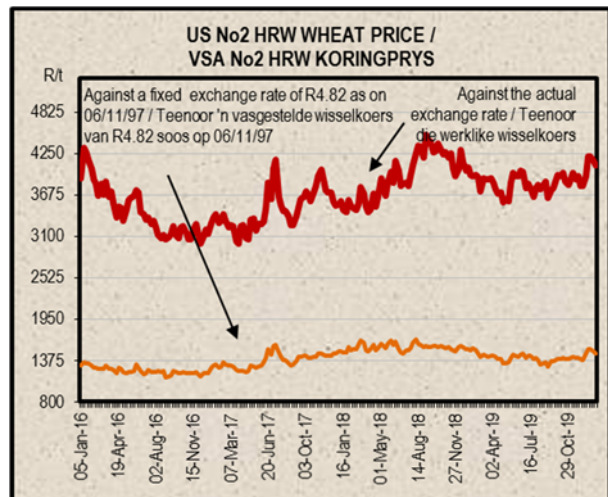
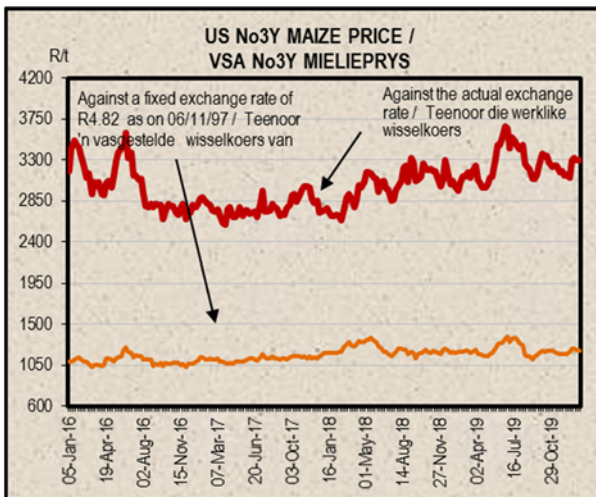
g Invoertarif / Import Tariff:

Mielies/Maize = Vry / Free

Sorghum = 3% op VAB / on FOB

h Neem asb. kennis van die verandering in Spoornet se standaard spoorvrag op 1 April 2019, na R517.52.

Please note the change in Spoornet's standard railage cost on 1 April 2019 to R517.52.



9. IMPORT PARITY PRICES – WINTER CEREALS (b)(c)

9. INVOERPARITEITPRYSIE - WINTERGRANE (b)(c)

INVOERPARITEITPRYSIE VAN WINTERGRANE (BTW UITGESLT) SOOS OP		2020/02/11				IMPORT PARITY PRICES OF WINTER CEREALS (VAT EXCL) AS ON		
ITEM	Nota / Note	Koring/Wheat	Koring/Wheat	Koring/Wheat	Koring/Wheat	Koring/Wheat	Gars/Barley	ITEM
		VSA/ USA Golf/Gulf HRW	VSA/ USA PNW DNS	Argentynse/ Argentine Up River Trigo Pan	EU Duitsland/ Germany Hamburg B kwaliteit/ quality	Russies/ Russian Black Sea 12.50%	Australiese/ Australian Adelaide Mout/Malting	
Internasionale VAB pryse	a	\$/t	\$/t	\$/t	\$/t	\$/t	\$/t	International FOB prices
Vraggeld	b	230.00	260.00	240.00	219.00	222.00	232.00	Freight Rates
Assuransie (0.3% van VAB)		30.00	30.00	22.00	25.00	31.00	21.00	Insurance (0.3% of FOB)
1 KOSTE, ASSURANSIE EN VRAG (KAV) \$/T		0.69	0.78	0.72	0.66	0.67	0.70	1 COST, INSURANCE AND FREIGHT (CIF) \$/T
<i>Omskakel na R/t</i>		260.69	290.78	262.72	244.66	253.67	253.70	<i>Converted to R/t</i>
R/\$ Wisselkoers op: 2020/02/11	c	14.8940	14.8940	14.8940	14.8940	14.8940	14.8940	R/\$ Exchange rate on: 2020/02/11
2 KOSTE, ASSURANSIE EN VRAG (KAV) R/t		R/t	R/t	R/t	R/t	R/t	R/t	2 COST, INSURANCE AND FREIGHT (CIF) R/t
		3882.72	4330.88	3912.95	3643.97	3778.16	3778.61	
Finansieringskoste	d	31.11	34.71	31.36	29.20	30.28	30.28	Financing cost
3 KOSTE, ASSURANSIE, VRAG EN FINANSIERING R/t		3913.83	4365.59	3944.31	3673.17	3808.44	3808.89	3 COST, INSURANCE, FREIGHT AND FINANCING R/t
Aflaaiikoste	e, f							Discharging cost
3.1 Kaapstad (Hoofsaaklik kaaihyskraan metode)		212.55	212.55	212.55	212.55	212.55	212.55	3.1 Cape Town (Mainly shore cranes method)
3.2 Durban (Hoofsaaklik suig-in-silo metode)		202.93	202.93	202.93	202.93	202.93	202.93	3.2 Durban (Mainly suction into silo method)
Invoertarif op koring	g	776.20	776.20	776.20	776.20	776.20	0.00	Import Tariff on wheat
4 VRY OP SPOOR (VOS) R/t								4 FREE ON RAIL (FOR) R/t
4.1 Kaapstadhawe		4902.58	5354.34	4933.06	4661.92	4797.19	4021.44	4.1 Cape Town Harbour
4.2 Durbanhawe		4892.96	5344.72	4923.44	4652.30	4787.57	4011.82	4.2 Durban Harbour
Spoorvragkoste	h							Railage cost
- Kaapstad na Paarl		134.04	134.04	134.04	134.04	134.04	n/a	- Cape Town to Paarl
- Durban na Randfontein		517.52	517.52	517.52	517.52	517.52	517.52	- Durban to Randfontein
5 GELEWER:								5 DELIVERED:
- Kaapstad na Paarl R/ton		5036.62	5488.38	5067.10	4795.96	4931.23	n/a	- Cape Town to Paarl R/ton
- Durban na Randfontein R/ton		5410.48	5862.24	5440.96	5169.82	5305.09	4529.34	- Durban to Randfontein R/ton

Notas/Notes:

2020/02/11

a Bron van pryse en vraggeld : IGC GMI
Source of prices and freight rates: IGC GMI

Termyn / Term	VAB/FOB US\$/ton	Vraggeld / Freight Rate: US\$/ton	Gars/Barley = US\$ + 1
Koring/Wheat: HRW No 2 (Hard Red Winter) Golf / Gulf	Feb 2020 230.00	VSA/USA (Golf / Gulf)	30.00
Koring/Wheat: DNS 14% No 2 (Dark Northern Spring) Golf / Gulf	Feb 2020 260.00	Argentinië / Argentina (Upriver)	22.00
Koring/Wheat: Argentinië / Argentine (Up River) Trigo Pan	Feb 2020 240.00	EU (Rouen/Hamburg)	25.00
Koring/Wheat: EU (Duitsland / Germany) B kwaliteit / quality	Feb 2020 219.00	Australië / Australia (Fremantle)	20.00
Koring/Wheat: Russian Milling 12.5%	Feb 2020 222.00	Rusland/Russia (Novorossiysk)	31.00
Gars/Barley: Australiese moutgars/Australian malting barley (Adelaide)	Feb 2020 232.00		

b Vraggeld: bereken vir vrage van +/- 20 000 - 30 000t / Freight rates: calculated for freights of +/- 20 000 - 30 000t

c Reserwebank / Reserve Bank

d Finansieringskoste: 30 000t @ KAV @ primakoers vir 30 dae. Bron/Source: SARB 9.75% 2020/01/17
Financing cost: 30 000t @ CIF @ prime rate for 30 days.

e Aflaaiikoste / Discharging cost (R/ton):
Bron / Source: Mainport Africa Shipping

	Koring/Wheat:	Gars/Barley:
Kaapstad /	212.55	212.55
Durban:	202.93	202.93

f Ingesluit: Kaaigelde, hantering, kaaitoetsing, agente/dokumentasie, logistiek & opnames (inspeksie van skeepsvrag).

Included: Wharfage, handling, wharf supervision, agent/documentation, logistic & survey (inspection of shipload).

Uitgesluit: Gesondheidsinspeksie-, skeepagentskapfooi, strooktoetsingsfooi vir GMO, opbergingskoste asook BTW en invoerbelasting.

Excluded: Health inspection fee, Ship agency fee, strip testing fees for GMO, storage costs as well as VAT and import duty.

N.B: Slegs 'n aanduiding, aangesien koste van opname beding kan word / N.B: Indication only, as cost of survey can be negotiated.

g Invoertarif / Import Tariff:

Koring/Wheat = R776.20 p/ton

Gars/Barley = Vry/Free

h Neem asb. kennis van verandering in Spoornet se standaard spoorvrag op 1 April 2019 soos volg:

Kaapstad na Paarl R134.04 en Durban na Randfontein R517.52

Please note the change on 1 April 2019, in Spoornet's standard railrage cost as follows:

Cape Town to Paarl R134.04 and Durban to Randfontein R517.52

10. IMPORT PARITY PRICES – OIL SEEDS (b)(c)(f)(g)

10. INVOERPARITEITPRYSE - OLIESADE (b)(c)(f)(g)

INVOERPARITEITPRYSE VAN OLIESADE (BTW UITGESLT) SOOS OP											2020/02/11											IMPORT PARITY PRICES OF OIL SEEDS (VAT EXCL) AS ON										
ITEM	Nota/ Note	Sojabone/ Soybeans	Sojabone/ Soybeans	Sojabone/ Soybeans	Sonneblom/ Sunflower	Sonneblom/ Sunflower	Canola	Grondbone/ Groundnuts	Grondbone/ Groundnuts	ITEM																						
		VSA/ USA Golf/Gulf	Argentynse/ Argentine Up River	Brazilië/ Brazil Paranagua	EU Franse/ French Bordeaux	Swart See / Black Sea	Kanadese/ Canadian Vancouver	Argentynse/ Argentine Raw Runners 40/50	VSA/ USA Raw Runners 40/50																							
Internasionale VAB pryse	a	\$/t	\$/t	\$/t	\$/t						International FOB prices																					
Vraggeld	b	349.00	347.00	349.00	410.00	410.00	370.00	1495.00	1470.00		Freight Rates																					
Assuransie (0.3% van VAB)		30.00	22.00	22.00	25.00	31.00	29.00	80.00	30.00		Insurance (0.3% of FOB)																					
1 KOSTE, ASSURANSIE EN VRAG (KAV) \$/T		1.05	1.04	1.05	1.23	1.23	1.11	4.49	4.41		1 COST, INSURANCE AND FREIGHT (CIF) \$/T																					
Omskakel na R/t											Converted to R/t																					
R/\$ Wisselkoers op: 2020/02/11	c	380.05	370.04	372.05	436.23	442.23	400.11	1579.49	1504.41		R/\$ Exchange rate on: 2020/02/11																					
2 KOSTE, ASSURANSIE EN VRAG (KAV) R/t		14.8940	14.8940	14.8940	14.8940	14.8940	14.8940	14.8940	14.8940		2 COST, INSURANCE AND FREIGHT (CIF) R/t																					
Finansieringskoste	d	R/t	R/t	R/t	R/t	R/t	R/t	R/t	R/t		Financing cost																					
3 KOSTE, ASSURANSIE, VRAG EN FINANSIERING R/t		5660.46	5511.38	5541.31	6497.21	6586.57	5959.24	23524.92	22406.68		3 COST, INSURANCE, FREIGHT AND FINANCING R/t																					
Alfaaikoste: Durban	e, f	45.36	44.17	44.41	52.07	52.78	47.76	188.52	179.56		Discharging cost: Durban																					
Invoertarif:	g	5705.82	5555.55	5585.72	6549.28	6639.35	6007.00	23713.44	22586.24		Import Tariff:																					
4 VRY OP SPOOR (VOS) R/t Durban		202.93	202.93	202.93	202.93	202.93	202.93	447.84	447.84		4 FREE ON RAIL (FOR) R/t Durban																					
		415.84	413.46	415.84	0.00	0.00	551.08	2226.65	2189.42																							
		6324.59	6171.94	6204.49	6752.21	6842.28	6761.01	26387.93	25223.50																							
Spoorvragkoste	h										Railage cost																					
- Durban na Randfontein		517.52	517.52	517.52	517.52	517.52	517.52	-	-		- Durban to Randfontein																					
5 GELEWER:											5 DELIVERED:																					
- Durban na Randfontein R/ton		6842.11	6689.46	6722.01	7269.73	7359.80	7278.53	-	-		- Durban to Randfontein R/ton																					

Notas/Notes:

a Bron van pryse en vraggeld / Source of prices and freight rates : IGC (GMI), Georgalos Peanut World & Oilworld

Termin / Term	US\$/ton (VAB/FOB)	Vraggeld/Freight Rate:	US\$/ton
Sojabone/Soybeans: VSA/USA (Golf/Gulf)	Feb 2020 349.00	US Golf / Gulf	30.00
Sojabone/Soybeans: Argentinië/Argentina (Up River)	Feb 2020 347.00	Argentinië / Argentina	22.00
Sojabone/Soybeans: Brazilië/Brazil (Paranagua)	Feb 2020 349.00	EEC (Bordeaux/Hamburg)	25.00
Sonneblom/Sunflower: EU Frankryk/France (Bordeaux)	Feb 2020 410.00	Kanada/Canada (St Lawrence)	29.00
Sonneblom/Sunflower: Swart See/Black Sea	Mar/Mrt 2020 410.00	Rusland / Russia (Novorossiysk)	31.00
Canola: Kanada/Canada (Vancouver)	Feb 2020 370.00	Grondbone/Groundnuts (ARG)	80.00
Grondbone/Groundnuts: Argentinië/Argentina (Raw Runner 40/50)	Mar/Mrt 2020 1495.00		
Grondbone/Groundnuts: VSA/USA (Runners 40/50)	Mar/Mrt 2020 1470.00		

b Vraggeld: bereken vir vragte van +/- 20 000 - 30 000t / Freight rates: calculated for freights of +/- 20 000 - 30 000t

c Reserwebank / Reservebank

d Finansieringskoste: 30 000t @ KAV @ primakoers vir 30 dae. Bron/Source: SARB 9.75% 2020/01/17
Financing cost: 30 000t @ CIF @ prime rate for 30 days.

e Alfaaikoste / Discharging costs (R/ton):

	Sojabone/ Soybeans	Sonneblom/ Sunflower	Canola	Grondbone/ Groundnuts
Durban:	202.93	202.93	202.93	447.84

f Alfaaikoste / Discharging fees:
Ingesluit: Kaaigelde, hantering, kaaitoetsing, agente/dokumentasie, logistiek & opnames (inspeksie van skeepsvrag) /
Included: Wharfage, handling, wharf supervision, agent/documentation, logistic & survey (inspection of shipload).
Uitgesluit: Gesondheidsinspeksie-, skeepagentskapfooi, strooktoetsingsfooi vir GMO, opbergingskoste asook BTW en invoerbelasting /
Excluded: Health inspection fee, Ship agency fee, strip testing fees for GMO, storage costs as well as VAT and import duty.
N.B: Slegs 'n aanduiding, aangesien koste van opname beding kan word / N.B: Indication only, as cost of survey can be negotiated.

g Invoertarif / Import Tariff:
Sojabone/Soybeans = 8% op VAB / on FOB
Sonneblom/Sunflower = Vry / Free
Canola = 10% op VAB / on FOB
Grondbone/Groundnuts = 10% op VAB / on FOB

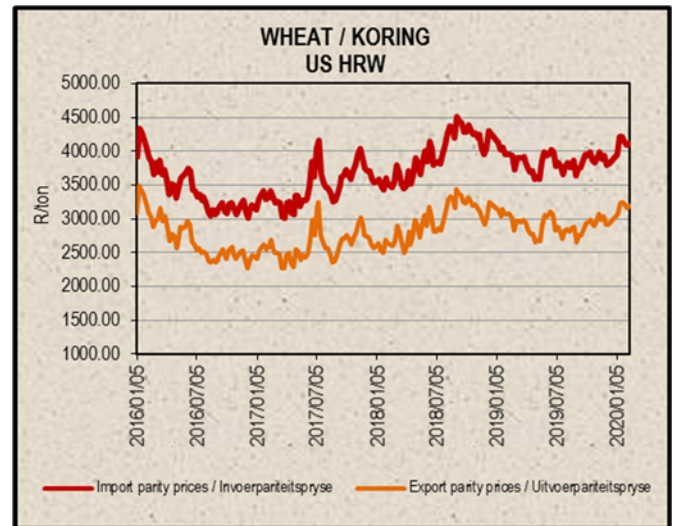
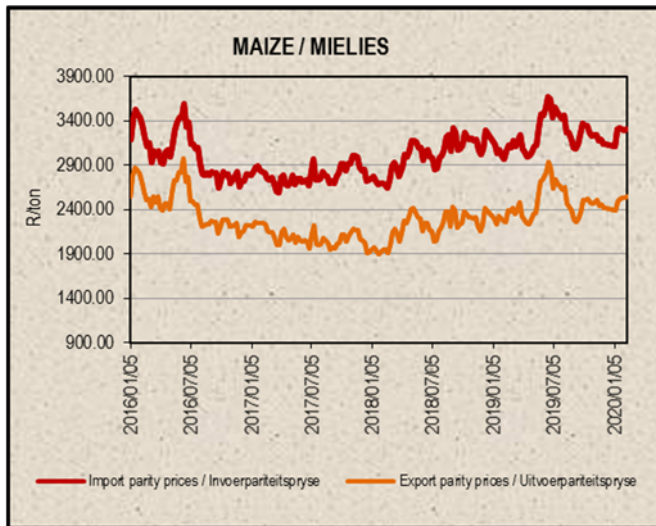
h Neem asb. kennis van die verandering in Spoornet se standaard spoorvrag op 1 April 2019, na R517.52
Please note the change on 1 April 2019 in Spoornet's standard railage cost to R517.52

i Kwotasies is k.a.v. pryse. VAB pryse dus berekende pryse (kav minus vraggeld) / Quotes are c.i.f. prices. FOB prices are therefore calculated prices (cif minus freight rates).

11. EXPORT PARITY PRICES (b)(c)

11. UITVOERPARITEITPRYSE (b)(c)

INDICATIVE EXPORT PARITY PRICES AS ON	2020/02/11				AANDUIDENDE UITVOERPARITEITSPRYSE SOOS OP
	US No3Y Maize/ Mielies Gulf/Golf (b)	US HRW Wheat/Koring Gulf/Golf (b)	US DNS 14% Wheat/Koring PNW (b)	Argentine Raw Runner 40/50 Groundnuts/ Grondbone (f) Mar/Mrt 2020	Hierdie is slegs 'n voorbeeld van hoe 'n uitvoerpariteitsprys bereken kan word - dit kan varieer volgens behoefte
	Feb 2020	Feb 2020	Feb 2020	Feb 2020	
This is only an example of how an export parity price can be calculated - it can vary according to need					
FOB Gulf value (\$/t)	176.00	230.00	260.00	1495.00	VAB Golfwaarde (\$/t)
Difference in quality and locality of SA ¹ Maize: Plus US\$10 (\$/t) Groundnuts: Less 3,5% of fob value	\$10.00			96,5%	¹ Kwaliteits- en liggingsverskil van SA Mielies: Plus VSA\$10 (\$/t) Grondbone: Min 3,5% van vab waarde
SA fob price (\$/t)	186.00	230.00	260.00	1442.68	SA vab prys (\$/t)
Exchange rate (1\$=): (2020/02/11) ²	14.8940	14.8940	14.8940	14.8940	² Wisselkoers (1\$=): (2020/02/11)
FOB Gulf value (R/t)	2770.28	3425.62	3872.44	21487.28	VAB Golfwaarde (R/t)
Marketing costs:					Bemerkings koste:
Financing (Prime rate 9.75% - 30 days) (R/t)	22.20	27.45	31.03	172.19	Finansieringskoste (Primakoers 9.75% - 30 dae) (R/t)
Railage: ³ Randfontein – Durban harbour	517.52	517.52	517.52	-	³ Spoorvrage: Randfontein – Durbanhawe
Loading costs: (R/t) ⁴ Durban Harbour (Mainly spout method)	207.60	213.20	213.20	552.71	⁴ Oplaaikoste: (R/t) Durbanhawe (Hoofsaaklik tregter metode)
EXPORT REALISATION (R/t):					UITVOER REALISASIE (R/t):
Randfontein	2022.96	2667.45	3110.69	20762.38	Randfontein
<i>Difference in quality and locality of SA (As requested by the industry)</i>			1		<i>Kwaliteits- en liggingsverskil van SA (Soos deur die bedryf versoek)</i>
<i>As from 14 June 2012, the discount/rebate will no longer be used to calculate the export parity price on US HRW and a new calculation will be added for US DNS, also without the discount/rebate.</i>					<i>Vanaf 14 Junie 2012 sal die diskonto/premie nie meer gebruik word by die berekening van die uitvoerpariteitprys van US HRW nie en 'n nuwe berekening word nou vir US DNS gedoen, ook sonder diskonto/premie.</i>
<i>Reserve Bank</i>			2		<i>Reserwebank</i>
<i>Railage costs:</i>					<i>Spoorvrage koste:</i>
<i>Please note that on 1 April 2019 Spoornet's standard railage cost has changed to R517.52.</i>			3		<i>Neem asb. kennis dat Spoornet se standaard spoorvrage op 1 April 2019 verander het na R517.52.</i>
<i>Loading costs, received from Mainport Africa Shipping:</i>					<i>Oplaaikoste, ontvang van Mainport Africa Shipping:</i>
<i>Included: Cargo dues, handling, wharf supervision, agency/documentation, logistics & surveys (inspection of cargo).</i>			4		<i>Ingesluit: Kaaigelde, hantering, kaaitoetsig, agente/dokumentasie, logistiek & opnames (inspeksie van skeepsvrage)</i>
<i>Excluded: Ship agent fees, health & PPECB inspections, storage facility & transport costs to storage facility, VAT & duties.</i>					<i>Uitgesluit: Skeepsagentskaps-, inspeksie-, opbergings- en vervoerkoste na opbergingsfasiliteit, BTW & invoerbelasting.</i>



12. WEATHER

For local weather, please follow the link below:

<https://www.accuweather.com/en/za/south-africa-weather>

12. WEER

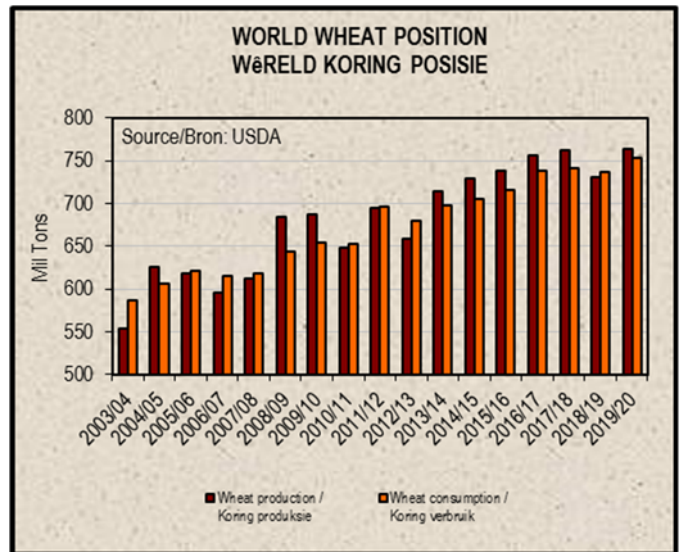
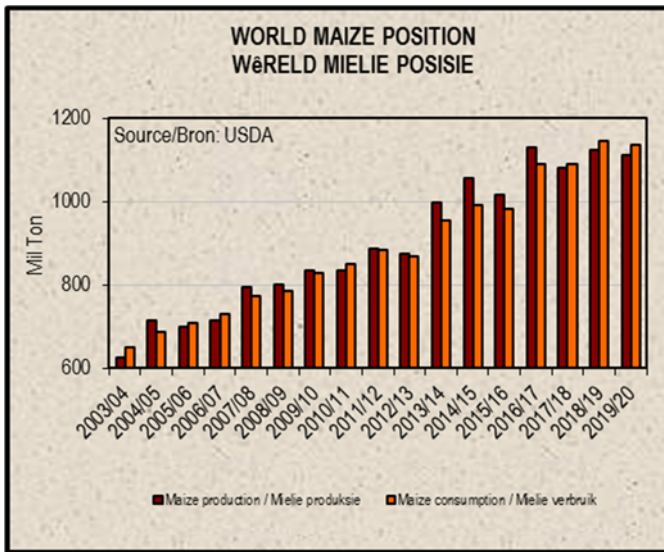
Vir plaaslike weer, volg asseblief die onderstaande skakel:

<https://www.accuweather.com/en/za/south-africa-weather>

13. SUNDRIES (h)

13. DIVERSE (h)

World Balance Sheet / Wêreld Balansstaat (2020/02/11)										
Million Ton	2019/20									Miljoen Ton
	Maize Mielies	Wheat Koring	Barley Gars	Sorghum	Oats Hawer	Ground-nuts Grond-bone	Canola/ Rape-seed	Soybeans Sojabone	Sunflower seed Sonne-blomsaad	
Production	1 112	764	156	58	23	46	68	337	53	Produksie
Consumption	1 135	754	153	59	22	19	66	303	49	Verbruik
Trade	173	183	29	4	2	4	15	149	3	Handel
Stock	297	288	21	4	2	4	7	96	3	Voorraad



Sources / Bronne:

(a) = Safex; (b) = International Grains Council; (c) = SAGIS;
 (d) = CBOT; (e) = KCBT; (f) = Oil World; (g) = Georganos Peanut World; (h) = USDA Fas-Online.
 * Formula according to ITAC (International Trade Administration Commission of South Africa)/
 Formule volgens ITAC (International Trade Administration Commission of South Africa)

SAGIS

Nico Hawkins

General Manager / Hoofbestuurder

Indemnity/Vrywaring: Although everything has been done to ensure the accuracy of the information, neither SAGIS nor any of its directors or employees takes any responsibility for actions or losses that might occur as a result of the usage of this information. / Alhoewel alles gedoen is om te verseker dat die inligting korrek is, aanvaar nie SAGIS of enige van sy direkteure of werknemers verantwoordelikheid vir enige aksies of verliese as gevolg van die inligting wat gebruik is nie.