

SAGIS WEEKLY BULLETIN / SAGIS WEEKLIKSE BULLETIN

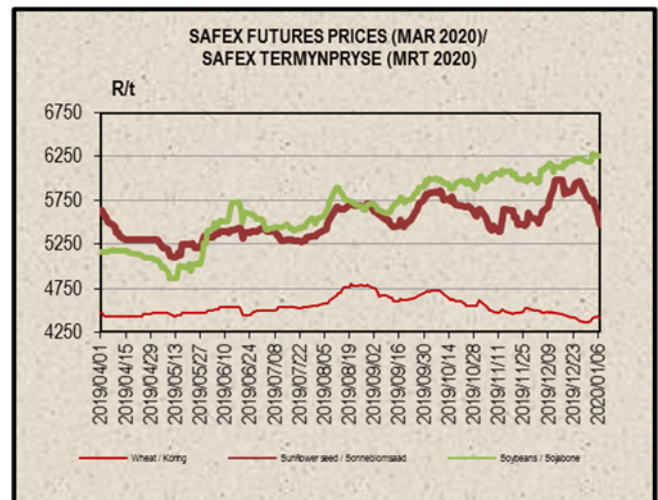
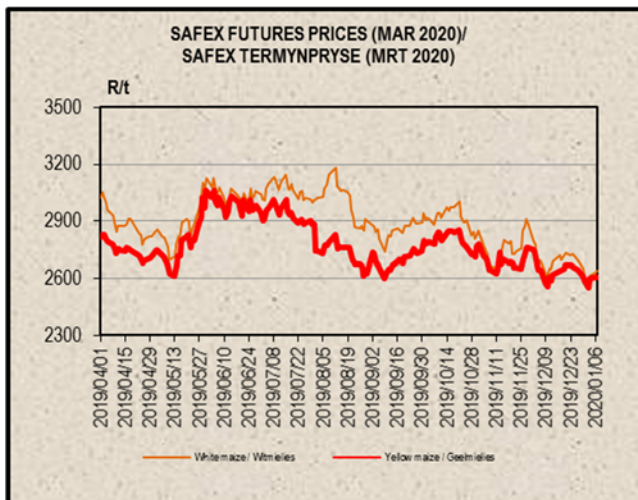
Please note that as from Thursday 7 March 2019, numbers 1, 2 & 4 in this bulletin will be hyperlinked with the relevant pages on our website / Neem asseblief kennis dat vanaf Donderdag 7 Maart 2019, sal nommers 1, 2 & 4 in hierdie bulletin geskakel wees met die relevante bladsye op ons webwerf.

| | |
|---|--|
| 1. PRODUCER DELIVERIES: | 1. PRODUSENTELEWERINGS: |
| http://www.sagis.org.za/weekly_prod_deliveries.html | |
| 2. IMPORTS, EXPORTS & MAIZE INTENTIONS: | 2. INVOERE, UITVOERE & MIELIE INTENSIES: |
| http://www.sagis.org.za/weekly_imp-exp.html | |

3. DOMESTIC PRICES PER SAFEX (R/t)(a)

3. PLAASLIKE PRYSE VOLGENS SAFEX (R/t)(a)

| Commodity | Future Prices / Termynpryse (2020/01/07) R/ton | | | | | Kommoditeit |
|--------------|--|---------|---------|---------|---------|-------------|
| | Jan-20 | Mar-20 | May-20 | Jul-20 | Sep-20 | |
| White maize | 2651.00 | 2640.00 | 2465.00 | 2395.00 | 2446.00 | Witmielies |
| Yellow maize | 2602.00 | 2609.00 | 2472.00 | 2438.00 | 2493.00 | Geelmielies |
| Wheat | 4391.00 | 4422.00 | 4472.00 | 4504.00 | 4481.00 | Koring |
| Sunflower | 5458.00 | 5475.00 | 5387.00 | 5347.00 | 5550.00 | Sonneblom |
| Soybeans | 6270.00 | 6261.00 | 5841.00 | 5905.00 | 5965.00 | Sojabone |
| Sorghum | N/A | 3215.00 | N/A | N/A | N/A | Sorghum |



Directors/Direkteure:

Boshoff JDW (Mr/Mnr), Briedenhann E (Dr), Make BB (Mr/Mnr), Mohane HT (Mr/Mnr), Nebe AAA (Mr/Mnr), Ngejane Z (Mr/Mnr), Purchase JL (Dr) Chairperson/Voorsitter, Purnell M (Ms/Me) (Vice-Chairperson /Onder Voorsitter)
 Groothof WJ (Mr/Mnr), Penny GR (Mr/Mnr), Schoonwinkel BC (Mr/Mnr), Van der Merwe JM (Ms/Me)
 Hawkins NJ (Mr/Mnr)

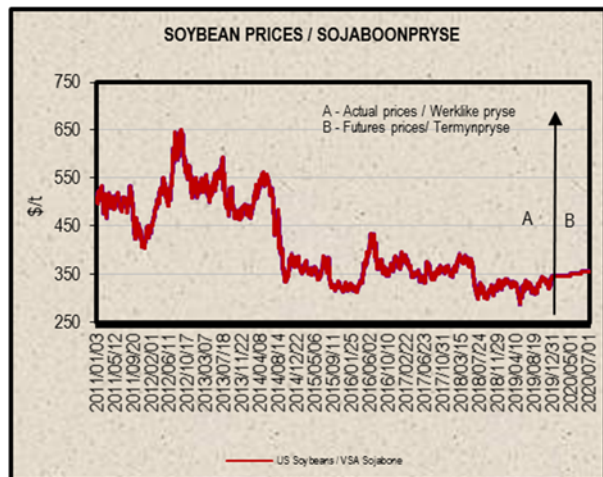
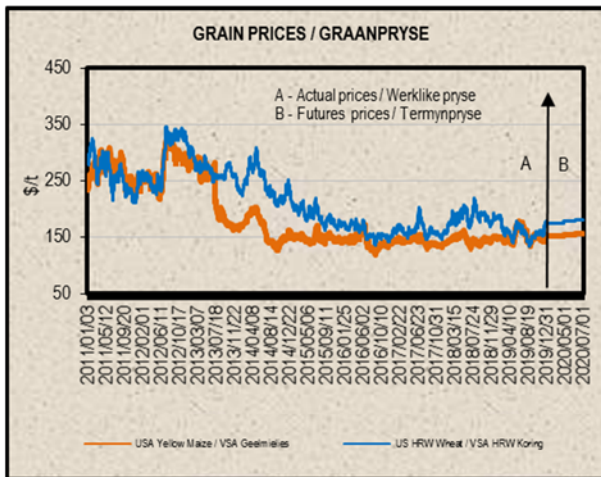
Alternate Directors/Alternatiewe Direkteure:
General Manager/Hoofbestuurder:

http://www.sagis.org.za/import_tariffs.html

5. PRICES – INTERNATIONAL (US\$/t)

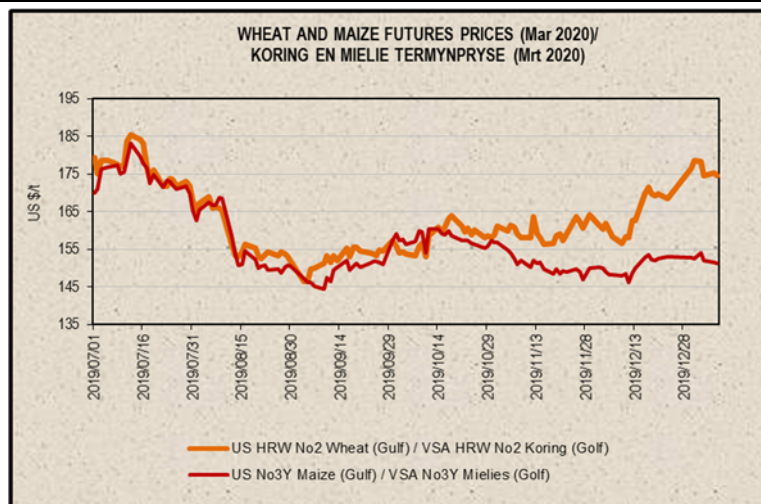
5. PRYSE - INTERNASIONAAL (VSA\$/t)

| FOB (US\$/t) | Export Quotations/ Uitvoerkwotasie (b)(f)(g) | | | | VAB (VSA\$/t) |
|--|---|------------|------------|------------|---------------------------------------|
| | 2020/01/07 | 2019/12/31 | 2019/12/24 | 2019/12/17 | |
| US No 2 HRW Wheat (Gulf) | 233.00 | 237.00 | 228.00 | 229.00 | VSA No 2 HRW Koring (Golf) |
| US DNS Wheat 14% PNW | 267.00 | 278.00 | 271.00 | 273.00 | VSA DNS Koring 14% PNW |
| Argentine Wheat (Up River) | 211.00 | 208.00 | 204.00 | 203.00 | Argentynse Koring (Up River) |
| EC (France) Wheat (grade 1) | 217.00 | 217.00 | 213.00 | 212.00 | EU (Frankryk) Koring (graad 1) |
| EC (Germany) B Quality Wheat | 222.00 | 221.00 | 217.00 | 217.00 | EU (Duitsland) B Kwaliteit Koring |
| Russia Milling 12.5% | 219.00 | 218.00 | 218.00 | 217.00 | Swart See Maalkoring |
| US No 3Y Maize (Gulf) | 175.00 | 175.00 | 175.00 | 175.00 | VSA No3Y Mielies (Golf) |
| Argentine Maize (Up River) | 176.00 | 176.00 | 175.00 | 174.00 | Argentynse Mielies (Up River) |
| US Sorghum (Gulf) | 184.00 | 184.00 | 180.00 | 183.00 | VSA Sorghum (Golf) |
| Argentine Sorghum (Up River) | 148.00 | 148.00 | 148.00 | 148.00 | Argentynse Sorghum (Up River) |
| US Soybeans (Gulf) | 369.00 | 371.00 | 370.00 | 367.00 | VSA Sojabone (Gulf) |
| Argentine Soybeans (Up River) | 371.00 | 374.00 | 372.00 | 372.00 | Argentynse Sojabone (Up River) |
| Canadian Canola | 390.00 | 388.00 | 383.00 | 376.00 | Kanadese Canola |
| Argentine Groundnuts Runners 40/50 | 1445.00 | 1445.00 | 1345.00 | 1345.00 | Argentynse Grondbone 40/50 Runners |
| US Groundnuts Runners 40/50 shelled | n/a | n/a | 1472.00 | 1421.00 | VSA Grondbone 40/50 Runners uitgedop |
| Australian Malting Barley (Commander Malt) | 234.00 | 237.00 | 235.00 | 229.00 | Australiese Moutgars (Commander Mout) |



Futures prices (US\$/t) / Termynpryse (VSA\$/t) (d)(e) (2020/01/07)

| Commodity | Mar-20 | May-20 | Jul-20 | Sep-20 | Dec-20 | Mar-21 | Kommoditeit |
|---------------------|--------|--------|--------|--------|--------|--------|---------------------|
| US No3 Yellow maize | 151.33 | 154.09 | 156.53 | 156.37 | 157.47 | 161.41 | VSA No3 Geelmielies |
| US No2 HRW wheat | 174.53 | 177.47 | 180.26 | 183.20 | 187.24 | 191.21 | VSA No2 HRW koring |
| US Soybeans | 346.86 | 351.71 | 356.19 | 356.78 | n/a | 357.22 | VSA Sojabone |



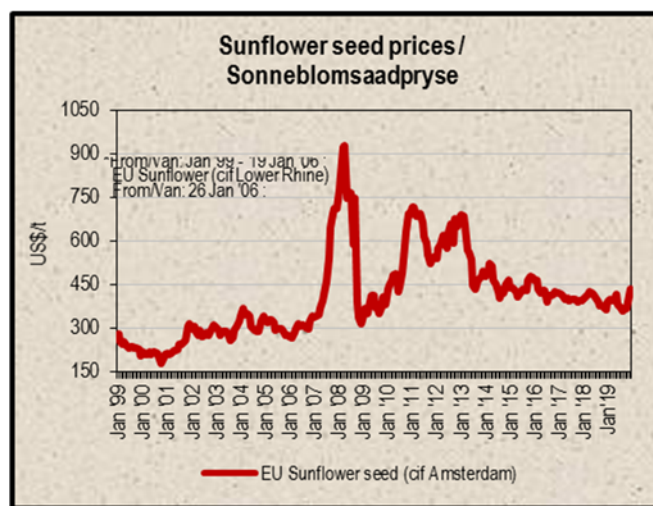
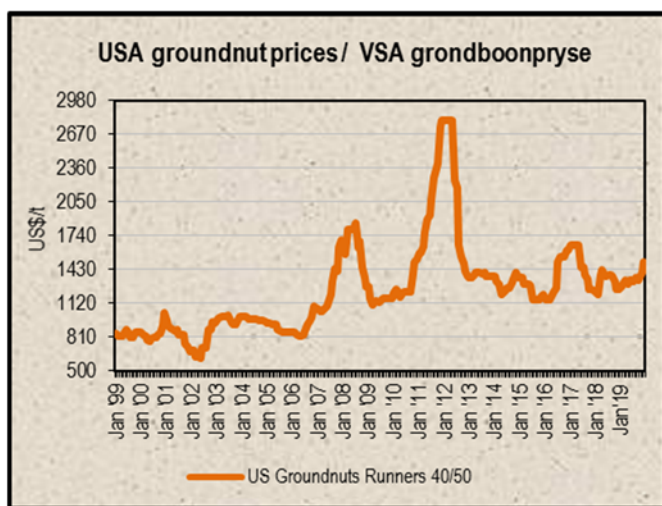
6. LOWEST REPRESENTATIVE ASKING PRICES
(US\$/t) (f)(g) (Prices of previous week)

6. LAAGSTE VERTEENWOORDIGENDE PRYSE GEVRA
(Pryse van vorige week) (VSA\$/t) (f)(g)

| US\$/t | 2019/12/19 | 2019/12/12 | Change/ Verandering | VSA\$/t |
|--------------------------------------|------------|------------|------------------------|--------------------------------------|
| Soybeans, USA, c.i.f. Rotterdam | 390 | 373 | 4.6% | Sojabone, VSA, k.a.v. Rotterdam |
| Groundnuts, USA Runners 40/50* | 1500 | 1450 | 3.4% | Grondbone, VSA Runners 40/50* |
| Groundnuts, Argentine Runners 40/50* | 1425 | 1425 | 0.0% | Grondbone, Argentynse Runners 40/50* |
| Groundnut-oil, c.i.f. Rotterdam | 1480 | 1470 | 0.7% | Grondboon-olie, k.a.v. Rotterdam |
| Sunflower seed, EU c.i.f. Amsterdam | 435 | 415 | 4.8% | Sonneblomsaad, EU k.a.v. Amsterdam |
| Sunflower seed, fob Black Sea | 405 | 385 | 5.2% | Sonneblomsaad, Swart See |
| Sunflower-oil, EU (fob) N.W. Europe | 815 | 795 | 2.5% | Sonneblom-olie, EU (vab) N.W. Eur. |
| Rapeseed, Europe, 00, c.i.f. Hamburg | 457 | 446 | 2.5% | Raapsaad, Europa, 00, k.a.v. Hamburg |

* Shelled, c.i.f. Rotterdam

* Uitgedop k a v Rotterdam



7. IGC FREIGHT INDICES (b)

7. IGC VRAG INDEKSE (b)

| IGC FREIGHT INDICES / IGC VRAG INDEKSE | | | | | | | |
|--|------------|------------|------------|------------|------------|------------|-------------------------------|
| | 2019/11/26 | 2019/12/03 | 2019/12/10 | 2019/12/17 | 2019/12/24 | 2020/01/07 | |
| Grain & Oilseeds Freight Index* | 1426 | 1606 | 1528 | 1281 | 1090 | 791 | Graan & Oliesade Vrag Indeks* |
| Baltic Dry Index | 101 | 104 | 109 | 112 | 106 | 99 | Baltiese Droë Indeks |

* IGC's new Grain & Oilseeds Freight Index (GOFI) represents 68 major grain routes, compared to 15 routes covered previously. Similar to the previous index, the GOFI will be calculated on a weekly basis, with the first week of January 2013 taken as its base of 100.

* IGC se nuwe Graan & Oliesade Vrag Indeks (GOVI) verteenwoordig 68 hoof graanroetes, teenoor 15 roetes wat voorheen gedek is. Soortgelyk aan die vorige indeks, sal die GOVI weekliks bereken word met die eerste week van Januarie 2013 geneem as basis van 100.

8. IMPORT PARITY PRICES – SUMMER GRAINS (b)(c)

8. INVOERPARITEITPRYSE - SOMERGRANE (b)(c)

| INVOERPARITEITPRYSE VAN SOMERGRANE (BTW UITGESLT) SOOS OP | | | 2020/01/07 | | IMPORT PARITY PRICES OF SUMMER GRAINS (VAT EXCL) AS ON | | |
|---|---------------|-------------------------------------|--------------------------------------|--------------------------|--|--|--|
| ITEM | Nota/ Note | Mielies/Maize | Mielies/Maize | Sorghum | Sorghum | Sorghum | ITEM |
| | | VSA/ USA Golf/Gulf (no.3Y) | Argentynse/ Argentina Up River | VSA/ USA Golf/Gulf | Argentynse/ Argentina Up River | Australiese/ Australian Brisbane | |
| Internasionale VAB pryse Vraggeld Assuransie (0.3% van VAB) 1 KOSTE, ASSURANSIE EN VRAG (KAV) \$/T <i>Omskakel na R/t</i> | a | \$/t | \$/t | \$/t | \$/t | \$/t | International FOB prices Freight Rates Insurance (0.3% of FOB) 1 COST, INSURANCE AND FREIGHT (CIF) \$/T <i>Converted to R/t</i> R/\$ Exchange rate on: 2020/01/07 |
| | b | 175.00 | 176.00 | 184.00 | 148.00 | 347.00 | |
| R/\$ Wisselkoers op: 2020/01/07 2 KOSTE, ASSURANSIE EN VRAG (KAV) R/t | c | R/t | R/t | R/t | R/t | R/t | 2 COST, INSURANCE AND FREIGHT (CIF) R/t |
| | d | 28.00 | 22.00 | 28.00 | 22.00 | 20.00 | |
| Finansieringskoste 3 KOSTE, ASSURANSIE, VRAG EN FINANSIERING R/t | e, f | 0.53 | 0.53 | 0.55 | 0.44 | 1.04 | 3 COST, INSURANCE, FREIGHT AND FINANCING R/t Discharging cost: - Cape Town - Durban Import Tariff |
| | g | 203.53 | 198.53 | 212.55 | 170.44 | 368.04 | |
| Aflaaiikoste: - Kaapstad - Durban Invoertarif 4 VRY OP SPOOR (VOS) R/t | h | 14.1799 | 14.1799 | 14.1799 | 14.1799 | 14.1799 | 4 FREE ON RAIL (FOR) R/t - Cape Town - Durban |
| | i | R/t | R/t | R/t | R/t | R/t | |
| - Kaapstad - Durban Spoorvragkoste - Durban na Randfontein | j | 2886.04 | 2815.14 | 3013.94 | 2416.82 | 5218.77 | 5 DELIVERED: - Durban to Randfontein R/ton |
| | k | 23.72 | 23.14 | 24.77 | 19.86 | 42.89 | |
| 5 GELEWER: - Durban na Randfontein R/ton | l | 2909.76 | 2838.28 | 3038.71 | 2436.68 | 5261.66 | 5 DELIVERED: - Durban to Randfontein R/ton |
| | m | 212.55 | 212.55 | n/a | n/a | n/a | |
| - Durban | n | 202.93 | 202.93 | 202.93 | 202.93 | 202.93 | - Durban |
| | o | 0.00 | 0.00 | 78.27 | 62.96 | 147.61 | |
| - Durban | p | 3122.31 | 3050.83 | n/a | n/a | n/a | - Durban |
| | q | 3112.69 | 3041.21 | 3116.98 | 2499.64 | 5409.27 | |
| - Durban | r | 517.52 | 517.52 | 517.52 | 517.52 | 517.52 | - Durban to Randfontein |
| | s | 517.52 | 517.52 | 517.52 | 517.52 | 517.52 | |

Notas/Notes:

a Bron van pryse en vraggeld : IGC GMI
Source of prices and freight rates: IGC GMI

2020/01/07

| Termyin / Term | US\$/ton (VAB/FOB) | Vraggeld/Freight Rate: | US\$/ton |
|----------------|-----------------------|---------------------------------|----------|
| Jan 2019 | 175.00 | US Golf / Gulf | 28.00 |
| Jan 2019 | 176.00 | Argentinië / Argentina | 22.00 |
| Jan 2019 | 184.00 | Australië/Australia (Fremantle) | 20.00 |
| Jan 2019 | 148.00 | | |
| Jan 2019 | 347.00 | | |

b Vraggeld: bereken vir vragte van +/- 20 000 - 30 000t. / Freight rates: calculated for freights of +/- 20 000 - 30 000t.

c Reserwebank / Reserve Bank

d Finansieringskoste: 30 000t @ KAV @ primakoers vir 30 dae. Bron/Source: SARB 10.00% 2019/07/19
Financing cost: 30 000t @ CIF @ prime rate for 30 days.

| | Mielies/Maize: | Sorghum |
|--------------------------|----------------|---------|
| Kaapstad / Cape Town: | 212.55 | n/a |
| Durban: | 202.93 | 202.93 |

e Aflaaiikoste / Discharging costs (R/ton):

Bron / Source: Mainport Africa Shipping

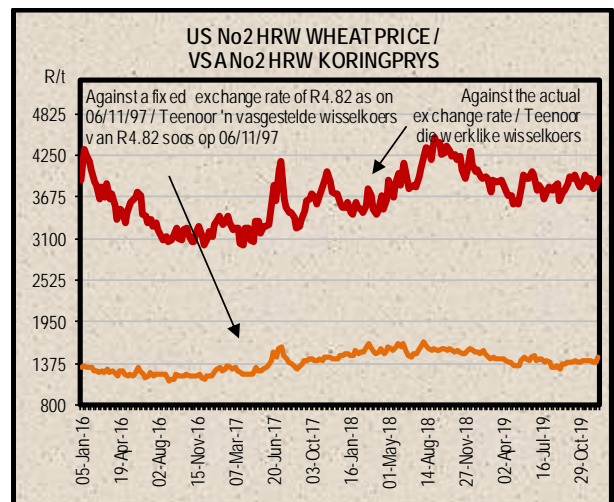
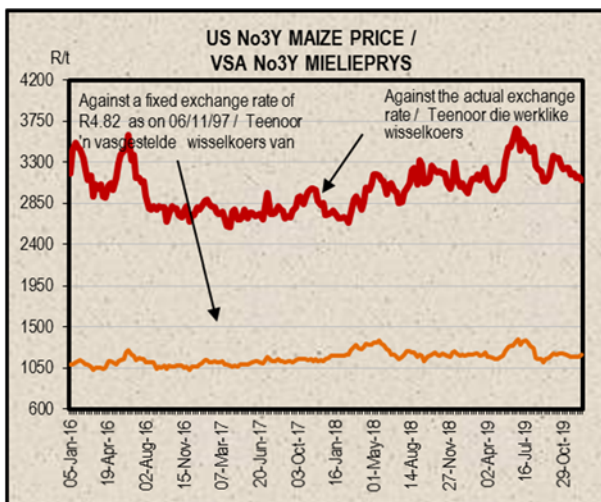
f Ingesluit: Kaai gelde, hantering, kaaibesig, agente/dokumentasie, logistiek & opnames (inspeksie van skeepsvrag) /
Included: Wharfage, handling, wharf supervision, agent/documentation, logistic & survey (inspection of shipload).
Uitgesluit: Gesondheidsinspeksie-, skeepagentskapfooi, strooktoetsingsfooi vir GMO, opbergingskoste asook BTW en invoerbelasting /
Excluded: Health inspection fee, Ship agency fee, strip testing fees for GMO, storage costs as well as VAT and import duty.
N.B: Slegs 'n aanduiding, aangesien koste van opname beding kan word / N.B: Indication only, as cost of survey can be negotiated.

g Invoertarif / Import Tariff:

Mielies/Maize = Vry / Free
Sorghum = 3% op VAB / on FOB

h Neem asb. kennis van die verandering in Spoorwet se standaard spoorvrag op 1 April 2019, na R517.52.

Please note the change in Spoorwet's standard rail rate on 1 April 2019 to R517.52.



9. IMPORT PARITY PRICES – WINTER CEREALS (b)(c)

9. INVOERPARITEITPRYSSE - WINTERGRANE (b)(c)

| INVOERPARITEITPRYSSE VAN WINTERGRANE (BTW UITGESLT) SOOS OP | | 2020/01/07 | | | | IMPORT PARITY PRICES OF WINTER CEREALS (VAT EXCL) AS ON | | |
|---|-------------|---------------------------|---------------------|---|---|---|--|--|
| ITEM | Nota / Note | Koring/Wheat | Koring/Wheat | Koring/Wheat | Koring/Wheat | Koring/Wheat | Gars/Barley | ITEM |
| | | VSA/ USA Golf/Gulf HRW | VSA/ USA PNW DNS | Argentynse/ Argentine Up River Trigo Pan | EU Duitsland/ Germany Hamburg B kwaliteit/ quality | Russies/ Russian Black Sea 12.50% | Australiese/ Australian Adelaide Mout/Malting | |
| | | \$/t | \$/t | \$/t | \$/t | \$/t | \$/t | |
| Internasionale VAB pryse | a | 233.00 | 267.00 | 211.00 | 222.00 | 219.00 | 234.00 | International FOB prices |
| Vraggeld | b | 28.00 | 28.00 | 22.00 | 23.00 | 31.00 | 21.00 | Freight Rates |
| Assuransie (0.3% van VAB) | | 0.70 | 0.80 | 0.63 | 0.67 | 0.66 | 0.70 | Insurance (0.3% of FOB) |
| 1 KOSTE, ASSURANSIE EN VRAG (KAV) \$/T | | 261.70 | 295.80 | 233.63 | 245.67 | 250.66 | 255.70 | 1 COST, INSURANCE AND FREIGHT (CIF) \$/T |
| <i>Omskakel na R/T</i> | | | | | | | | <i>Converted to R/T</i> |
| R/\$ Wisselkoers op: 2020/01/07 | c | 14.1799 | 14.1799 | 14.1799 | 14.1799 | 14.1799 | 14.1799 | R/\$ Exchange rate on: 2020/01/07 |
| 2 KOSTE, ASSURANSIE EN VRAG (KAV) R/T | | 3710.88 | 4194.41 | 3312.85 | 3483.58 | 3554.33 | 3625.80 | 2 COST, INSURANCE AND FREIGHT (CIF) R/T |
| Finansieringskoste | d | 30.50 | 34.47 | 27.23 | 28.63 | 29.21 | 29.80 | Financing cost |
| 3 KOSTE, ASSURANSIE, VRAG EN FINANSIERING R/T | | 3741.38 | 4228.88 | 3340.08 | 3512.21 | 3583.54 | 3655.60 | 3 COST, INSURANCE, FREIGHT AND FINANCING R/T |
| Aflaaikoste | e, f | | | | | | | Discharging cost |
| 3.1 Kaapstad (Hoofsaaklik kaaihyskraan metode) | | 212.55 | 212.55 | 212.55 | 212.55 | 212.55 | 212.55 | 3.1 Cape Town (Mainly shore cranes method) |
| 3.2 Durban (Hoofsaaklik suig-in-silo metode) | | 202.93 | 202.93 | 202.93 | 202.93 | 202.93 | 202.93 | 3.2 Durban (Mainly suction into silo method) |
| Invoertarif op koring | g | 1008.60 | 1008.60 | 1008.60 | 1008.60 | 1008.60 | 0.00 | Import Tariff on wheat |
| 4 VRY OP SPOOR (VOS) R/T | | | | | | | | 4 FREE ON RAIL (FOR) R/T |
| 4.1 Kaapstadhawe | | 4962.53 | 5450.03 | 4561.23 | 4733.36 | 4804.69 | 3868.15 | 4.1 Cape Town Harbour |
| 4.2 Durbanhawe | | 4952.91 | 5440.41 | 4551.61 | 4723.74 | 4795.07 | 3858.53 | 4.2 Durban Harbour |
| Spoorvragkoste | h | | | | | | | Railage cost |
| - Kaapstad na Paarl | | 134.04 | 134.04 | 134.04 | 134.04 | 134.04 | n/a | - Cape Town to Paarl |
| - Durban na Randfontein | | 517.52 | 517.52 | 517.52 | 517.52 | 517.52 | 517.52 | - Durban to Randfontein |
| 5 GELEWER: | | | | | | | | 5 DELIVERED: |
| - Kaapstad na Paarl R/ton | | 5096.57 | 5584.07 | 4695.27 | 4867.40 | 4938.73 | n/a | - Cape Town to Paarl R/ton |
| - Durban na Randfontein R/ton | | 5470.43 | 5957.93 | 5069.13 | 5241.26 | 5312.59 | 4376.05 | - Durban to Randfontein R/ton |

Notas/Notes:

2020/01/07

a Bron van pryse en vraggeld : IGC GMI
Source of prices and freight rates: IGC GMI

| Termyn / Term | VAB/FOB US\$/ton | Vraggeld / Freight Rate: US\$/ton | Gars/Barley = US\$ + 1 |
|--|---------------------|---|---------------------------|
| Koring/Wheat: HRW No 2 (Hard Red Winter) Golf / Gulf | Jan 2020 233.00 | VSA/USA (Golf / Gulf) 28.00 | |
| Koring/Wheat: DNS 14% No 2 (Dark Northern Spring) Golf / Gulf | Jan 2020 267.00 | Argentinië / Argentina (Upriver) 22.00 | |
| Koring/Wheat: Argentinië / Argentine (Up River) Trigo Pan | Jan 2020 211.00 | EU (Rouen/Hamburg) 23.00 | 24.00 |
| Koring/Wheat: EU (Duitsland / Germany) B kwaliteit / quality | Jan 2020 222.00 | Australië / Australia (Fremantle) 20.00 | 21.00 |
| Koring/Wheat: Russian Milling 12.5% | Jan 2020 219.00 | Rusland/Russia (Novorossiysk) 31.00 | |
| Gars/Barley: Australiese moutgars/Australian malting barley (Adelaide) | Jan 2020 234.00 | | |

b Vraggeld: bereken vir vragte van +/- 20 000 - 30 000t. / Freight rates: calculated for freights of +/- 20 000 - 30 000t.

c Reserwebank / Reserve Bank

d Finansieringskoste: 30 000t @ KAV @ primakoers vir 30 dae. Bron/Source: SARB 10.00% 2019/07/19
Financing cost: 30 000t @ CIF @ prime rate for 30 days.

e Aflaaikoste / Discharging cost (R/ton):
Bron / Source: Mainport Africa Shipping

| | Koring/Wheat: | Gars/Barley: |
|------------|---------------|--------------|
| Kaapstad / | 212.55 | 212.55 |
| Durban: | 202.93 | 202.93 |

f Ingesluit: Kaaigelde, hantering, kaaitoesig, agente/dokumentasie, logistiek & opnames (inspeksie van skeepsvrag).

Included: Wharfage, handling, wharf supervision, agent/documentation, logistic & survey (inspection of shipload).

Uitgesluit: Gesondheidsinspeksie-, skeepagentskapfooi, strooktoetsingsfooi vir GMO, opbergingskoste asook BTW en invoerbelasting.

Excluded: Health inspection fee, Ship agency fee, strip testing fees for GMO, storage costs as well as VAT and import duty.

N.B: Slegs 'n aanduiding, aangesien koste van opname beding kan word / N.B: Indication only, as cost of survey can be negotiated.

g Invoertarif / Import Tariff:

Koring/Wheat = R1008.60 p/ton

Gars/Barley = Vry/Free

h Neem asb, kennis van verandering in Spoornet se standaard spoorvrag op 1 April 2019 soos volg:

Kaapstad na Paarl R134.04 en Durban na Randfontein R517.52

Please note the change on 1 April 2019, in Spoornet's standard railage cost as follows:

Cape Town to Paarl R134.04 and Durban to Randfontein R517.52

10. IMPORT PARITY PRICES – OIL SEEDS (b)(c)(f)(g)

10. INVOERPARITEITPRYSE - OLIESADE (b)(c)(f)(g)

INVOERPARITEITPRYSE VAN OLIESADE (BTW UITGESLT) SOOS OP 2020/01/07 IMPORT PARITY PRICES OF OIL SEEDS (VAT EXCL) AS ON

| ITEM | Nota/ Note | Sojabone/ Soybeans | Sojabone/ Soybeans | Sojabone/ Soybeans | Sonneblom/ Sunflower | Sonneblom/ Sunflower | Canola | Grondbone/ Groundnuts | Grondbone/ Groundnuts | ITEM |
|--|---------------|--------------------------|--------------------------------------|----------------------------------|-------------------------------------|--------------------------|------------------------------------|--|-------------------------------------|---|
| | | VSA/ USA Golf/Gulf | Argentynse/ Argentine Up River | Brazilië/ Brazil Paranagua | EU Franse/ French Bordeaux | Swart See / Black Sea | Kanadese/ Canadian Vancouver | Argentynse/ Argentine Raw Runners 40/50 | VSA/ USA Raw Runners 40/50 | |
| Internasionale VAB pryse | a | \$/t 369.00 | \$/t 371.00 | \$/t 366.00 | \$/t 417.00 | 405.00 | 390.00 | \$/t 1445.00 | \$/t 1472.00 | International FOB prices |
| Vraggeld | b | 28.00 | 21.00 | 21.00 | 23.00 | 31.00 | 27.00 | 80.00 | 28.00 | Freight Rates |
| Assuransie (0.3% van VAB) | | 1.11 | 1.11 | 1.10 | 1.25 | 1.22 | 1.17 | 4.34 | 4.42 | Insurance (0.3% of FOB) |
| 1 KOSTE, ASSURANSIE EN VRAG (KAV) \$/T Omskakel na R/t R/\$ Wisselkoers op: 2020/01/07 | c | 398.11 | 393.11 | 388.10 | 441.25 | 437.22 | 418.17 | 1529.34 | 1504.42 | 1 COST, INSURANCE AND FREIGHT (CIF) \$/T Converted to R/t R/\$ Exchange rate on: 2020/01/07 |
| 2 KOSTE, ASSURANSIE EN VRAG (KAV) R/t | | 14.1799 | 14.1799 | 14.1799 | 14.1799 | 14.1799 | 14.1799 | 14.1799 | 14.1799 | 2 COST, INSURANCE AND FREIGHT (CIF) R/t |
| Finansieringskoste | d | 5645.16 | 5574.26 | 5503.22 | 6256.88 | 6199.74 | 5929.61 | 21685.89 | 21332.53 | 3 COST, INSURANCE, FREIGHT AND FINANCING R/t |
| 3 KOSTE, ASSURANSIE, VRAG EN FINANSIERING R/t | | 46.40 | 45.82 | 45.23 | 51.43 | 50.96 | 48.74 | 178.24 | 175.34 | Financing cost |
| Aflaakoste: Durban | e, f | 5691.56 | 5620.08 | 5548.45 | 6308.31 | 6250.70 | 5978.35 | 21864.13 | 21507.87 | 3 COST, INSURANCE, FREIGHT AND FINANCING R/t |
| Invoertarif: | g | 202.93 | 202.93 | 202.93 | 202.93 | 202.93 | 202.93 | 447.84 | 447.84 | Discharging cost: Durban |
| 4 VRY OP SPOOR (VOS) R/t: Durban | | 418.59 | 420.86 | 415.19 | 0.00 | 0.00 | 553.02 | 2049.00 | 2087.28 | Import Tariff: |
| Spoorvragkoste | h | 6313.08 | 6243.87 | 6166.57 | 6511.24 | 6453.63 | 6734.30 | 24360.97 | 24042.99 | 4 FREE ON RAIL (FOR) R/t: Durban |
| - Durban na Randfontein | | 517.52 | 517.52 | 517.52 | 517.52 | 517.52 | 517.52 | - | - | Railage cost - Durban to Randfontein |
| 5 GELEWER: - Durban na Randfontein R/ton | | 6830.60 | 6761.39 | 6684.09 | 7028.76 | 6971.15 | 7251.82 | - | - | 5 DELIVERED: - Durban to Randfontein R/ton |

Notas/Notes:

a Bron van pryse en vraggeld / Source of prices and freight rates : IGC (GMI), Georgalos Peanut World & Oilworld

2020/01/07

| Termyn / Term | US\$/ton (VAB/FOB) | Vraggeld/Freight Rate: | US\$/ton |
|---|-----------------------|---------------------------------|----------|
| Sojabone/Soybeans: VSA/USA (Golf/Gulf) | Jan 2019 369.00 | US Golf / Gulf | 28.00 |
| Sojabone/Soybeans: Argentinië/Argentina (Up River) | Jan 2019 371.00 | Argentinië / Argentina | 21.00 |
| Sojabone/Soybeans: Brazilië/Brazil (Paranagua) | Jan 2019 366.00 | EEC (Bordeaux/Hamburg) | 23.00 |
| Sonneblom/Sunflower: EU Frankryk/France (Bordeaux) | Jan 2019 417.00 | Kanada/Canada (St Lawrence) | 27.00 |
| Sonneblom/Sunflower: Swart See/Black Sea | Jan 2019 405.00 | Rusland / Russia (Novorossiysk) | 31.00 |
| Canola: Kanada/Canada (Vancouver) | Jan 2019 390.00 | Grondbone/Groundnuts (ARG) | 80.00 |
| Grondbone/Groundnuts: Argentinië/Argentina (Raw Runner 40/50) | Jan 2019 1445.00 | | |
| Grondbone/Groundnuts: VSA/USA (Runners 40/50) | Jan 2019 1472.00 | | |

b Vraggeld: bereken vir vragte van +/- 20 000 - 30 000t. / Freight rates: calculated for freights of +/- 20 000 - 30 000t.

c Reserwebank / Reservebank

d Finansieringskoste: 30 000t @ KAV @ primakoers vir 30 dae. Bron/Source: SARB 10.00% 2019/07/19
Financing cost: 30 000t @ CIF @ prime rate for 30 days.

e Aflaakoste / Discharging costs (R/ton):

| | Sojabone/ Soybeans | Sonneblom/ Sunflower | Canola | Grondbone/ Groundnuts |
|---------|-----------------------|-------------------------|--------|--------------------------|
| Durban: | 202.93 | 202.93 | 202.93 | 447.84 |

f Aflaakoste / Discharging fees:

Ingesluit: Kaaigelde, hantering, kaaitoelig, agente/dokumentasie, logistiek & opnames (inspeksie van skeepsvrag) / Included: Wharfage, handling, wharf supervision, agent/documentation, logistic & survey (inspection of shipload).
Uitgesluit: Gesondheidsinspeksie-, skeepagentskapfooi, strooktoetsingsfooi vir GMO, opbergingskoste asook BTW en invoerbelasting / Excluded: Health inspection fee, Ship agency fee, strip testing fees for GMO, storage costs as well as VAT and import duty.
N.B: Slegs 'n aanduiding, aangesien koste van opname beding kan word / N.B: Indication only, as cost of survey can be negotiated.

g Invoertarif / Import Tariff:
Sojabone/Soybeans = 8% op VAB / on FOB
Sonneblom/Sunflower = Vry / Free
Canola = 10% op VAB / on FOB
Grondbone/Groundnuts = 10% op VAB / on FOB

h Neem asb. kennis van die verandering in Spoorwet se standaard spoorvrag op 1 April 2019, na R517.52
Please note the change on 1 April 2019 in Spoorwet's standard railage cost to R517.52

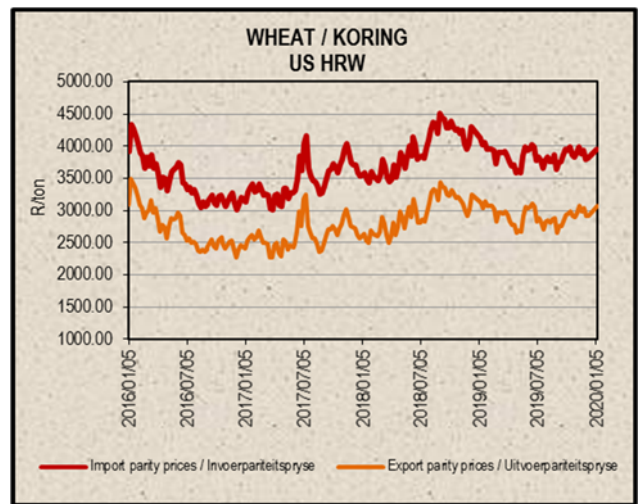
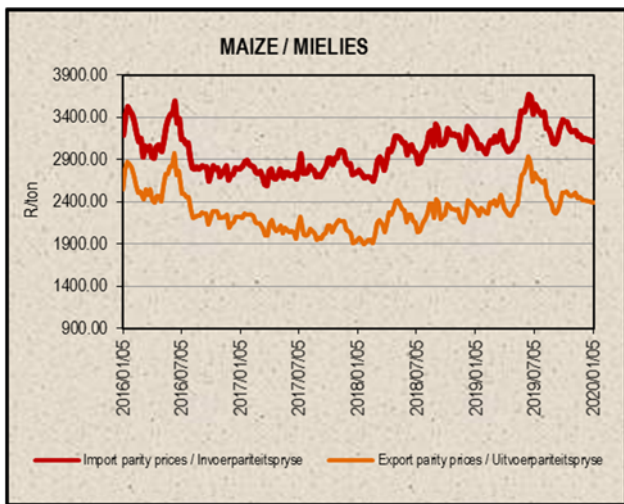
i Kwotasies is k.a.v. pryse. VAB pryse dus berekende pryse (kav minus vraggeld) / Quotes are c.i.f. prices. FOB prices are therefore calculated prices (cif minus freight rates).

11. EXPORT PARITY PRICES (b)(c)

11. UITVOERPARITEITPRYSE (b)(c)

| INDICATIVE EXPORT PARITY PRICES AS ON | 2020/01/07 | | | | AANDUIDENDE UITVOERPARITEITSPRYSE SOOS OP |
|--|--|---|---|---|--|
| This is only an example of how an export parity price can be calculated - it can vary according to need | US No3Y Maize/ Mielies Gulf/Golf (b) Jan 2019 | US HRW Wheat/Koring Gulf/Golf (b) Jan 2019 | US DNS 14% Wheat/Koring PNW (b) Jan 2019 | Argentine Raw Runner 40/50 Groundnuts/ Grondbone (f) Jan 2019 | Hierdie is slegs 'n voorbeeld van hoe 'n uitvoerpariteitsprys bereken kan word - dit kan varieer volgens behoefte |
| FOB Gulf value (\$/t) | 175.00 | 233.00 | 267.00 | 1445.00 | VAB Golfwaarde (\$/t) |
| Difference in quality and locality of SA ¹ Maize: Plus US\$10 (\$/t) Groundnuts: Less 3,5% of fob value | \$10.00 | | | 96,5% | ¹ Kwaliteits- en liggingsverskil van SA Mielies: Plus VSA\$10 (\$/t) Grondbone: Min 3,5% van vab waarde |
| SA fob price (\$/t) | 185.00 | 233.00 | 267.00 | 1394.43 | SA vab prys (\$/t) |
| Exchange rate (1\$=): (2020/01/07) ² FOB Gulf value (R/t) | 14.1799 2623.28 | 14.1799 3303.92 | 14.1799 3786.03 | 14.1799 19772.88 | ² Wisselkoers (1\$=): (2020/01/07) VAB Golfwaarde (R/t) |
| Marketing costs: | | | | | Bemarkings koste: |
| Financing (Prime rate 10.00% - 30 days) (R/t) | 21.56 | 27.16 | 31.12 | 162.52 | Finansieringskoste (Primakoers 10.00% - 30 dae) (R/t) |
| Railage: ³ Randfontein – Durban harbour | 517.52 | 517.52 | 517.52 | - | ³ Spoorvrag: Randfontein – Durbanhawe |
| Loading costs: (R/t) ⁴ Durban Harbour (Mainly spout method) | 207.60 | 213.20 | 213.20 | 552.71 | ⁴ Oplaai-koste: (R/t) Durbanhawe (Hoofsaaklik tregter metode) |
| EXPORT REALISATION (R/t): Randfontein | 1876.60 | 2546.04 | 3024.19 | 19057.65 | UITVOER REALISASIE (R/t): Randfontein |

| | | |
|--|---|---|
| <i>Difference in quality and locality of SA (As requested by the industry)</i> | 1 | <i>Kwaliteits- en liggingsverskil van SA (Soos deur die bedryf versoek)</i> |
| <i>As from 14 June 2012, the discount/rebate will no longer be used to calculate the export parity price on US HRW and a new calculation will be added for US DNS, also without the discount/rebate.</i> | | <i>Vanaf 14 Junie 2012 sal die diskonto/premie nie meer gebruik word by die berekening van die uitvoerpariteitprys van US HRW nie en 'n nuwe berekening word nou vir US DNS gedoen, ook sonder diskonto/premie.</i> |
| <i>Reserve Bank</i> | 2 | <i>Reserwebank</i> |
| <i>Railage costs:</i> | | <i>Spoorvrag koste:</i> |
| <i>Please note that on 1 April 2019 Spoornet's standard railage cost has changed to R517.52.</i> | 3 | <i>Neem asb. kennis dat Spoornet se standaard spoorvrag op 1 April 2019 verander het na R517.52.</i> |
| <i>Loading costs, received from Mainport Africa Shipping:</i> | | <i>Oplaai-koste, ontvang van Mainport Africa Shipping:</i> |
| <i>Included: Cargo dues, handling, wharf supervision, agency/documentation, logistics & surveys (inspection of cargo).</i> | 4 | <i>Ingesluit: Kaaigelde, hantering, kaaitoetsig, agente/dokumentasie, logistiek & opnames (inspeksie van skeepsvrag)</i> |
| <i>Excluded: Ship agent fees, health & PPECB inspections, storage facility & transport costs to storage facility, VAT & duties.</i> | | <i>Uitgesluit: Skeepagentskaps-, inspeksie-, opbergings- en vervoerkoste na opbergingsfasiliteit, BTW & invoerbelasting.</i> |



12. WEATHER

For local weather, please follow the link below:

<https://www.accuweather.com/en/za/south-africa-weather>

12. WEER

Vir plaaslike weer, volg asseblief die onderstaande skakel:

<https://www.accuweather.com/en/za/south-africa-weather>

Sources / Bronne:

(a) = Safex; (b) = International Grains Council; (c) = SAGIS;

(d) = CBOT; (e) = KCBT; (f) = Oil World; (g) = Georgalos Peanut World.

** Formula according to ITAC (International Trade Administration Commission of South Africa)/*

Formule volgens ITAC (International Trade Administration Commission of South Africa)

SAGIS

Nico Hawkins

General Manager / Hoofbestuurder

Indemnity/Vrywaring: Although everything has been done to ensure the accuracy of the information, neither SAGIS nor any of its directors or employees takes any responsibility for actions or losses that might occur as a result of the usage of this information. / Alhoewel alles gedoen is om te verseker dat die inligting korrek is, aanvaar nie SAGIS of enige van sy direkteure of werknemers verantwoordelikheid vir enige aksies of verliese as gevolg van die inligting wat gebruik is nie.