SAGIS South African Grain Information Service NPC
Suid Afrikaanse Graaninligtingsdiens NWM
Reg no. 1997/019186/08

Postnet Suite 534, Private Bag X 1 / Privaatsak X 1
The Willows / Die Wilgers, 0041
Grain Building (2nd floor), 477 Witherite Str /
Graangebou (2e vloer), Witherite Str 477
The Willows / Die Wilgers, Pretoria, 0040

Tel +27 (12) 941 2050
Fax/Faks +27 (12) 349 9200
E-Mail/Epos: info@sagis.org.za
Web address/adres: www.sagis.org.za

SWB31-0819 **2019-08-08**

SAGIS WEEKLY BULLETIN / SAGIS WEEKLIKSE BULLETIN

Please note that as from Thursday 7 March 2019, numbers 1, 2 & 4 in this bulletin will be hyperlinked with the relevant pages on our website / Neem asseblief kennis dat vanaf Donderdag 7 Maart 2019, sal nommers 1, 2 & 4 in hierdie bulletin geskakel wees met die relevante bladsye op ons webwerf.

1. PRODUCER DELIVERIES:	**1. PRODUSENTELEWERINGS:**
http://www.sagis.org.za/weekly_prod_deliveries.html	
2. IMPORTS, EXPORTS & MAIZE INTENTIONS:	**2. INVOERE, UITVOERE & MIELIE INTENSIES:**
http://www.sagis.org.za/weekly_imp-exp.html	

3. DOMESTIC PRICES PER SAFEX (R/t)*(a)* **3. PLAASLIKE PRYSE VOLGENS SAFEX (R/t)*(a)***

Commodity	Future Prices / Termynpryse (2019/08/06) R/ton					Kommoditeit
	Aug-19	Sep-19	Dec-19	Mar-20	May-20	
White maize	2922.00	2959.00	3050.00	3074.00	2788.00	Witmielies
Yellow maize	2799.00	2829.00	2918.00	2922.00	2770.00	Geelmielies
Wheat	4479.00	4503.00	4490.00	4580.00	4615.00	Koring
Sunflower	5190.00	5257.00	5412.00	5421.00	5200.00	Sonneblom
Soybeans	5500.00	5515.00	5607.00	5613.00	5460.00	Sojabone
Sorghum	N/A	3280.00	3400.00	3469.00	N/A	Sorghum

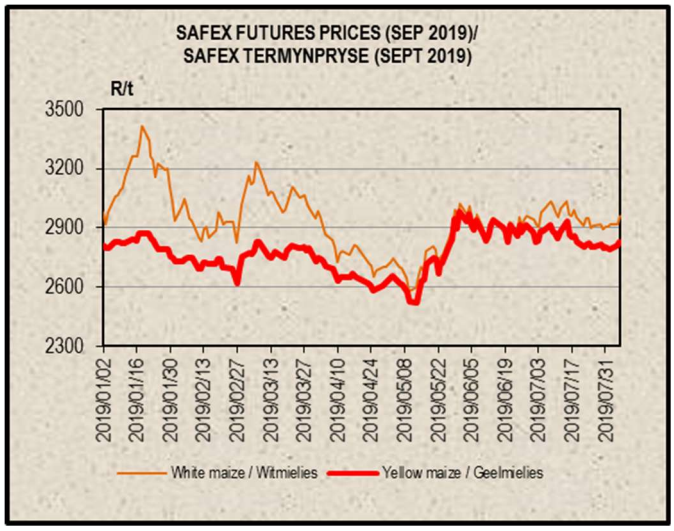

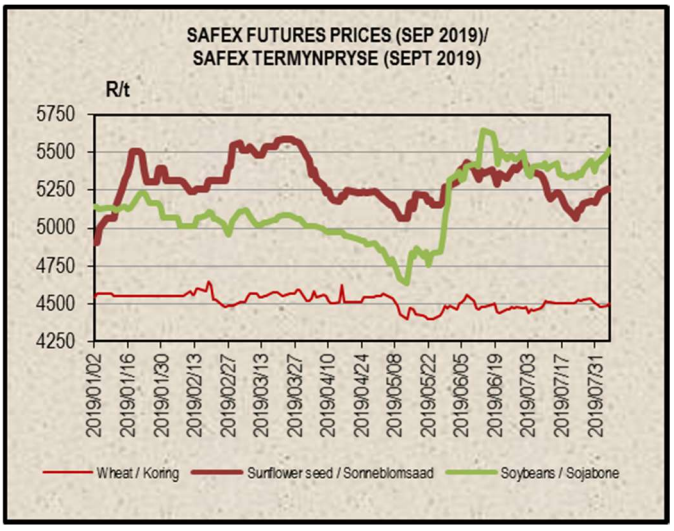

Directors/Direkteure: Boshoff JDW (Mr/Mnr), Briedenhann E (Dr), Make BB (Mr/Mnr), Mohane HT (Mr/Mnr). Nebe AAA (Mr/Mnr), Ngejane Z (Mr/Mnr), Purchase JL (Dr) Chairperson/Voorsitter), Purnell M (Ms/Me) (Vice-Chairperson /Onder Voorsitter)
Alternate Directors/Alternatiewe Direkteure: Groothof WJ (Mr/Mnr), Penny GR (Mr/Mnr), Schoonwinkel BC (Mr/Mnr), Van der Merwe JM (Ms/Me)
General Manager/Hoofbestuurder: Hawkins NJ (Mr/Mnr)

4. IMPORT TARIFF ON MAIZE & WHEAT (*b*)(*c*) **4. INVOERTARIEF OP MIELIES & KORING (*b*)(*c*)***

http://www.sagis.org.za/import_tariffs.html

5. PRICES – INTERNATIONAL (US$/t) **5. PRYSE - INTERNASIONAAL (VSA$/t)**

FOB (US$/t)	Export Quotations/ Uitvoerkwotasie *(b)(f)(g)*				VAB (VSA$/t)
	2019/08/06	2019/07/30	2019/07/23	2019/07/16	
US No 2 HRW Wheat (Gulf)	209.00	216.00	212.00	219.00	VSA No 2 HRW Koring (Golf)
US DNS Wheat 14% PNW	229.00	231.00	228.00	233.00	VSA DNS Koring 14% PNW
Argentine Wheat (Up River)	245.00	243.00	243.00	244.00	Argentynse Koring (Up River)
EC (France) Wheat (grade 1)	192.00	194.00	192.00	195.00	EU (Frankryk) Koring (graad 1)
EC (Germany) B Quality Wheat	199.00	199.00	198.00	204.00	EU (Duitsland) B Kwaliteit Koring
Russia Milling 12.5%	196.00	196.00	194.00	195.00	Swart See Maalkoring
US No 3Y Maize (Gulf)	185.00	191.00	198.00	200.00	VSA No3Y Mielies (Golf)
Argentine Maize (Up River)	163.00	164.00	169.00	179.00	Argentynse Mielies (Up River)
US Sorghum (Gulf)	182.00	180.00	184.00	187.00	VSA Sorghum (Golf)
Argentine Sorghum (Up River)	150.00	155.00	155.00	155.00	Argentynse Sorghum (Up River
US Soybeans (Gulf)	334.00	348.00	352.00	351.00	VSA Sojabone (Gulf)
Argentine Soybeans (Up River)	341.00	337.00	340.00	341.00	Argentynse Sojabone (Up River)
Canadian Canola	362.00	363.00	364.00	365.00	Kanadese Canola
Argentine Groundnuts Runners 40/50	1245.00	1245.00	1245.00	1245.00	Argentynse Grondbone 40/50 Runners
US Groundnuts Runners 40/50 shelled	1267.00	1267.00	1266.00	1290.00	VSA Grondbone 40/50 Runners uitgedop
Australian Malting Barley (Commander Malt)	238.00	242.00	247.00	251.00	Australiese Moutgars (Commander Mout)

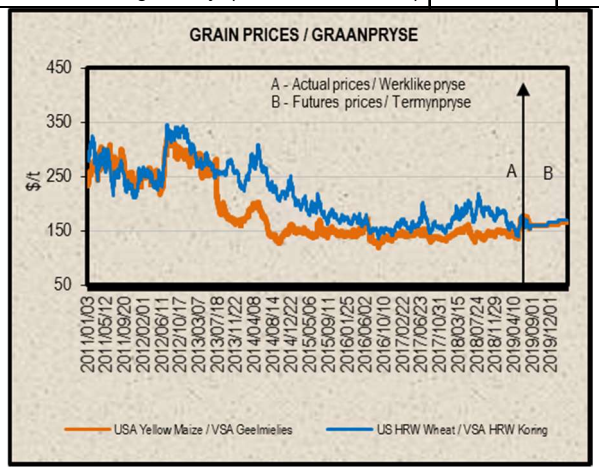

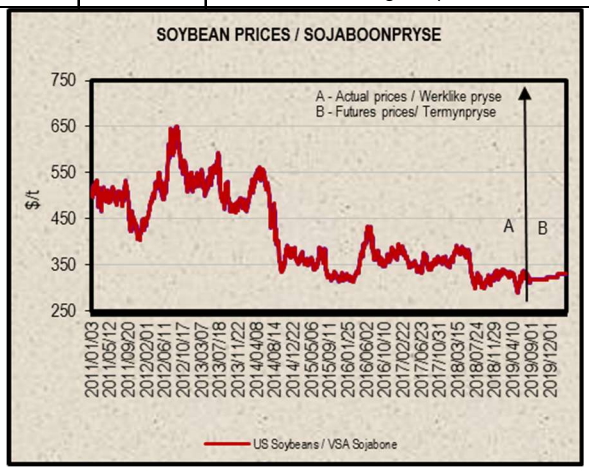

Futures prices (US$/t) / Termynpryse (VSA$/t) *(d)(e)* (2019/08/06)							
Commodity	Sep-19	Dec-19	Mar-20	May-20	Jul-20	Sep-20	**Kommoditeit**
US No3 Yellow maize	159.05	162.35	166.13	167.87	169.28	162.75	VSA No3 Geelmielies
US No2 HRW wheat	153.59	159.69	165.86	169.90	172.33	176.96	VSA No2 HRW koring
US Soybeans	313.42	n/a	327.24	331.43	335.62	n/a	VSA Sojabone

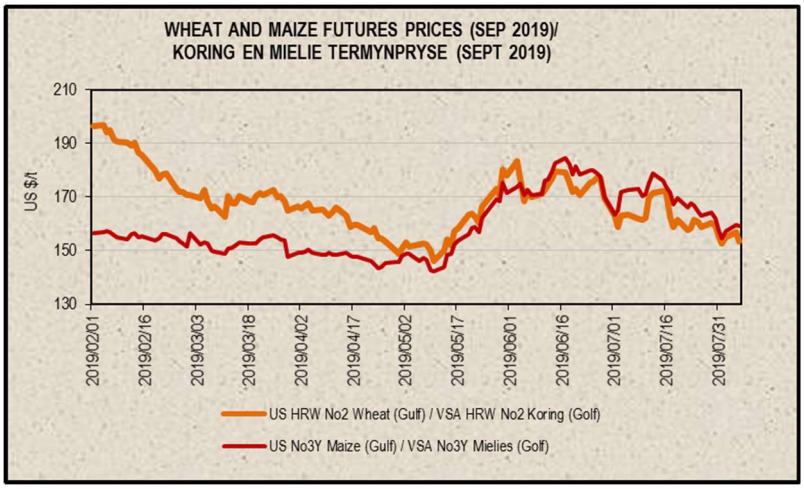

6. LOWEST REPRESENTATIVE ASKING PRICES **6. LAAGSTE VERTEENWOORDIGENDE PRYSE GEVRA**

(US$/t)*(f)(g)(Prices of previous week)* **(*Pryse van vorige week*)(VSA$/t)(f)*(g)***

US$/t	2019/08/01	2019/07/25	Change/ Verandering	VSA$/t
Soybeans, USA, c.i.f. Rotterdam	363	377	-3.7%	Sojabone, VSA, k.a.v. Rotterdam
Groundnuts, USA Runners 40/50*	1300	1300	0.0%	Grondbone, VSA Runners 40/50*
Groundnuts, Argentine Runners 40/50*	1330	1330	0.0%	Grondbone, Argentynse Runners 40/50*
Groundnut-oil, c.i.f. Rotterdam	1365	1365	0.0%	Grondboon-olie, k.a.v. Rotterdam
Sunflower seed, EU c.i.f. Amsterdam	368	368	0.0%	Sonneblomsaad, EU k.a.v. Amsterdam
Sunflower seed, fob Black Sea	337	335	0.6%	Sonneblomsaad, Swart See
Sunflower-oil, EU (fob) N.W. Europe	793	785	1.0%	Sonneblom-olie, EU (vab) N.W. Eur.
Rapeseed, Europe, 00, c.i.f. Hamburg	416	422	-1.4%	Raapsaad, Europa, 00, k.a.v. Hamburg

** Shelled, c.i.f. Rotterdam* ** Uitgedop k a v Rotterdam*

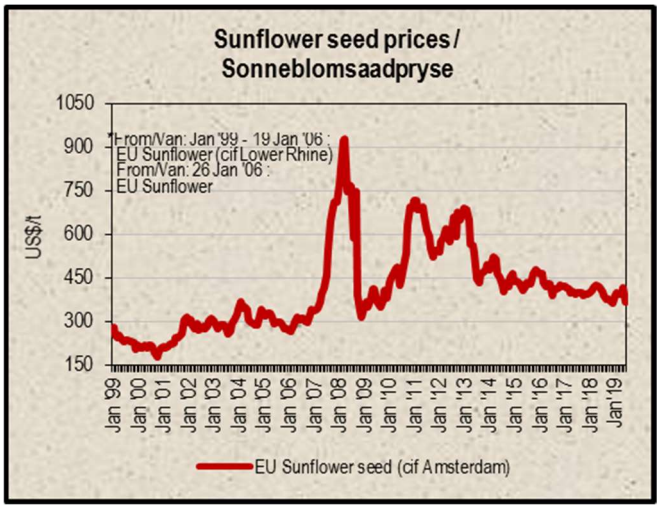

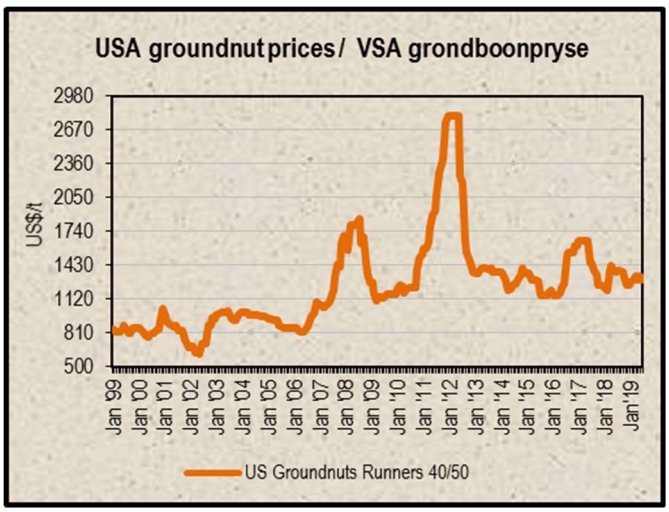

7. IGC FREIGHT INDICES (*b*) **7. IGC VRAG INDEKSE (*b*)**

IGC FREIGHT INDICES / IGC VRAG INDEKSE							
	2019/07/02	2019/07/09	2019/07/16	2019/07/23	2019/07/25	2019/08/06	
Grain & Oilseeds Freight Index*	119	139	151	156	150	148	Graan & Oliesade Vrag Indeks*
Baltic Dry Index	1446	1759	2011	2165	1899	1734	Baltiese Droë Indeks

** IGC's new Grain & Oilseeds Freight Index (GOFI) represents 68 major grain routes, compared to 15 routes covered previously. Similar to the previous index, the GOFI will be calculated on a weekly basis, with the first week of January 2013 taken as its base of 100.*

** IGC se nuwe Graan & Oliesade Vrag Indeks (GOVI) verteenwoordig 68 hoof graanroetes, teenoor 15 roetes wat voorheen gedek is. Soortgelyk aan die vorige indeks, sal die GOVI weekliks bereken word met die eerste week van Januarie 2013 geneem as basis van 100.*

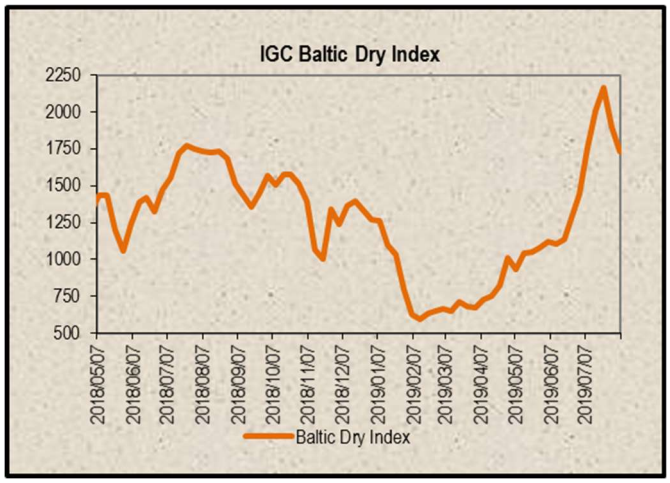

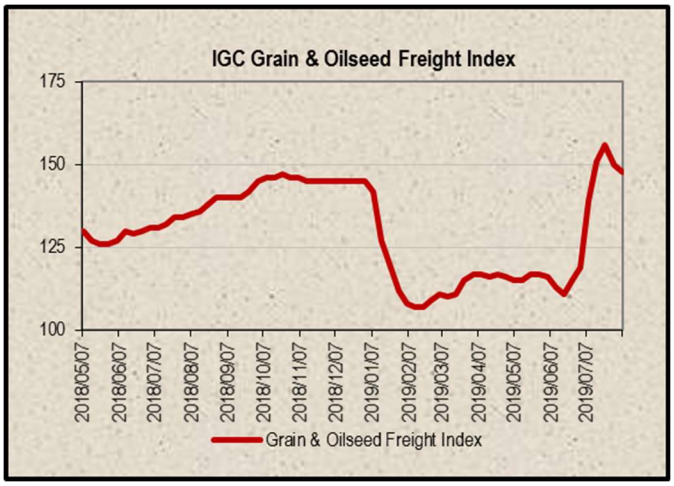

8. IMPORT PARITY PRICES – SUMMER GRAINS *(b)(c)*

8. INVOERPARITEITPRYSE - SOMERGRANE *(b)(c)*

INVOERPARITEITPRYSE VAN SOMERGRANE (BTW UITGESLT) SOOS OP 2019/08/06 IMPORT PARITY PRICES OF SUMMER GRAINS (VAT EXCL) AS ON

ITEM	Nota/ Note	Mielies/Maize VSA/ USA Golf/Gulf (no.3Y)	Mielies/Maize Argentynse/ Argentine Up River	Sorghum VSA/ USA Golf/Gulf	Sorghum Argentynse/ Argentine Up River	Sorghum Australiese/ Australian Brisbane	ITEM
		$/t	$/t	$/t	$/t	$/t	
Internasionale VAB pryse	a	185.00	163.00	182.00	150.00	260.00	International FOB prices
Vraggeld	b	33.00	28.00	33.00	28.00	24.00	Freight Rates
Assuransie (0.3% van VAB)		0.56	0.49	0.55	0.45	0.78	Insurance (0.3% of FOB)
1 KOSTE, ASSURANSIE EN VRAG (KAV) $/T		218.56	191.49	215.55	178.45	284.78	1 COST, INSURANCE AND FREIGHT (CIF) $/T
Omskakel na R/t							*Converted to R/t*
R/$ Wisselkoers op: 2019/08/06	c	14.7886	14.7886	14.7886	14.7886	14.7886	R/$ Exchange rate on: 2019/08/06
		R/t	R/t	R/t	R/t	R/t	
2 KOSTE, ASSURANSIE EN VRAG (KAV) R/t		3232.20	2831.87	3187.68	2639.03	4211.50	2 COST, INSURANCE AND FREIGHT (CIF) R/t
Finansieringskoste	d	26.57	23.28	26.20	21.69	34.62	Financing cost
3 KOSTE, ASSURANSIE, VRAG EN FINANSIERING R/t		3258.77	2855.15	3213.88	2660.72	4246.12	3 COST, INSURANCE, FREIGHT AND FINANCING R/t
Aflaaikoste:	e, f						Discharging cost:
- Kaapstad		212.55	212.55	n/a	n/a	n/a	- Cape Town
- Durban		202.93	202.93	202.93	202.93	202.93	- Durban
Invoertarief	g	0.00	0.00	80.75	66.55	115.35	Import Tariff
4 VRY OP SPOOR (VOS) R/t							4 FREE ON RAIL (FOR) R/t
- Kaapstad		3471.32	3067.70	n/a	n/a	n/a	- Cape Town
- Durban		3461.70	3058.08	3294.63	2727.27	4361.47	- Durban
Spoorvragkoste	h						Railage cost
- Durban na Randfontein		517.52	517.52	517.52	517.52	517.52	- Durban to Randfontein
5 GELEWER:							**5 DELIVERED:**
- Durban na Randfontein R/ton		**3979.22**	**3575.60**	**3812.15**	**3244.79**	**4878.99**	**- Durban to Randfontein R/ton**

Notas/Notes:

a Bron van pryse en vraggeld : IGC GMI 2019/08/06
Source of prices and freight rates: IGC GMI

	Termyn / Term	US$/ton (VAB/FOB)
Mielies/Maize: VSA/USA (Golf/Gulf No.3Y)	Aug 2019	185.00
Mielies/Maize: Argentinië/Argentina (Up River)	Aug 2019	163.00
Sorghum: VSA/USA (Golf / Gulf Milo)	Aug 2019	182.00
Sorghum: Argentinië/Argentina (Up River)	Aug 2019	150.00
Sorghum: Australië/Australia (Brisbane)	Aug 2019	260.00

Vraggeld/Freight Rate:	US$/ton
US Golf / Gulf	33.00
Argentinië / Argentina	28.00
Australië/Australia	24.00

b Vraggeld: bereken vir vragte van +/- 20 000 - 30 000t. / Freight rates: calculated for freights of +/- 20 000 - 30 000t.

c Reserwebank / Reserve Bank

d Finansieringskoste: 30 000t @ KAV @ primakoers vir 30 dae. Bron/Source: SARB 10.00% 2019/07/19
Financing cost: 30 000t @ CIF @ prime rate for 30 days.

e Aflaaikoste / Discharging costs (R/ton):

Bron / Source: Mainport Africa Shipping

	Mielies/Maize:	Sorghum
Kaapstad / Cape Town:	212.55	n/a
Durban:	202.93	202.93

f Ingesluit: Kaaigelde, hantering, kaaitoesig, agente/dokumentasie, logistiek & opnames (inspeksie van skeepsvrag) /
Included: Wharfage, handling, wharf supervision, agent/documentation, logistic & survey (inspection of shipload).
Uitgesluit: Gesondheidsinspeksie-, skeepsagentskapfooi, strooktoetsingsfooi vir GMO, opbergingskoste asook BTW en invoerbelasting /
Excluded: Health inspection fee, Ship agency fee, strip testing fees for GMO, storage costs as well as VAT and import duty.
N.B: Slegs 'n aanduiding, aangesien koste van opname beding kan word / N.B: Indication only, as cost of survey can be negotiated.

g Invoertarief / Import Tariff:
Mielies/Maize = Vry / Free
Sorghum = 3% op VAB / on FOB

h Neem asb. kennis van die verandering in Spoornet se standaard spoorvrag op 1 April 2019, na R517.52.
Please note the change in Spoornet's standard railage cost on 1 April 2019 to R517.52.

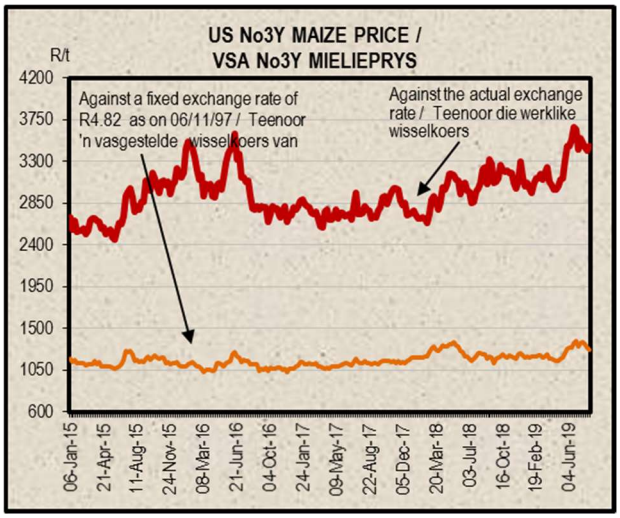

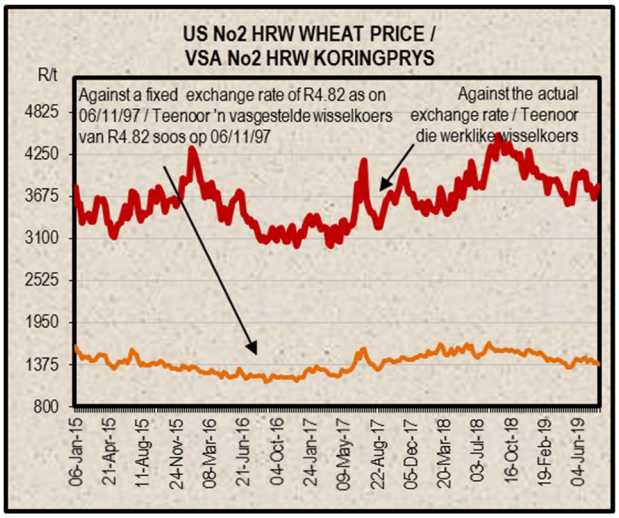

INVOERPARITEITPRYSE VAN WINTERGRANE (BTW UITGESLT) SOOS OP **2019/08/06** **IMPORT PARITY PRICES OF WINTER CEREALS (VAT EXCL) AS ON**

ITEM	Nota / Note	Koring/Wheat VSA/ USA Golf/Gulf HRW	Koring/Wheat VSA/ USA PNW DNS	Koring/Wheat Argentynse/ Argentine Up River Trigo Pan	Koring/Wheat EU Duitsland/ Germany Hamburg B kwaliteit/ quality	Koring/Wheat Russies/ Russian Black Sea 12.50%	Gars/Barley Australiese/ Australian Fremantle Mout/Malting	Gars/Barley Franse/ French Rouen Mout/Malting	ITEM
		$/t	$/t	$/t	$/t	$/t	$/t	$/t	
Internasionale VAB pryse	a	209.00	229.00	245.00	199.00	196.00	238.00	293.00	International FOB prices
Vraggeld	b	33.00	33.00	28.00	28.00	35.00	25.00	29.00	Freight Rates
Assuransie (0.3% van VAB)		0.63	0.69	0.74	0.60	0.59	0.71	0.88	Insurance (0.3% of FOB)
1 KOSTE, ASSURANSIE EN VRAG (KAV) $/T		242.63	262.69	273.74	227.60	231.59	263.71	322.88	1 COST, INSURANCE AND FREIGHT (CIF) $/T
Omskakel na R/t									*Converted to R/t*
R/$ Wisselkoers op: 2019/08/06	c	14.7886	14.7886	14.7886	14.7886	14.7886	14.7886	14.7886	R/$ Exchange rate on: 2019/08/06
		R/t	R/t	R/t	R/t	R/t	R/t	R/t	
2 KOSTE, ASSURANSIE EN VRAG (KAV) R/t		3588.16	3884.82	4048.23	3365.89	3424.89	3899.90	4774.94	2 COST, INSURANCE AND FREIGHT (CIF) R/t
Finansieringskoste	d	29.49	31.93	33.27	27.66	28.15	32.05	39.25	Financing cost
3 KOSTE, ASSURANSIE, VRAG EN FINANSIERING R/t		3617.65	3916.75	4081.50	3393.55	3453.04	3931.95	4814.19	3 COST, INSURANCE, FREIGHT AND FINANCING R/t
Aflaaikoste	e, f								Discharging cost
3.1 Kaapstad (Hoofsaaklik kaaihyskraan metode)		212.55	212.55	212.55	212.55	212.55	212.55	212.55	3.1 Cape Town (Mainly shore cranes method)
3.2 Durban (Hoofsaaklik suig-in-silo metode)		202.93	202.93	202.93	202.93	202.93	202.93	202.93	3.2 Durban (Mainly suction into silo method)
Invoertarief op koring	g	958.00	958.00	958.00	958.00	958.00	0.00	0.00	Import Tariff on wheat
4 VRY OP SPOOR (VOS) R/t									4 FREE ON RAIL (FOR) R/t
4.1 Kaapstadhawe		4788.20	5087.30	5252.05	4564.10	4623.59	4144.50	5026.74	4.1 Cape Town Harbour
4.2 Durbanhawe		4778.58	5077.68	5242.43	4554.48	4613.97	4134.88	5017.12	4.2 Durban Harbour
Spoorvragkoste	h								Railage cost
- Kaapstad na Paarl		134.04	134.04	134.04	134.04	134.04	n/a	n/a	- Cape Town to Paarl
- Durban na Randfontein		517.52	517.52	517.52	517.52	517.52	517.52	517.52	- Durban to Randfontein
5 GELEWER:									**5 DELIVERED:**
- Kaapstad na Paarl R/ton		**4922.24**	**5221.34**	**5386.09**	**4698.14**	**4757.63**	**n/a**	**n/a**	**- Cape Town to Paarl R/ton**
- Durban na Randfontein R/ton		**5296.10**	**5595.20**	**5759.95**	**5072.00**	**5131.49**	**4652.40**	**5534.64**	**- Durban to Randfontein R/ton**

Notas/Notes: 2019/08/06

a Bron van pryse en vraggeld : IGC GMI
Source of prices and freight rates: IGC GMI

	Termyn / Term	VAB/FOB US$/ton	Vraggeld / Freight Rate:	US$/ton	Gars/Barley = US$ + 1
Koring/Wheat: HRW No 2 (Hard Red Winter) Golf / Gulf	Aug 2019	209.00	US (Golf / Gulf)	33.00	
Koring/Wheat: DNS 14% No 2 (Dark Northern Spring) Golf / Gulf	Aug 2019	229.00	Argentinië / Argentine (Upriver)	28.00	
Koring/Wheat: Argentinië / Argentine (Up River) Trigo Pan	Aug 2019	245.00	EEC (Bordeaux Hamburg)	28.00	29.00
Koring/Wheat: EU (Duitsland / Germany) B kwaliteit / quality	Aug 2019	199.00	Australië / Australia (Eastern)	24.00	25.00
Koring/Wheat: Russian Milling 12.5%	Aug 2019	196.00	Black Sea	35.00	
Gars/Barley: Australiese moutgars/Australian malting barley (Adelaide)	Aug 2019	238.00			
Gars/Barley: Franse moutgars/French malting barley (Rouen)	Aug 2019	293.00 (1)			

b Vraggeld: bereken vir vragte van +/- 20 000 - 30 000t. / Freight rates: calculated for freights of +/- 20 000 - 30 000t.

c Reserwebank / Reserve Bank

d Finansieringskoste: 30 000t @ KAV @ primakoers vir 30 dae. Bron/Source: SARB 10.00% 2019/07/19
Financing cost: 30 000t @ CIF @ prime rate for 30 days.

e Aflaaikoste / Discharging cost (R/ton):
Bron / Source: Mainport Africa Shipping

	Koring/Wheat:	Gars/Barley:
Kaapstad /	212.55	212.55
Durban:	202.93	202.93

f Ingesluit: Kaaigelde, hantering, kaaitoesig, agente/dokumentasie, logistiek & opnames (inspeksie van skeepsvrag).
Included: Wharfage, handling, wharf supervision, agent/documentation, logistic & survey (inspection of shipload).
Uitgesluit: Gesondheidsinspeksie-, skeepsagentskapfooi, strooktoetsingsfooi vir GMO, opbergingskoste asook BTW en invoerbelasting.
Excluded: Health inspection fee, Ship agency fee, strip testing fees for GMO, storage costs as well as VAT and import duty.
N.B: Slegs 'n aanduiding, aangesien koste van opname beding kan word / N.B: Indication only, as cost of survey can be negotiated.

g Invoertarief / Import Tariff:
Koring/Wheat = R958.00 p/ton
Gars/Barley = Vry/Free

h Neem asb. kennis van verandering in Spoornet se standaard spoorvrag op 1 April 2019 soos volg:
Kaapstad na Paarl R134.04 en Durban na Randfontein R517.52
Please note the change on 1 April 2019, in Spoornet's standard railage cost as follows:
Cape Town to Paarl R134.04 and Durban to Randfontein R517.52

(1) Laaste prys ontvang op / Last price received on 2018-08-21

INVOERPARITEITPRYSE VAN OLIESADE (BTW UITGESLT) SOOS OP 2019/08/06 IMPORT PARITY PRICES OF OIL SEEDS (VAT EXCL) AS ON

ITEM	Nota/ Note	Sojabone/ Soybeans VSA/ USA Golf/Gulf	Sojabone/ Soybeans Argentynse/ Argentine Up River	Sojabone/ Soybeans Brazilië/ Brazil Paranagua	Sonneblom/ Sunflower EU Franse/ French Bordeaux	Sonneblom/ Sunflower Swart See / Black Sea	Canola Kanadese/ Canadian Vancouver	Grondbone/ Groundnuts Argentynse/ Argentine Raw Runners 40/50	Grondbone/ Groundnuts VSA/ USA Raw Runners 40/50	ITEM
		$/t	$/t	$/t	$/t		$/t	$/t	$/t	
Internasionale VAB pryse	a	334.00	341.00	357.00	361.00	337.00	362.00	1245.00 i	1267.00 i	International FOB prices
Vraggeld	b	33.00	28.00	28.00	28.00	35.00	44.00	85.00	33.00	Freight Rates
Assuransie (0.3% van VAB)		1.00	1.02	1.07	1.08	1.01	1.09	3.74	3.80	Insurance (0.3% of FOB)
1 KOSTE, ASSURANSIE EN VRAG (KAV) $/T		368.00	370.02	386.07	390.08	373.01	407.09	1333.74	1303.80	1 COST, INSURANCE AND FREIGHT (CIF) $/T
Omskakel na R/t										*Converted to R/t*
R/$ Wisselkoers op: 2019/08/06	c	14.7886	14.7886	14.7886	14.7886	14.7886	14.7886	14.7886	14.7886	R/$ Exchange rate on: 2019/08/06
		R/t	R/t	R/t	R/t		R/t	R/t	R/t	
2 KOSTE, ASSURANSIE EN VRAG (KAV) R/t		5442.20	5472.08	5709.43	5768.74	5516.30	6020.29	19724.15	19281.38	2 COST, INSURANCE AND FREIGHT (CIF) R/t
Finansieringskoste	d	44.73	44.98	46.93	47.41	45.34	49.48	162.12	158.48	Financing cost
3 KOSTE, ASSURANSIE, VRAG EN FINANSIERING R/t		5486.93	5517.06	5756.36	5816.15	5561.64	6069.77	19886.27	19439.86	3 COST, INSURANCE, FREIGHT AND FINANCING R/t
Aflaaikoste: Durban	e, f	202.93	202.93	202.93	202.93	202.93	202.93	447.84	447.84	Discharging cost: Durban
Invoertarief:	g	395.15	403.43	422.36	0.00	0.00	535.35	1841.18	1873.72	Import Tariff:
4 VRY OP SPOOR (VOS) R/t: Durban		6085.01	6123.42	6381.65	6019.08	5764.57	6808.05	22175.29	21761.42	4 FREE ON RAIL (FOR) R/t: Durban
Spoorvragkoste	h									Railage cost
- Durban na Randfontein		517.52	517.52	517.52	517.52	517.52	517.52	-	-	- Durban to Randfontein
5 GELEWER:										**5 DELIVERED:**
- Durban na Randfontein R/ton		**6602.53**	**6640.94**	**6899.17**	**6536.60**	**6282.09**	**7325.57**	**-**	**-**	**- Durban to Randfontein R/ton**

Notas/Notes:

a Bron van pryse en vraggeld / Source of prices and freight rates : IGC (GMI), Georgalos Peanut World & Oilworld

2019/08/06

	Termyn / Term	US$/ton (VAB/FOB)	Vraggeld/Freight Rate:	US$/ton
Sojabone/Soybeans: VSA/USA (Golf/Gulf)	Aug 2019	334.00	US Golf / Gulf	33.00
Sojabone/Soybeans: Argentiniië/Argentina (Up River)	Aug 2019	341.00	Argentiniië / Argentina	28.00
Sojabone/Soybeans: Brazilië/Brazil (Paranagua)	Aug 2019	357.00	EEC (Bordeaux/Hamburg)	28.00
Sonneblom/Sunflower: EU Frankryk/France (Bordeaux)	Sep 2019	361.00	Kanada/Canada (North Pacific)	44.00
Sonneblom/Sunflower: Swart See/Black Sea	Sep 2019	337.00	Swart See / Black Sea	35.00
Canola: Kanada/Canada (Vancouver)	Aug 2019	362.00	Grondbone/Groundnuts (ARG)	85.00
Grondbone/Groundnuts: Argentiniië/Argentina (Raw Runner 40/50)	Sep 2019	1245.00		
Grondbone/Groundnuts: VSA/USA (Runners 40/50) 2019-04-23 Price	Aug 2019	1267.00		

b Vraggeld: bereken vir vragte van +/- 20 000 - 30 000t. / Freight rates: calculated for freights of +/- 20 000 - 30 000t.

c Reserwebank / Reservebank

d Finansieringskoste: 30 000t @ KAV @ primakoers vir 30 dae. Bron/Source: SARB 10.00% 2019/07/19
Financing cost: 30 000t @ CIF @ prime rate for 30 days.

e Aflaaikoste / Discharging costs (R/ton):

Bron / Source: Mainport Africa Shipping

	Sojabone/ Soybeans	Sonneblom/ Sunflower	Canola	Grondbone/ Groundnuts
Durban:	202.93	202.93	202.93	447.84

f Aflaaikoste / Discharging fees:
Ingesluit: Kaaigelde, hantering, kaaitoesig, agente/dokumentasie, logistiek & opnames (inspeksie van skeepsvrag) /
Included: Wharfage, handling, wharf supervision, agent/documentation, logistic & survey (inspection of shipload).
Uitgesluit: Gesondheidsinspeksie-, skeepsagentskapfooi, strooktoetsingsfooi vir GMO, opbergingskoste asook BTW en invoerbelasting /
Excluded: Health inspection fee, Ship agency fee, strip testing fees for GMO, storage costs as well as VAT and import duty.
N.B: Slegs 'n aanduiding, aangesien koste van opname beding kan word / N.B: Indication only, as cost of survey can be negotiated.

g Invoertarief / Import Tariff:
Sojabone/Soybeans = 8% op VAB / on FOB
Sonneblom/Sunflower = Vry / Free
Canola = 10% op VAB / on FOB
Grondbone/Groundnuts = 10% op VAB / on FOB

h Neem asb. kennis van die verandering in Spoornet se standaard spoorvrag op 1 April 2019, na R517.52
Please note the change on 1 April 2019 in Spoornet's standard railage cost to R517.52

i Kwotasies is k.a.v. pryse. VAB pryse dus berekende pryse (kav minus vraggeld) / Quotes are c.i.f. prices. FOB prices are therefore calculated prices (cif minus freight rates).

11. EXPORT PARITY PRICES (*b*)(*c*) — 11. UITVOERPARITEITPRYSE (*b*)(*c*)

INDICATIVE EXPORT PARITY PRICES AS ON **2019/08/06** **AANDUIDENDE UITVOERPARITEITSPRYSE SOOS OP**

This is **only an example** of how an export parity price can be calculated - it can vary according to need	**US No3Y Maize/ Mielies Gulf/Golf *(b)*** Aug 2019	**US HRW Wheat/Koring Gulf/Golf *(b)*** Aug 2019	**US DNS 14% Wheat/Koring PNW *(b)*** Aug 2019	**Argentine Raw Runner 40/50 Groundnuts/ Grondbone *(f)*** Sep 2019	Hierdie is **slegs 'n voorbeeld** van hoe 'n uitvoerpariteitsprys bereken kan word - dit kan varieer volgens behoefte
FOB Gulf value ($/t)	185.00	209.00	229.00	1245.00	VAB Golfwaarde ($/t)
Difference in quality and locality of SA [1] Maize: Plus US$10 ($/t) Groundnuts: Less 3,5% of fob value	$10.00			96,5%	[1] Kwaliteits- en liggingsverskil van SA Mielies: Plus VSA$10 ($/t) Grondbone: Min 3,5% van vab waarde
SA fob price ($/t)	195.00	209.00	229.00	1201.43	SA vab prys ($/t)
Exchange rate (1$=): (2019/08/06)[2] FOB Gulf value (R/t)	14.7886 2883.78	14.7886 3090.82	14.7886 3386.59	14.7886 17767.47	[2] Wisselkoers (1$=): (2019/08/06) VAB Golfwaarde (R/t)
Marketing costs:					**Bemarkings koste:**
Financing (Prime rate 10.00% - 30 days) (R/t)	23.70	25.40	27.83	146.03	Finansieringskoste (Primakoers 10.00% - 30 dae) (R/t)
Railage: [3] Randfontein – Durban harbour	517.52	517.52	517.52	-	[3] Spoorvrag: Randfontein – Durbanhawe
Loading costs: (R/t) [4] Durban Harbour (Mainly spout method)	207.60	213.20	213.20	552.71	[4] Oplaaikoste: (R/t) Durbanhawe (Hoofsaaklik tregter metode)
EXPORT REALISATION (R/t): **Randfontein**	**2134.96**	**2334.70**	**2628.04**	**17068.73**	**UITVOER REALISASIE (R/t):** **Randfontein**

Difference in quality and locality of SA — *Kwaliteits- en liggingsverskil van SA*

(As requested by the industry) — *(Soos deur die bedryf versoek)*

1 *As from 14 June 2012, the discount/rebate will no longer be used to calculate the export parity price on US HRW and a new calculation will be added for US DNS, also without the discount/rebate.* — *Vanaf 14 Junie 2012 sal die diskonto/premie nie meer gebruik word by die berekening van die uitvoerpariteitprys van US HRW nie en 'n nuwe berekening word nou vir US DNS gedoen, ook sonder diskonto/premie.*

2 *Reserve Bank* — Reserwebank

Railage costs: — *Spoorvrag koste:*

3 *Please note that on 1 April 2019 Spoornet's standard railage cost has changed to R517.52.* — *Neem asb. kennis dat Spoornet se standaard spoorvrag op 1 April 2019 verander het na R517.52.*

4 *Loading costs, received from Mainport Africa Shipping:* — *Oplaaikoste, ontvang van Mainport Africa Shipping:*

Included: Cargo dues, handling, wharf supervision, agency/documentation, logistics & surveys (inspection of cargo). — *Ingesluit: Kaaigelde, hantering, kaaitoesig, agente/dokumentasie, logistiek & opnames (inspeksie van skeepsvrag)*

Excluded: Ship agent fees, health & PPECB inspections, storage facility & transport costs to storage facility, VAT & duties. — *Uitgesluit: Skeepsagentskaps-, inspeksie-, opbergings- en vervoerkoste na opbergingsfasiliteit, BTW & invoerbelasting.*

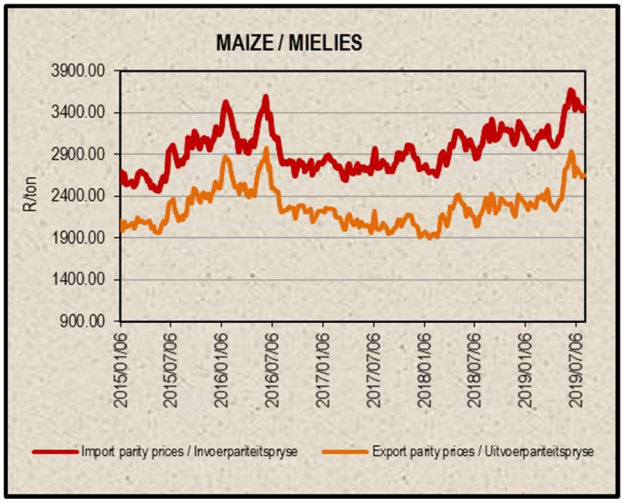

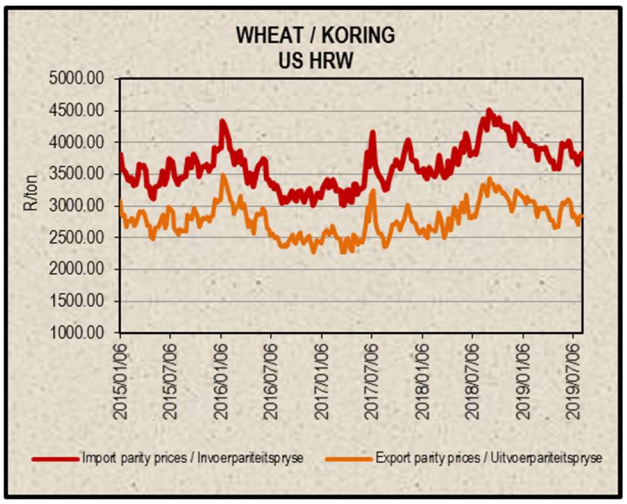

12. WEATHER

For local weather, please follow the link below*:*

https://www.accuweather.com/en/za/south-africa-weather

12. WEER

Vir plaaslike weer, volg asseblief die onderstaande skakel:

https://www.accuweather.com/en/za/south-africa-weather

Sources / Bronne:

(a) = Safex; (b) = International Grains Council; (c) = SAGIS;
(d) = CBOT; (e) = KCBT; (f) = Oil World; (g) = Georgalos Peanut World.
** Formula according to ITAC (International Trade Administration Commission of South Africa)/*
Formule volgens ITAC (International Trade Administration Commission of South Africa)

SAGIS
Nico Hawkins
General Manager / Hoofbestuurder

Indemnity/Vrywaring: Although everything has been done to ensure the accuracy of the information, neither SAGIS nor any of its directors or employees takes any responsibility for actions or losses that might occur as a result of the usage of this information. / Alhoewel alles gedoen is om te verseker dat die inligting korrek is, aanvaar nie SAGIS of enige van sy direkteure of werknemers verantwoordelikheid vir enige aksies of verliese as gevolg van die inligting wat gebruik is nie.