

## SAGIS WEEKLY BULLETIN / SAGIS WEEKLIKSE BULLETIN

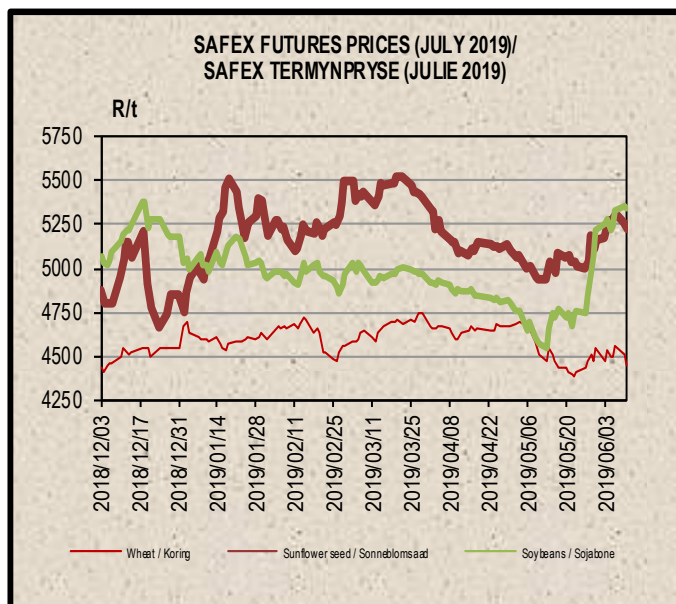
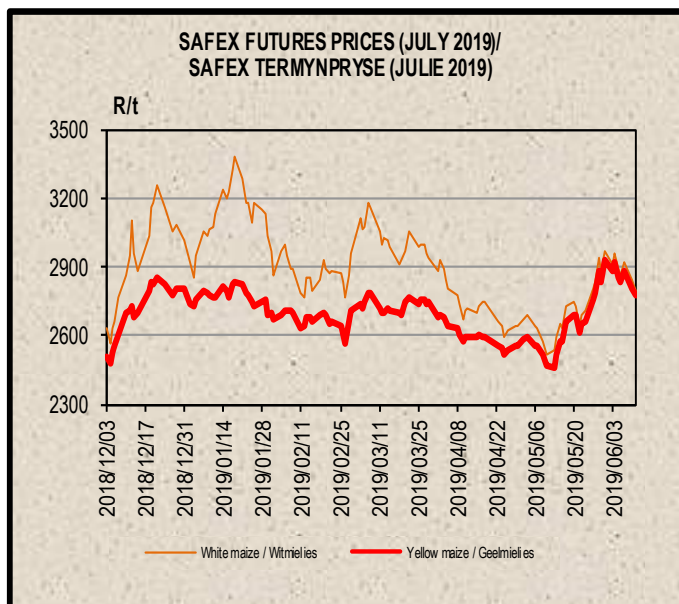
Please note that as from Thursday 7 March 2019, numbers 1, 2 & 4 in this bulletin will be hyperlinked with the relevant pages on our website / Neem asseblief kennis dat vanaf Donderdag 7 Maart 2019, sal nommers 1, 2 & 4 in hierdie bulletin geskakel wees met die relevante bladsye op ons webwerf.

<b>1. PRODUCER DELIVERIES:</b>	<b>1. PRODUSENTELEWERINGS:</b>
<a href="http://www.sagis.org.za/weekly_prod_deliveries.html">http://www.sagis.org.za/weekly_prod_deliveries.html</a>	
<b>2. IMPORTS, EXPORTS &amp; MAIZE INTENTIONS:</b>	<b>2. INVOERE, UITVOERE &amp; MIELIE INTENSIES:</b>
<a href="http://www.sagis.org.za/weekly_imp-exp.html">http://www.sagis.org.za/weekly_imp-exp.html</a>	

### 3. DOMESTIC PRICES PER SAFEX (R/t)(a)

### 3. PLAASLIKE PRYSE VOLGENS SAFEX (R/t)(a)

Commodity	Future Prices / Termynpryse (2019/06/11) R/ton					Kommoditeit
	Jun-19	Jul-19	Sep-19	Dec-19	Mar-20	
White maize	2771.00	2795.00	2847.00	2941.00	2967.00	Witmielies
Yellow maize	2755.00	2777.00	2833.00	2902.00	2920.00	Geelmielies
Wheat	4449.00	4451.00	4467.00	4430.00	4538.00	Koring
Sunflower	5175.00	5224.00	5355.00	5475.00	5393.00	Sonneblom
Soybeans	5286.00	5337.00	5422.00	5517.00	5512.00	Sojabone
Sorghum	N/A	3200.00	3280.00	3400.00	3469.00	Sorghum



**Directors/Direkteure:**

Boshoff JDW (Mr/Mnr), Make BB (Mr/Mnr), Mohane HT (Mr/Mnr), Nebe AAA (Mr/Mnr), Ngejane Z (Mr/Mnr), Purchase JL (Dr) Vice-Chairperson/Onder Voorsitter, Purnell M (Ms/Me) (Chairperson / Voorsitter)  
Groothof WJ (Mr/Mnr), Penny GR (Mr/Mnr), Schoonwinkel BC (Mr/Mnr), Van der Merwe JM (Ms/Me)  
Hawkins NJ (Mr/Mnr)

**Alternate Directors/Alternatiewe Direkteure:  
General Manager/Hoofbestuurder:**

4. IMPORT TARIFF ON MAIZE & WHEAT (b)(c)

4. INVOERTARIEF OP MIELIES & KORING (b)(c)\*

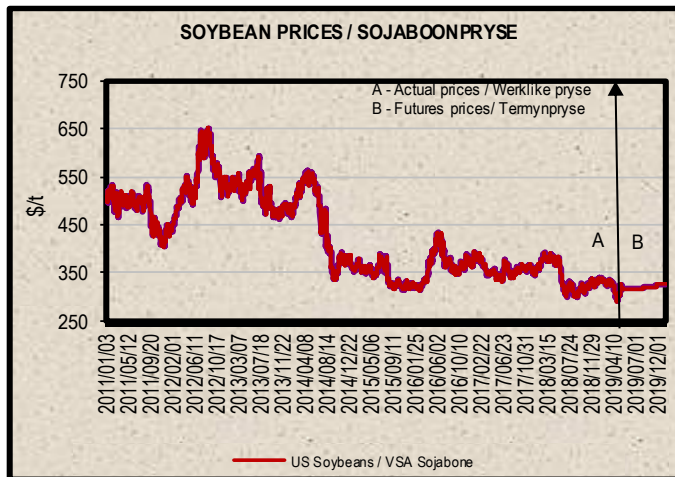
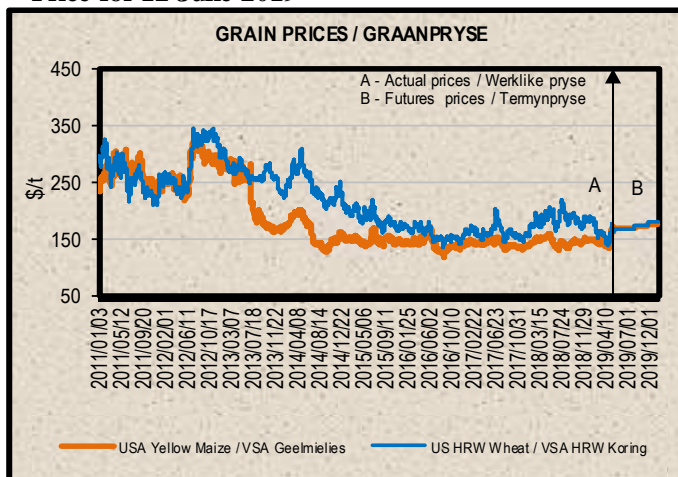
[http://www.sagis.org.za/import\\_tariffs.html](http://www.sagis.org.za/import_tariffs.html)

5. PRICES – INTERNATIONAL (US\$/t)

5. PRYSE - INTERNASIONAAL (VSA\$/t)

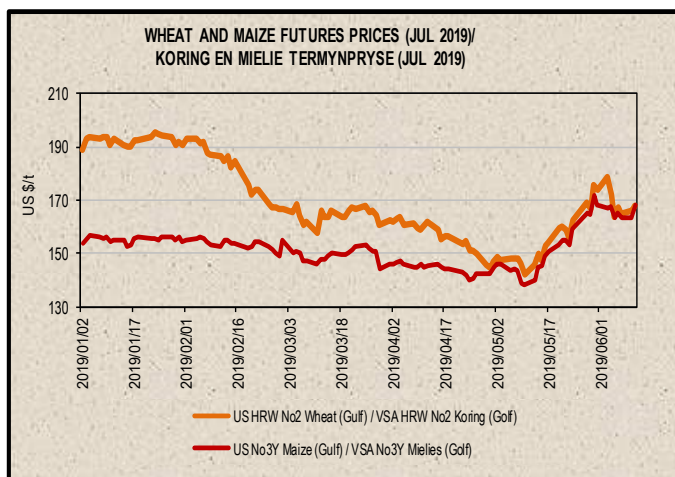
FOB (US\$/t)	Export Quotations/ Uitvoerkwotasie (b)(f)(g)				VAB (VSA\$/t)
	2019/06/11	2019/06/04	2019/05/28	2019/05/21	
US No 2 HRW Wheat (Gulf)	223.00	227.00	226.00	217.00	VSA No 2 HRW Koring (Golf)
US DNS Wheat 14% PNW	248.00	245.00	245.00	240.00	VSA DNS Koring 14% PNW
Argentine Wheat (Up River)	243.00	240.00	223.00	218.00	Argentynse Koring (Up River)
EC (France) Wheat (grade 1)	213.00	216.00	214.00	210.00	EU (Frankryk) Koring (graad 1)
EC (Germany) B Quality Wheat	214.00	215.00	214.00	210.00	EU (Duitsland) B Kwaliteit Koring
Russia Milling 12.5%	196.00	208.00	206.00	206.00	Swart See Maalkoring
US No 3Y Maize (Gulf)	196.00	195.00	191.00	181.00	VSA No3Y Mielies (Golf)
Argentine Maize (Up River)	179.00	176.00	177.00	167.00	Argentynse Mielies (Up River)
US Sorghum (Gulf)	202.00	207.00	203.00	193.00	VSA Sorghum (Golf)
Argentine Sorghum (Up River)	132.00*	132.00	132.00	132.00	Argentynse Sorghum (Up River)
US Soybeans (Gulf)	340.00	347.00	338.00	320.00	VSA Sojabone (Gulf)
Argentine Soybeans (Up River)	339.00	347.00	342.00	321.00	Argentynse Sojabone (Up River)
Canadian Canola	366.00	360.00	357.00	353.00	Kanadese Canola
Argentine Groundnuts Runners 40/50	1255.00	1250.00	1245.00	1255.00	Argentynse Grondbone 40/50 Runners
US Groundnuts Runners 40/50 shelled	1296.00	1296.00	1294.00	1293.00	VSA Grondbone 40/50 Runners uitgedop
Australian Malting Barley (Commander Malt)	249.00*	258.00	256.00	240.00	Australiese Moutgars (Commander Mout)

\* Price for 12 June 2019



Futures prices (US\$/t) / Termynpryse (VSA\$/t) (d)(e) (2019/06/11)

Commodity	Jul-19	Sep-19	Dec-19	Mar-20	May-20	Jul-20	Kommoditeit
US No3 Yellow maize	168.34	171.72	175.98	179.28	180.46	181.33	VSA No3 Geelmielies
US No2 HRW wheat	168.06	172.77	181.22	189.23	194.45	197.31	VSA No2 HRW koring
US Soybeans	315.70	318.27	320.85	325.92	330.77	334.51	VSA Sojabone



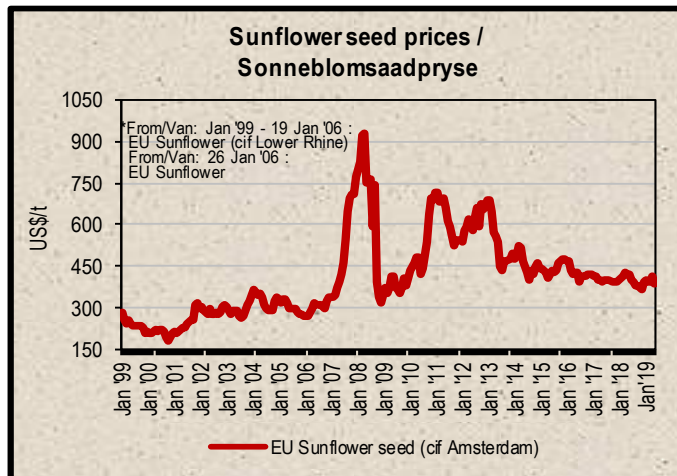
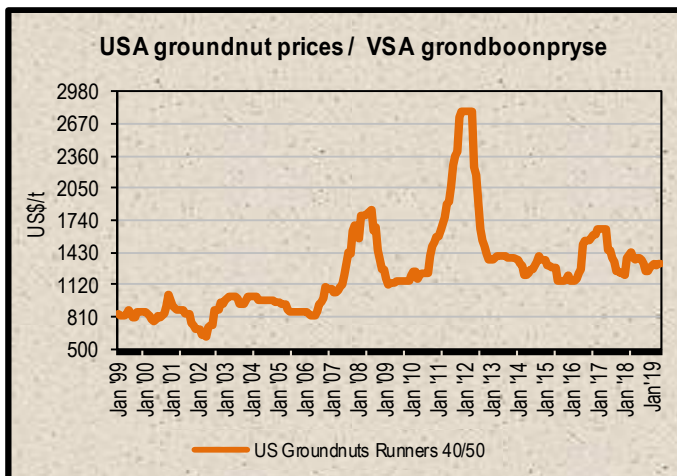
**6. LOWEST REPRESENTATIVE ASKING PRICES**  
(US\$/t)(f)(g)(Prices of previous week)

**6. LAAGSTE VERTEENWOORDIGENDE PRYSE GEVRA**  
(Pryse van vorige week)(VSA\$/t)(f)(g)

US\$/t	2019/06/06	2019/05/29	Change/ Verandering	VSA\$/t
Soybeans, USA, c.i.f. Rotterdam	358	367	-2.5%	Sojabone, VSA, k.a.v. Rotterdam
Groundnuts, USA Runners 40/50*	1325	1325	0.0%	Grondbone, VSA Runners 40/50*
Groundnuts, Argentine Runners 40/50*	1340	1335	0.4%	Grondbone, Argentynse Runners 40/50*
Groundnut-oil, c.i.f. Rotterdam	n/a	n/a	n/a	Grondboon-olie, k.a.v. Rotterdam
Sunflower seed, EU c.i.f. Amsterdam	385	415	-7.2%	Sonneblomsaad, EU k.a.v. Amsterdam
Sunflower seed, fob Black Sea	355	385	-7.8%	Sonneblomsaad, Swart See
Sunflower-oil, EU (fob) N.W. Europe	735	755	-2.6%	Sonneblom-olie, EU (vab) N.W. Eur.
Rapeseed, Europe, 00, c.i.f. Hamburg	416	415	0.2%	Raapsaad, Europa, 00, k.a.v. Hamburg

\* Shelled, c.i.f. Rotterdam

\* Uitgedop k a v Rotterdam



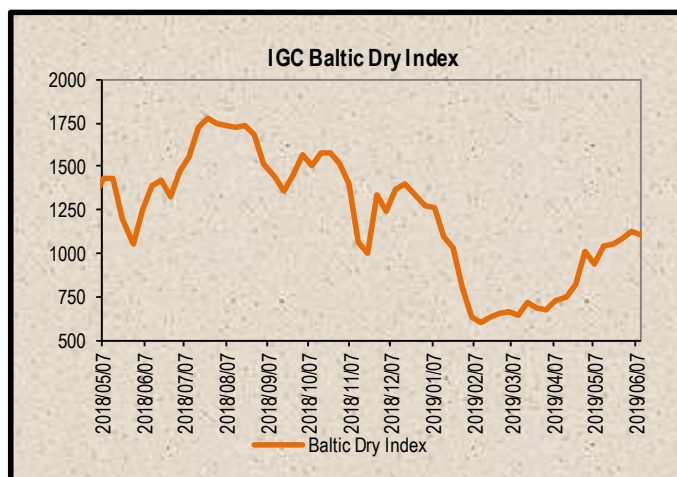
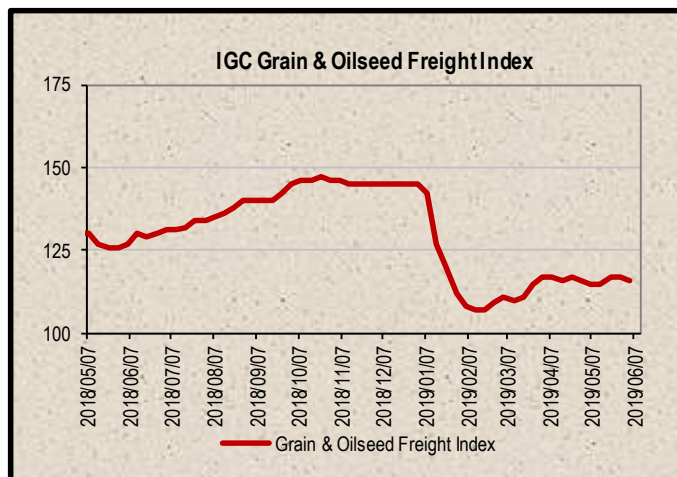
**7. IGC FREIGHT INDICES (b)**

**7. IGC VRAG INDEKSE (b)**

IGC FREIGHT INDICES / IGC VRAG INDEKSE							
	2019/05/07	2019/05/14	2019/05/21	2019/05/28	2019/06/04	2019/06/11	
Grain & Oilseeds Freight Index*	115	115	117	117	117	113	Graan & Oliesade Vrag Indeks*
Baltic Dry Index	936	1043	1049	1082	1122	1105	Baltiese Droë Indeks

\* IGC's new Grain & Oilseeds Freight Index (GOFI) represents 68 major grain routes, compared to 15 routes covered previously. Similar to the previous index, the GOFI will be calculated on a weekly basis, with the first week of January 2013 taken as its base of 100.

\* IGC se nuwe Graan & Oliesade Vrag Indeks (GOVI) verteenwoordig 68 hoof graanroetes, teenoor 15 roetes wat voorheen gedek is. Soortgelyk aan die vorige indeks, sal die GOVI weekliks bereken word met die eerste week van Januarie 2013 geneem as basis van 100.





8. IMPORT PARITY PRICES – SUMMER GRAINS (b)(c)

8. INVOERPARITEITPRYSE - SOMERGRANE (b)(c)

INVOERPARITEITPRYSE VAN SOMERGRANE (BTW UITGESLT) SOOS OP				2019/06/11		IMPORT PARITY PRICES OF SUMMER GRAINS (VAT EXCL) AS ON	
ITEM	Nota/ Note	Mielies/Maize	Mielies/Maize	Sorghum	Sorghum	Sorghum	ITEM
		VSA/ USA Golf/Gulf (no.3Y)	Argentynse/ Argentine Up River	VSA/ USA Golf/Gulf	Argentynse/ Argentine Up River	Australiese/ Australian Brisbane	
Internasionale VAB pryse	a	\$/t 196.00	\$/t 179.00	\$/t 202.00	\$/t 132.00	\$/t 249.00	International FOB prices
Vraggeld	b	28.00	24.00	28.00	24.00	18.00	Freight Rates
Assuransie (0.3% van VAB)		0.59	0.54	0.61	0.40	0.75	Insurance (0.3% of FOB)
1 KOSTE, ASSURANSIE EN VRAG (KAV) \$/T		224.59	203.54	230.61	156.40	267.75	1 COST, INSURANCE AND FREIGHT (CIF) \$/T
<i>Omskakel na R/t</i>							<i>Converted to R/t</i>
R/\$ Wisselkoers op: 2019/06/11	c	14.7474	14.7474	14.7474	14.7474	14.7474	R/\$ Exchange rate on: 2019/06/11
2 KOSTE, ASSURANSIE EN VRAG (KAV) R/t		R/t 3312.12	R/t 3001.69	R/t 3400.90	R/t 2306.49	R/t 3948.62	2 COST, INSURANCE AND FREIGHT (CIF) R/t
Finansieringskoste	d	27.90	25.29	28.65	19.43	33.27	Financing cost
3 KOSTE, ASSURANSIE, VRAG EN FINANSIERING R/t		3340.02	3026.98	3429.55	2325.92	3981.89	3 COST, INSURANCE, FREIGHT AND FINANCING R/t
Aflaaiikoste:	e, f	205.87	205.87	n/a	n/a	n/a	Discharging cost:
- Kaapstad		199.28	199.28	203.37	203.37	203.37	- Cape Town
- Durban		0.00	0.00	89.37	58.40	110.16	- Durban
Invoertarif	g						Import Tariff
4 VRY OP SPOOR (VOS) R/t		3545.89	3232.85	n/a	n/a	n/a	4 FREE ON RAIL (FOR) R/t
- Kaapstad		3539.30	3226.26	3518.92	2384.32	4092.05	- Cape Town
- Durban							- Durban
Spoorvragkoste	h	320.00	320.00	320.00	320.00	320.00	Railage cost
- Durban na Randfontein							- Durban to Randfontein
<b>5 GELEWER:</b>							<b>5 DELIVERED:</b>
- Durban na Randfontein R/ton		<b>3859.30</b>	<b>3546.26</b>	<b>3838.92</b>	<b>2704.32</b>	<b>4412.05</b>	- Durban to Randfontein R/ton

Notas/Notes:

a Bron van pryse en vraggeld : IGC GMI  
Source of prices and freight rates: IGC GMI

2019/06/11

Termyn / Term	US\$/ton (VAB/FOB)	Vraggeld/Freight Rate:	US\$/ton
Jul 2019	196.00	US Golf / Gulf	28.00
Jun 2019	179.00	Argentinië / Argentina	24.00
Jul 2019	202.00	Australië/Australia	18.00
Jun 2019	132.00	12 June 2019 price	
Jun 2019	249.00	12 June 2019 price	

b Vraggeld: bereken vir vragte van +/- 20 000 - 30 000t. / Freight rates: calculated for freights of +/- 20 000 - 30 000t.

c Reserwebank / Reserve Bank

d Finansieringskoste: 30 000t @ KAV @ primakoers vir 30 dae. Bron/Source: SARB 10.25% 2018/11/22  
Financing cost 30 000t @ CIF @ prime rate for 30 days.

e Aflaaiikoste / Discharging costs (R/ton):

	Mielies/Maize:	Sorghum
Kaapstad / Cape Town:	205.87	n/a
Durban:	199.28	203.37

Bron / Source: Mainport Africa Shipping

f Ingesluit: Kaalgelde, hantering, kaaibesig, agente/dokumentasie, logistiek & opnames (inspeksie van skeepsvrag) / Included: Wharfage, handling, wharf supervision, agent/documentation, logistic & survey (inspection of shipload).

Uitgesluit: Gesondheidsinspeksie-, skeepagentskapfooi, strooktoetsingsfooi vir GMO, opbergingskoste asook BTW en invoerbelasting / Excluded: Health inspection fee, Ship agency fee, strip testing fees for GMO, storage costs as well as VAT and import duty.

N.B: Slegs 'n aanduiding, aangesien koste van opname beding kan word / N.B: Indication only, as cost of survey can be negotiated.

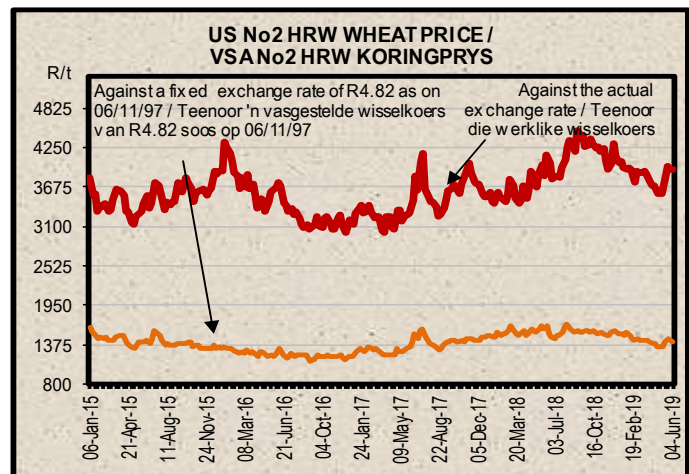
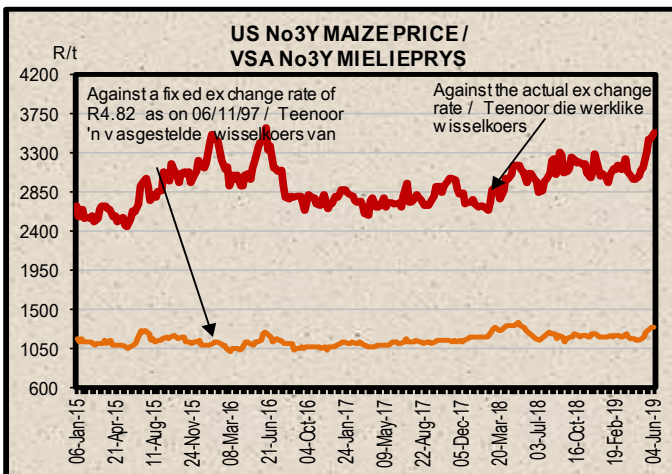
g Invoertarif / Import Tariff

Mielies/Maize = Vry / Free

Sorghum = 3% op VAB / on FOB

h Neem asb. kennis van die verandering in Spoornet se standaard spoorvrag op 1 April 2018, na R320.00.

Please note the change in Spoornet's standard railage cost on 1 April 2018 to R320.00.



9. IMPORT PARITY PRICES – WINTER CEREALS (b)(c)

9. INVOERPARITEITPRYSSE - WINTERGRANE (b)(c)

INVOERPARITEITPRYSSE VAN WINTERGRANE (BTW UITGESLT) SOOS OP		2019/06/11					IMPORT PARITY PRICES OF WINTER CEREALS (VAT EXCL) AS ON		
ITEM	Nota / Note	Koring/Wheat	Koring/Wheat	Koring/Wheat	Koring/Wheat	Koring/Wheat	Gars/Barley	Gars/Barley	ITEM
		VSA/ USA Golf/Gulf	VSA/ USA PNW	Argentynse/ Argentine Up River	EU Duitsland/ Germany Hamburg B kwaliteit/ quality	Russies/ Russian Black Sea	Australiese/ Australian Fremantle	Fransse/ French Rouen	
		HRW \$/t	DNS \$/t	Trigo Pan \$/t		12.50% \$/t	Mout/Malting \$/t	Mout/Malting \$/t	
Internasionale VAB pryse	a	223.00	248.00	243.00	214.00	196.00	249.00	293.00	International FOB prices
Vraggeld	b	28.00	28.00	24.00	21.00	32.00	19.00	22.00	Freight Rates
Assuransie (0.3% van VAB)		0.67	0.74	0.73	0.64	0.59	0.75	0.88	Insurance (0.3% of FOB)
1 KOSTE, ASSURANSIE EN VRAG (KAV) \$/T Omskakel na R/t		251.67	276.74	267.73	235.64	228.59	268.75	315.88	1 COST, INSURANCE AND FREIGHT (CIF) \$/T Converted to R/t
R/\$ Wisselkoers op: 2019/06/11	c	14.7474 R/t	14.7474 R/t	14.7474 R/t	14.7474 R/t	14.7474 R/t	14.7474 R/t	14.7474 R/t	R/\$ Exchange rate on: 2019/06/11
2 KOSTE, ASSURANSIE EN VRAG (KAV) R/t		3711.48	4081.20	3948.32	3475.08	3371.11	3963.36	4658.41	2 COST, INSURANCE AND FREIGHT (CIF) R/t
Finansieringskoste	d	31.27	34.38	33.26	29.28	28.40	33.39	39.25	Financing cost
3 KOSTE, ASSURANSIE, VRAG EN FINANSIERING R/t		3742.75	4115.58	3981.58	3504.36	3399.51	3996.75	4697.66	3 COST, INSURANCE, FREIGHT AND FINANCING R/t
Aflaaikoste	e, f								Discharging cost
3.1 Kaapstad (Hoofsaaklik kaaihyskraan metode)		205.87	205.87	205.87	205.87	205.87	213.98	213.98	3.1 Cape Town (Mainly shore cranes method)
3.2 Durban (Hoofsaaklik suig-in-silo metode)		202.03	202.03	202.03	202.03	202.03	203.37	203.37	3.2 Durban (Mainly suction into silo method)
Invoertarif op koring	g	675.10	675.10	675.10	675.10	675.10	0.00	0.00	Import Tariff on wheat
4 VRY OP SPOOR (VOS) R/t									4 FREE ON RAIL (FOR) R/t
4.1 Kaapstadhawe		4623.72	4996.55	4862.55	4385.33	4280.48	4210.73	4911.64	4.1 Cape Town Harbour
4.2 Durbanhawe		4619.88	4992.71	4858.71	4381.49	4276.64	4200.12	4901.03	4.2 Durban Harbour
Spoorvragkoste	h						n/a	n/a	Railage cost
- Kaapstad na Paarl		160.59	160.59	160.59	160.59	160.59			- Cape Town to Paarl
- Durban na Randfontein		320.00	320.00	320.00	320.00	320.00	320.00	320.00	- Durban to Randfontein
<b>5 GELEWER:</b>									<b>5 DELIVERED:</b>
- Kaapstad na Paarl R/ton		<b>4784.31</b>	<b>5157.14</b>	<b>5023.14</b>	<b>4545.92</b>	<b>4441.07</b>	n/a	n/a	- Cape Town to Paarl R/ton
- Durban na Randfontein R/ton		<b>4939.88</b>	<b>5312.71</b>	<b>5178.71</b>	<b>4701.49</b>	<b>4596.64</b>	<b>4520.12</b>	<b>5221.03</b>	- Durban to Randfontein R/ton

Notas/Notes:

2019/06/11

a Bron van pryse en vraggeld : IGC GMI  
Source of prices and freight rates: IGC GMI

Termyn / Term	VAB/FOB	Vraggeld / Freight Rate:	Gars/Barley = US\$ + 1
	US\$/ton		
Jul 2019	223.00	US (Golf / Gulf)	28.00
Jun 2019	248.00	Argentinië / Argentine (Upriver)	24.00
Jun 2019	243.00	EEC (Bordeaux Hamburg)	21.00
Jun 2019	214.00	Australië / Australia (Eastern)	18.00
Jul 2019	196.00	Black Sea	32.00
Jun 2019	249.00	12 Jun 2019 price	
Jun 2019	293.00	(1)	

b Vraggeld: bereken vir vrugte van +/- 20 000 - 30 000t. / Freight rates: calculated for freights of +/- 20 000 - 30 000t.

c Reserwebank / Reserve Bank

d Finansieringskoste: 30 000t @ KAV @ primakoers vir 30 dae. Bron/Source: SARB 10.25% 2018/11/22  
Financing cost: 30 000t @ CIF @ prime rate for 30 days.

e Aflaaikoste / Discharging cost (R/ton):  
Bron / Source: Mainport Africa Shipping

	Koring/Wheat	Gars/Barley:
Kaapstad /	205.87	213.98
Durban:	202.03	203.37

f Ingesluit Kaagelde, hantering, kaaitbesig, agente/dokumentasie, logistiek & opnames (inspeksie van skeepsvrug).  
Included: Wharfage, handling, wharf supervision, agent/documentation, logistic & survey (inspection of shipload).  
Uitgesluit: Gesondheidsinspeksie-, skeepsagentskapfooi, strooktoetsingsfooi vir GMO, opbergingskoste asook BTW en invoerbelasting.  
Excluded: Health inspection fee, Ship agency fee, strip testing fees for GMO, storage costs as well as VAT and import duty.  
N.B: Slegs 'n aanduiding, aangesien koste van opname beding kan word / N.B: Indication only, as cost of survey can be negotiated.

g Invoertarif / Import Tariff:  
Koring/Wheat = R490.70 p/ton  
Gars/Barley = Vry/Free

h Neem asb. kennis van verandering in Spoornet se standaard spoorvrag op 1 April 2018 soos volg:  
Kaapstad na Paarl R160.59 en Durban na Randfontein R320.00  
Please note the change on 1 April 2018, in Spoornet's standard railrage cost as follows:  
Cape Town to Paarl R160.59 and Durban to Randfontein R320.00

(1) Laaste prys ontvang op / Last price received on 2018-08-21

10. IMPORT PARITY PRICES – OIL SEEDS (b)(c)(f)(g)

10. INVOERPARITEITPRYSE - OLIESADE (b)(c)(f)(g)

INVOERPARITEITPRYSE VAN OLIESADE (BTW UITGESLT) SOOS OP 2019/06/11 IMPORT PARITY PRICES OF OIL SEEDS (VAT EXCL) AS ON

ITEM	Nota/ Note	Sojabone/ Soybeans	Sojabone/ Soybeans	Sojabone/ Soybeans	Sonneblom/ Sunflower	Sonneblom/ Sunflower	Canola	Grondbone/ Groundnuts	Grondbone/ Groundnuts	ITEM
		VSA/ USA Golf/Gulf	Argentynse/ Argentine Up River	Brazilië/ Brazil Paranagua	EU Franse/ French Bordeaux	Swart See / Black Sea	Kanadese/ Canadian Vancouver	Argentynse/ Argentine Raw Runners 40/50	VSA/ USA Raw Runners 40/50	
Internasionale VAB pryse	a	\$/t 340.00	\$/t 339.00	\$/t 361.00	\$/t 388.00	355.00	\$/t 366.00	\$/t 1255.00	\$/t 1296.00	International FOB prices
Vraggeld	b	28.00	24.00	24.00	21.00	32.00	25.00	85.00	28.00	Freight Rates
Assuransie (0.3% van VAB)		1.02	1.02	1.08	1.16	1.07	1.10	3.77	3.89	Insurance (0.3% of FOB)
1 KOSTE, ASSURANSIE EN VRAG (KAV) \$/T Omskakel na R/t R/\$ Wisselkoers op: 2019/06/11	c	369.02	364.02	386.08	410.16	388.07	392.10	1343.77	1327.89	1 COST, INSURANCE AND FREIGHT (CIF) \$/T Converted to R/t R/\$ Exchange rate on: 2019/06/11
2 KOSTE, ASSURANSIE EN VRAG (KAV) R/t		14.7474	14.7474	14.7474	14.7474	14.7474	14.7474	14.7474	14.7474	2 COST, INSURANCE AND FREIGHT (CIF) R/t
3 KOSTE, ASSURANSIE, VRAG EN FINANSIERING R/t	d	5442.09	5368.35	5693.68	6048.79	5723.02	5782.46	19817.11	19582.92	3 COST, INSURANCE, FREIGHT AND FINANCING R/t
Finansieringskoste		45.85	45.23	47.97	50.96	48.21	48.72	166.95	164.98	Financing cost
4 VRY OP SPOOR (VOS) R/t Durban	e, f	5487.94	5413.58	5741.65	6099.75	5771.23	5831.18	19984.06	19747.90	4 VRY ON RAIL (FOR) R/t Durban
Aflaaiikoste: Durban		203.37	203.37	203.37	203.37	203.37	203.37	605.32	605.32	Discharging cost: Durban
Invoertarif	g	401.13	399.95	425.90	0.00	0.00	539.75	1850.80	1911.26	Import Tariff
5 GELEWER: - Durban na Randfontein R/ton	h	6092.44	6016.90	6370.92	6303.12	5974.60	6574.30	22440.18	22264.48	5 DELIVERED: - Durban to Randfontein R/ton
Spoorvragkoste		320.00	320.00	320.00	320.00	320.00	320.00	-	-	Railage cost - Durban to Randfontein
- Durban na Randfontein										
5 GELEWER: - Durban na Randfontein R/ton		6412.44	6336.90	6690.92	6623.12	6294.60	6894.30	-	-	

Notas/Notes:

a Bron van pryse en vraggeld / Source of prices and freight rates : IGC (GMI), Geogalos Peanut World & Oilworld  
2019/06/11

Termyn / Term	US\$/ton (VAB/FOB)	Vraggeld/Freight Rate:	US\$/ton
Sojabone/Soybeans: VSA/USA (Golf/Gulf)	Jul 2019 340.00	US Golf / Gulf	28.00
Sojabone/Soybeans: Argentinië/Argentina (Up River)	Jun 2019 339.00	Argentinië / Argentina	24.00
Sojabone/Soybeans: Brazilië/Brazil (Paranagua)	Jun 2019 361.00	EEC (Bordeaux/Hamburg)	21.00
Sonneblom/Sunflower: EU Frankryk/France (Bordeaux)	Jun 2019 (1) 388.00	Kanada/Canada (North Pacific)	25.00
Sonneblom/Sunflower: Swart See/Black Sea	Jun 2019 355.00	Swart See / Black Sea	32.00
Canola: Kanada/Canada (Vancouver)	Jun 2019 366.00	Grondbone/Groundnuts (ARG)	85.00
Grondbone/Groundnuts: Argentinië/Argentina (Raw Runner 40/50)	Jul 2019 1255.00		
Grondbone/Groundnuts: VSA/USA (Runners 40/50) 2019-04-23 Price	Jun 2019 1296.00	(1) 12 June 2019 price	

b Vraggeld: bereken vir vragte van +/- 20 000 - 30 000t / Freight rates: calculated for freights of +/- 20 000 - 30 000t

c Reserwebank / Reservebank

d Finansieringskoste: 30 000t @ KAV @ primakoers vir 30 dae. Bron/Source: SARB 10.25% 2018/11/22  
Financing cost 30 000t @ CIF @ prime rate for 30 days.

e Aflaaiikoste / Discharging costs (R/ton):

	Sojabone/ Soybeans	Sonneblom/ Sunflower	Canola	Grondbone/ Groundnuts
Durban:	203.37	203.37	203.37	605.32

f Aflaaiikoste / Discharging fees:  
Ingesluit: Kaaigelde, hantering, kaaitoetsing, agente/dokumentasie, logistiek & opnames (inspeksie van skeepsvrag) /  
Included: Wharfage, handling, wharf supervision, agent/documentation, logistic & survey (inspection of shipload).  
Uitgesluit Gesondheidsinspeksie-, skeepagentskapfooi, strooktoetsingsfooi vir GMO, opbergingskoste asook BTW en invoerbelasting /  
Excluded: Health inspection fee, Ship agency fee, strip testing fees for GMO, storage costs as well as VAT and import duty.  
N.B: Slegs 'n aanduiding, aangesien koste van opname beding kan word / N.B: Indication only, as cost of survey can be negotiated.

g Invoertarif / Import Tariff:  
Sojabone/Soybeans = 8% op VAB / on FOB  
Sonneblom/Sunflower = Vry / Free  
Canola = 10% op VAB / on FOB  
Grondbone/Groundnuts = 10% op VAB / on FOB

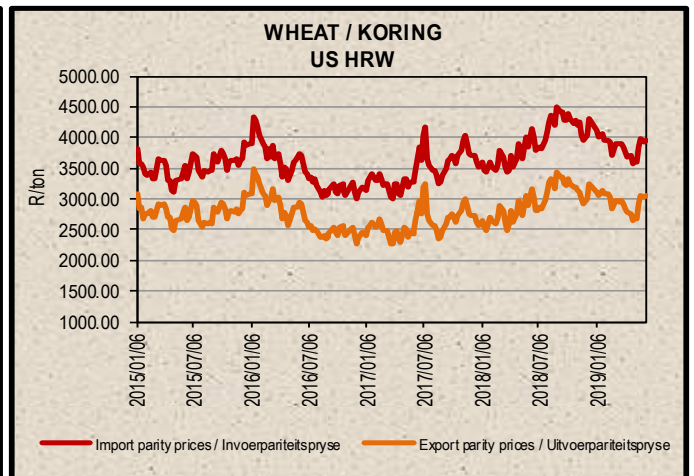
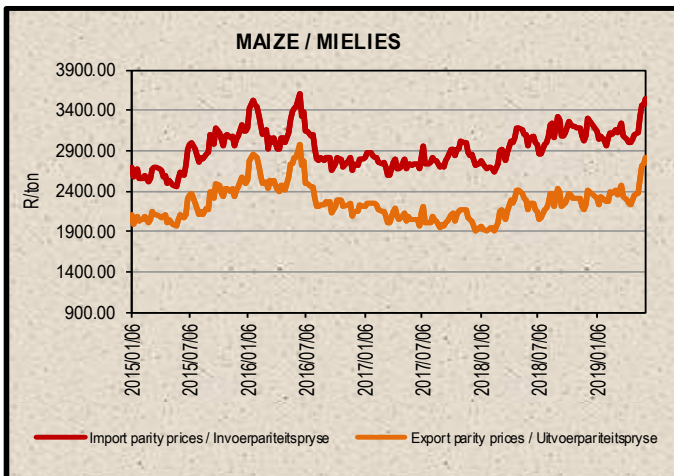
h Neem asb. kennis van die verandering in Spoornet se standaard spoorvrag op 1 April 2018, na R320.00  
Please note the change on 1 April 2018 in Spoornet's standard railage cost to R320.00

i Kwotasies is k.a.v. pryse. VAB pryse dus berekende pryse (kav minus vraggeld) / Quotes are c.i.f. prices. FOB prices are therefore calculated prices (cif minus freight rates).

11. EXPORT PARITY PRICES (b)(c)

11. UITVOERPARITEITPRYSE (b)(c)

INDICATIVE EXPORT PARITY PRICES AS ON		2019/06/11			AANDUIDENDE UITVOERPARITEITSPRYSE SOOS OP	
	US No3Y Maize/ Mielies Gulf/Golf (b)	US HRW Wheat/Koring Gulf/Golf (b)	US DNS 14% Wheat/Koring PNW (b)	Argentine Raw Runner 40/50 Groundnuts/ Grondbone (f) Jul 2019	Hierdie is <b>slegs 'n voorbeeld</b> van hoe 'n uitvoerpariteitsprys bereken kan word - dit kan varieer volgens behoefte	
This is <b>only an example</b> of how an export parity price can be calculated - it can vary according to need	Jul 2019	Jul 2019	Jun 2019	Jul 2019		
FOB Gulf value (\$/t)	196.00	223.00	248.00	1255.00	VAB Golfwaarde (\$/t)	
Difference in quality and locality of SA <sup>1</sup> Maize: Plus US\$10 (\$/t)	\$10.00				<sup>1</sup> Kwaliteits- en liggingsverskil van SA Mielies: Plus VS\$10 (\$/t)	
Groundnuts: Less 3,5% of fob value				96,5%	Grondbone: Min 3,5% van vab waarde	
SA fob price (\$/t)	206.00	223.00	248.00	1211.08	SA vab prys (\$/t)	
Exchange rate (1\$=): (2019/06/11) <sup>2</sup>	14.7474	14.7474	14.7474	14.7474	<sup>2</sup> Wisselkoers (1\$=): (2019/06/11)	
FOB Gulf value (R/t)	3037.96	3288.67	3657.36	17860.28	VAB Golfwaarde (R/t)	
<b>Marketing costs:</b>					<b>Bemarkings koste:</b>	
Financing (Prime rate 10.25% - 30 days) (R/t)	25.59	27.71	30.81	150.47	Finansieringskoste (Primakoers 10.25% - 30 dae) (R/t)	
Railage: <sup>3</sup> Randfontein – Durban harbour	320.00	320.00	320.00	-	<sup>3</sup> Spoorvrug: Randfontein – Durbanhawe	
Loading costs: (R/t) <sup>4</sup> Durban Harbour (Mainly spout method)	192.50	205.14	205.14	562.50	<sup>4</sup> Oplaai-koste: (R/t) Durbanhawe (Hoofsaaklik tregter metode)	
<b>EXPORT REALISATION (R/t):</b>					<b>UITVOER REALISASIE (R/t):</b>	
<b>Randfontein</b>	<b>2499.87</b>	<b>2735.82</b>	<b>3101.41</b>	<b>17147.31</b>	<b>Randfontein</b>	
<i>Difference in quality and locality of SA (As requested by the industry)</i>					<i>Kwaliteits- en liggingsverskil van SA (Soos deur die bedryf versoek)</i>	
<i>As from 14 June 2012, the discount/rebate will no longer be used to calculate the export parity price on US HRW and a new calculation will be added for US DNS, also without the discount/rebate.</i>					<i>Vanaf 14 Junie 2012 sal die diskonto/premie nie meer gebruik word by die berekening van die uitvoerpariteitprys van US HRW nie en 'n nuwe berekening word nou vir US DNS gedoen, ook sonder diskonto/premie.</i>	
<i>Reserve Bank</i>					<i>Reserwebank</i>	
<i>Railage costs:</i>					<i>Spoorvrug koste:</i>	
<i>Please note that on 1 April 2018 Spoornet's standard railage cost has changed to R320.00.</i>					<i>Neem asb. kennis dat Spoornet se standaard spoorvrug op 1 April 2018 verander het na R320.00.</i>	
<i>Loading costs, received from Mainport Africa Shipping:</i>					<i>Oplaai-koste, ontvang van Mainport Africa Shipping:</i>	
<i>Included: Cargo dues, handling, wharf supervision, agency/documentation, logistics &amp; surveys (inspection of cargo).</i>					<i>Ingesluit: Kaaigelde, hantering, kaaitoesig, agente/dokumentasie, logistiek &amp; opnames (inspeksie van skeepsvrug)</i>	
<i>Excluded: Ship agent fees, health &amp; PPECB inspections, storage facility &amp; transport costs to storage facility, VAT &amp; duties.</i>					<i>Uitgesluit: Skeepsvrugagentskaps-, inspeksie-, opbergings- en vervoerkoste na opbergingsfasiliteit, BTW &amp; invoerbelasting.</i>	



**12. WEATHER**

For local weather, please follow the link below:

<https://www.accuweather.com/en/za/south-africa-weather>

**12. WEER**

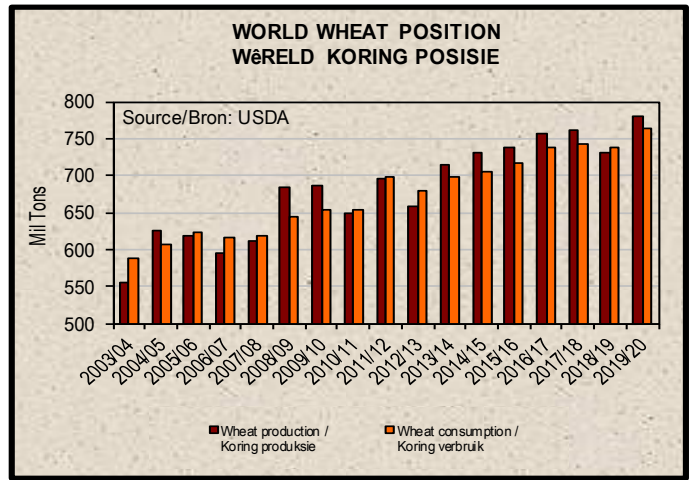
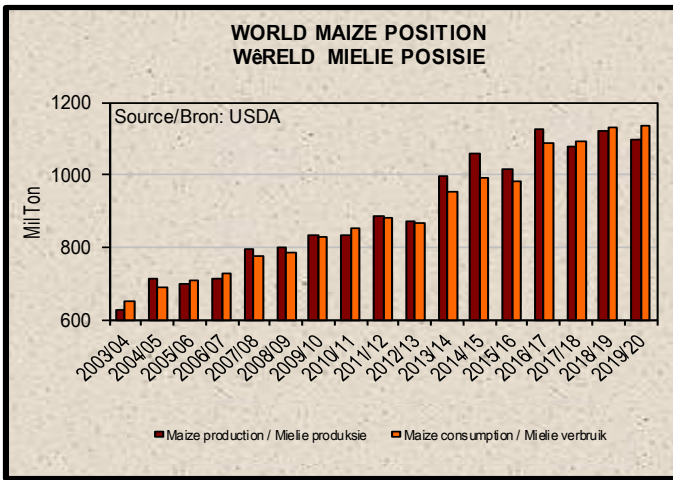
Vir plaaslike weer, volg asseblief die onderstaande skakel:

<https://www.accuweather.com/en/za/south-africa-weather>

**13. SUNDRIES (h)**

**13. DIVERSE (h)**

World Balance Sheet / Wêreld Balansstaat (2019/06/11)										
Million Ton	2019/20									Miljoen Ton
	Maize Mielies	Wheat Koring	Barley Gars	Sorghum	Oats Hawer	Ground-nuts Grond-bone	Canola/ Rape-seed	Soybeans Sojabone	Sunflower seed Sonne-blomsaad	
Production	1 099	781	152	58	24	45	75	355	51	Produksie
Consumption	1 134	763	149	59	24	18	69	308	47	Verbruik
Trade	171	177	28	4	3	4	17	151	3	Handel
Stock	291	294	20	4	3	4	9	113	3	Voorraad



Sources / Bronne:



(a) = Safex; (b) = International Grains Council; (c) = SAGIS;  
(d) = CBOT; (e) = KCBT; (f) = Oil World; (g) = Georgalos Peanut World. (h) = USDA Fas-Online.  
\* Formula according to ITAC (International Trade Administration Commission of South Africa)/  
Formule volgens ITAC (International Trade Administration Commission of South Africa)

SAGIS  
Nico Hawkins  
General Manager / Hoofbestuurder

**Indemnity/Vrywaring:** Although everything has been done to ensure the accuracy of the information, neither SAGIS nor any of its directors or employees takes any responsibility for actions or losses that might occur as a result of the usage of this information. / Alhoewel alles gedoen is om te verseker dat die inligting korrek is, aanvaar nie SAGIS of enige van sy direkteure of werknemers verantwoordelikheid vir enige aksies of verliese as gevolg van die inligting wat gebruik is nie.