

### SAGIS WEEKLY BULLETIN / SAGIS WEEKLIKSE BULLETIN

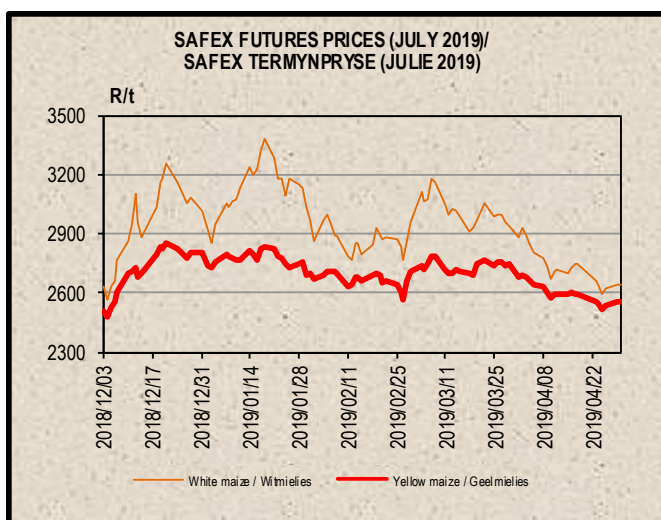
Please note that as from Thursday 7 March 2019, numbers 1, 2 & 4 in this bulletin will be hyperlinked with the relevant pages on our website / Neem asseblief kennis dat vanaf Donderdag 7 Maart 2019, sal nommers 1, 2 & 4 in hierdie bulletin geskakel wees met die relevante bladsye op ons webwerf.

<b>1. PRODUCER DELIVERIES:</b>	<b>1. PRODUSENTELEWERINGS:</b>
<a href="http://www.sagis.org.za/weekly_prod_deliveries.html">http://www.sagis.org.za/weekly_prod_deliveries.html</a>	
<b>2. IMPORTS, EXPORTS &amp; MAIZE INTENTIONS:</b>	<b>2. INVOERE, UITVOERE &amp; MIELIE INTENSIES:</b>
<a href="http://www.sagis.org.za/weekly_imp-exp.html">http://www.sagis.org.za/weekly_imp-exp.html</a>	

#### 3. DOMESTIC PRICES PER SAFEX (R/t)(a)

#### 3. PLAASLIKE PRYSE VOLGENS SAFEX (R/t)(a)

Commodity	Future Prices / Termynpryse (2019/04/30) R/ton					Kommoditeit
	May-19	Jul-19	Sep-19	Dec-19	Mar-20	
White maize	2582.00	2644.00	2701.00	2791.00	2820.00	Witmielies
Yellow maize	2526.00	2559.00	2618.00	2696.00	2715.00	Geelmielies
Wheat	4632.00	4670.00	4552.00	4399.00	4464.00	Koring
Sunflower	5005.00	5105.00	5238.00	5350.00	5295.00	Sonneblom
Soybeans	4708.00	4807.00	4898.00	5017.00	5093.00	Sojabone
Sorghum	3500.00	3250.00	3400.00	3522.00	N/A	Sorghum



#### Directors/Direkteure:

Boshoff JDW (Mr/Mnr), Make BB (Mr/Mnr), Mohane HT (Mr/Mnr), Nebe AAA (Mr/Mnr), Ngejane Z (Mr/Mnr), Purchase JL (Dr) Vice-Chairperson/Onder Voorsitter, Purnell M (Ms/Me) (Chairperson / Voorsitter)  
Groothof WJ (Mr/Mnr), Penny GR (Mr/Mnr), Schoonwinkel BC (Mr/Mnr), Van der Merwe JM (Ms/Me)  
Hawkins NJ (Mr/Mnr)

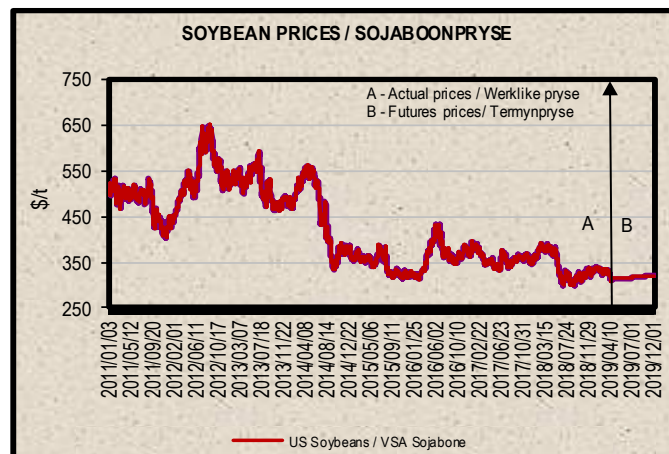
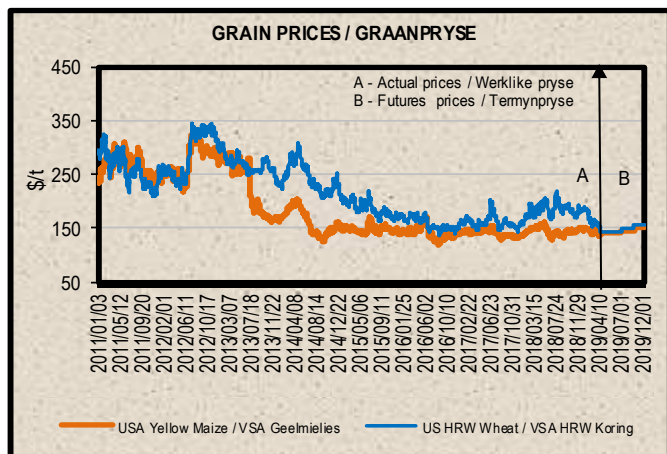
#### Alternate Directors/Alternatiewe Direkteure: General Manager/Hoofbestuurder:

[http://www.sagis.org.za/import\\_tariffs.html](http://www.sagis.org.za/import_tariffs.html)

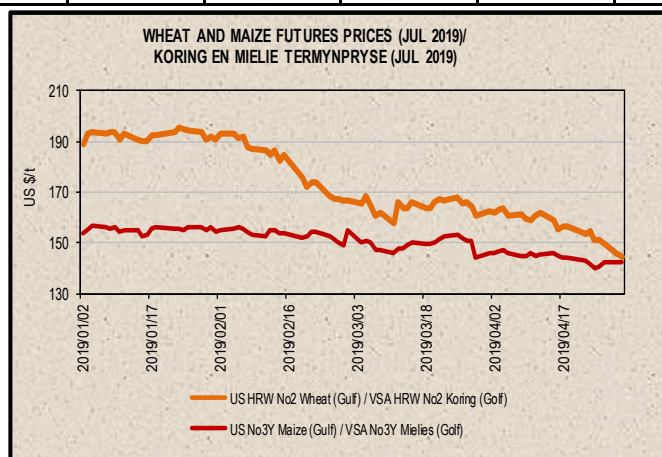
5. PRICES – INTERNATIONAL (US\$/t)

5. PRYSE - INTERNASIONAAL (VSA\$/t)

FOB (US\$/t)	Export Quotations/ Uitvoerkwotasie (b)(f)(g)				VAB (VSA\$/t)
	2019/04/30	2019/04/23	2019/04/16	2019/04/09	
US No 2 HRW Wheat (Gulf)	201.00	211.00	214.00	218.00	VSA No 2 HRW Koring (Golf)
US DNS Wheat 14% PNW	222.00	228.00	247.00	247.00	VSA DNS Koring 14% PNW
Argentine Wheat (Up River)	219.00	220.00	220.00	221.00	Argentynse Koring (Up River)
EC (France) Wheat (grade 1)	211.00	211.00	219.00	221.00	EU (Frankryk) Koring (graad 1)
EC (Germany) B Quality Wheat	217.00	219.00	226.00	227.00	EU (Duitsland) B Kwaliteit Koring
Russia Milling 12.5%	216.00	222.00	226.00	228.00	Swart See Maalkoring
US No 3Y Maize (Gulf)	164.00	162.00	165.00	168.00	VSA No3Y Mielies (Golf)
Argentine Maize (Up River)	152.00	152.00	156.00	157.00	Argentynse Mielies (Up River)
US Sorghum (Gulf)	176.00	175.00	177.00	176.00	VSA Sorghum (Golf)
Argentine Sorghum (Up River)	130.00	130.00	130.00	135.00	Argentynse Sorghum (Up River)
US Soybeans (Gulf)	329.00	331.00	338.00	346.00	VSA Sojabone (Gulf)
Argentine Soybeans (Up River)	304.00	311.00	320.00	324.00	Argentynse Sojabone (Up River)
Canadian Canola	347.00	349.00	363.00	369.00	Kanadese Canola
Argentine Groundnuts Runners 40/50	1255.00	1215.00	1215.00	1240.00	Argentynse Grondbone 40/50 Runners
US Groundnuts Runners 40/50 shelled	n/a	1267.00	1268.00	1268.00	VSA Grondbone 40/50 Runners uitgedop
Australian Maltng Barley (Commander Malt)	258.00	260.00	263.00	268.00	Australiese Moutgars (Commander Mout)



Futures prices (US\$/t) / Termynpryse (VSA\$/t) (d)(e) (2019/04/30)							
Commodity	May-19	Jul-19	Sep-19	Dec-19	Mar-20	May-20	Kommoditeit
US No3 Yellow maize	139.05	142.67	145.82	149.99	155.90	159.21	VSA No3 Geelmielies
US No2 HRW wheat	141.90	144.77	148.96	157.26	165.71	171.37	VSA No2 HRW koring
US Soybeans	309.09	313.79	317.91	n/a	328.34	331.58	VSA Sojabone



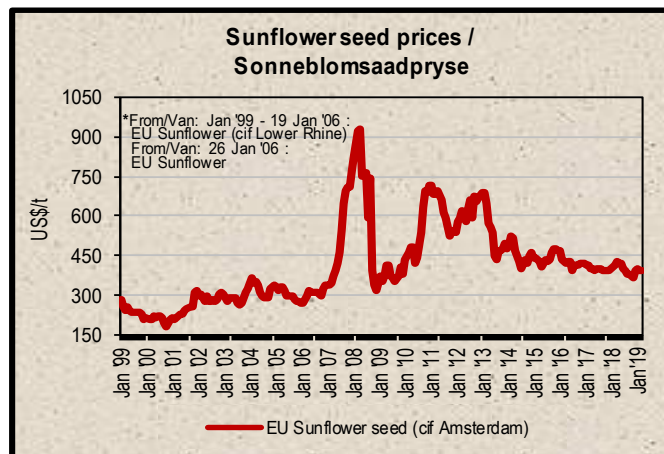
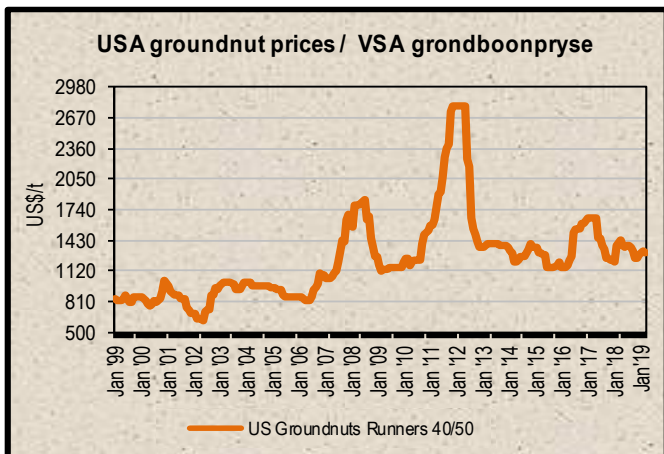
**6. LOWEST REPRESENTATIVE ASKING PRICES**  
(US\$/t)(f)(g)(Prices of previous week)

**6. LAAGSTE VERTEENWOORDIGENDE PRYSE GEVRA**  
(Pryse van vorige week)(VSA\$/t)(f)(g)

US\$/t	2019/04/25	2019/04/17	Change/ Verandering	VSA\$/t
Soybeans, USA, c.i.f. Rotterdam	358	367	-2.5%	Sojabone, VSA, k.a.v. Rotterdam
Groundnuts, USA Runners 40/50*	n/a	n/a	n/a	Grondbone, VSA Runners 40/50*
Groundnuts, Argentine Runners 40/50*	1340	1300	3.1%	Grondbone, Argentynse Runners 40/50*
Groundnut-oil, c.i.f. Rotterdam	n/a	n/a	n/a	Grondboon-olie, k.a.v. Rotterdam
Sunflower seed, EU c.i.f. Amsterdam	395	393	0.5%	Sonneblomsaad, EU k.a.v. Amsterdam
Sunflower seed, fob Black Sea	367	365	0.5%	Sonneblomsaad, Swart See
Sunflower-oil, EU (fob) N.W. Europe	708	705	0.4%	Sonneblom-olie, EU (vab) N.W. Eur.
Rapeseed, Europe, 00, c.i.f. Hamburg	410	414	-1.0%	Raapsaad, Europa, 00, k.a.v. Hamburg

\* Shelled, c.i.f. Rotterdam

\* Uitgedop k a v Rotterdam



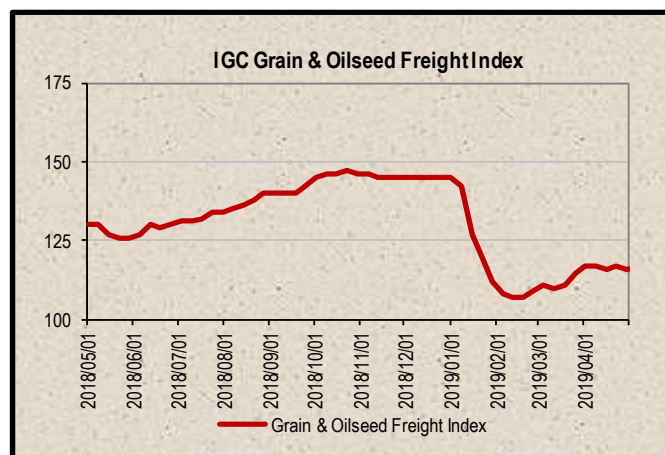
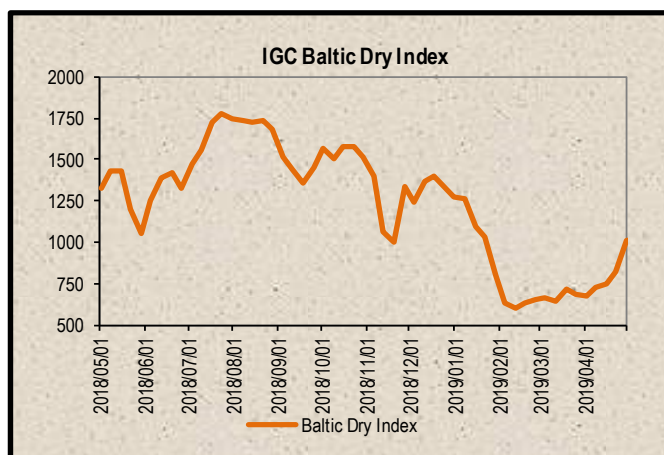
**7. IGC FREIGHT INDICES (b)**

**7. IGC VRAG INDEKSE (b)**

IGC FREIGHT INDICES / IGC VRAG INDEKSE							
	2019/03/26	2019/04/02	2019/04/09	2019/04/16	2019/04/23	2019/04/30	
Grain & Oilseeds Freight Index*	115	117	117	116	117	116	Graan & Oliesade Vrag Indeks*
Baltic Dry Index	683	674	725	749	821	1011	Baltiese Droë Indeks

\* IGC's new Grain & Oilseeds Freight Index (GOFI) represents 68 major grain routes, compared to 15 routes covered previously. Similar to the previous index, the GOFI will be calculated on a weekly basis, with the first week of January 2013 taken as its base of 100.

\* IGC se nuwe Graan & Oliesade Vrag Indeks (GOVI) verteenwoordig 68 hoof graanroetes, teenoor 15 roetes wat voorheen gedek is. Soortgelyk aan die vorige indeks, sal die GOVI weekliks bereken word met die eerste week van Januarie 2013 geneem as basis van 100.



8. IMPORT PARITY PRICES – SUMMER GRAINS (b)(c)

8. INVOERPARITEITPRYSE - SOMERGRANE (b)(c)

INVOERPARITEITPRYSE VAN SOMERGRANE (BTW UITGESLT) SOOS OP			2019/04/30		IMPORT PARITY PRICES OF SUMMER GRAINS (VAT EXCL) AS ON		
ITEM	Nota/ Note	Mielies/Maize	Mielies/Maize	Sorghum	Sorghum	Sorghum	ITEM
		VSA/ USA Golf/Gulf (no.3Y)	Argentynse/ Argentine Up River	VSA/ USA Golf/Gulf	Argentynse/ Argentine Up River	Australiese/ Australian Brisbane	
Internasionale VAB pryse	a	\$/t	\$/t	\$/t	\$/t	\$/t	International FOB prices
Vraggeld	b	164.00	152.00	176.00	130.00	266.00	Freight Rates
Assuransie (0.3% van VAB)		32.00	28.00	32.00	28.00	15.00	Insurance (0.3% of FOB)
1 KOSTE, ASSURANSIE EN VRAG (KAV) \$/T		0.49	0.46	0.53	0.39	0.80	1 COST, INSURANCE AND FREIGHT (CIF) \$/T
<i>Omskakel na R/t</i>		196.49	180.46	208.53	158.39	281.80	<i>Converted to R/t</i>
R/\$ Wisselkoers op: 2019/04/30	c	14.2165	14.2165	14.2165	14.2165	14.2165	R/\$ Exchange rate on: 2019/04/30
2 KOSTE, ASSURANSIE EN VRAG (KAV) R/t		R/t	R/t	R/t	R/t	R/t	2 COST, INSURANCE AND FREIGHT (CIF) R/t
		2793.40	2565.51	2964.57	2251.75	4006.21	
Finansieringskoste	d	23.53	21.61	24.98	18.97	33.75	Financing cost
3 KOSTE, ASSURANSIE, VRAG EN FINANSIERING R/t		2816.93	2587.12	2989.55	2270.72	4039.96	3 COST, INSURANCE, FREIGHT AND FINANCING R/t
Aflaaiikoste:	e, f						Discharging cost:
- Kaapstad		205.87	205.87	n/a	n/a	n/a	- Cape Town
- Durban		199.28	199.28	203.37	203.37	203.37	- Durban
Invoertarif	g	0.00	0.00	75.06	55.44	113.45	Import Tariff
4 VRY OP SPOOR (VOS) R/t							4 FREE ON RAIL (FOR) R/t
- Kaapstad		3022.80	2792.99	n/a	n/a	n/a	- Cape Town
- Durban		3016.21	2786.40	3064.61	2326.16	4153.41	- Durban
Spoorvragkoste	h						Railage cost
- Durban na Randfontein		320.00	320.00	320.00	320.00	320.00	- Durban to Randfontein
<b>5 GELEWER:</b>							<b>5 DELIVERED:</b>
- Durban na Randfontein R/ton		<b>3336.21</b>	<b>3106.40</b>	<b>3384.61</b>	<b>2646.16</b>	<b>4473.41</b>	- Durban to Randfontein R/ton

Notas/Notes:

a Bron van pryse en vraggeld : IGC GMI  
Source of prices and freight rates: IGC GMI

2019/04/30

Termyn / Term	US\$/ton (VAB/FOB)	Vraggeld/Freight Rate:	US\$/ton
Mei/May 2019	164.00	US Golf / Gulf	32.00
Apr 2019	152.00	Argentinië / Argentina	28.00
Mei/May 2019	176.00	Australië/Australia	15.00
Apr 2019	130.00		
Apr 2019	266.00		

b Vraggeld: bereken vir vragte van +/- 20 000 - 30 000t / Freight rates: calculated for freights of +/- 20 000 - 30 000t

c Reserwebank / Reserve Bank

d Finansieringskoste: 30 000t @ KAV @ primakoers vir 30 dae. Bron/Source: SARB 10.25% 2018/11/22  
Financing cost: 30 000t @ CIF @ prime rate for 30 days.

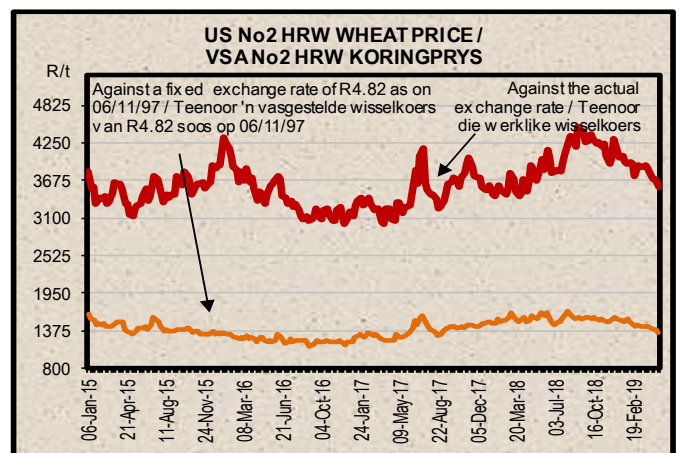
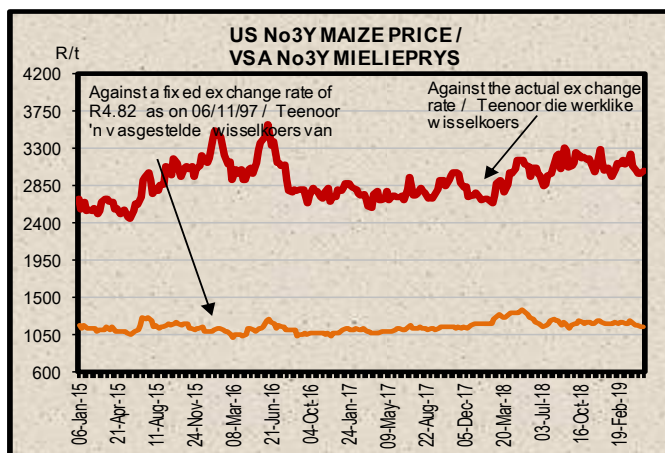
	Mielies/Maize:	Sorghum
Kaapstad / Cape Town:	205.87	n/a
Durban:	199.28	203.37

e Aflaaiikoste / Discharging costs (R/ton):  
Bron / Source: MainportAfrica Shipping

f Ingesluit: Kaaigeld, hantering, kaaibesig, agente/dokumentasie, logistiek & opnames (inspeksie van skeepsvrag) / Included: Wharfage, handling, wharf supervision, agent/documentation, logistic & survey (inspection of shipload).  
Uitgesluit: Gesondheidsinspeksie-, skeepagentskapfooi, strookbetsingsfooi vir GMO, opbergingskoste asook BTW en invoerbelasting / Excluded: Health inspection fee, Ship agency fee, strip testing fees for GMO, storage costs as well as VAT and import duty.  
N.B: Slegs 'n aanduiding, aangesien koste van opname beding kan word / N.B: Indication only, as cost of survey can be negotiated.

g Invoertarif / Import Tariff:  
Mielies/Maize = Vry / Free  
Sorghum = 3% op VAB / on FOB

h Neem asb. kennis van die verandering in Spoornet se standaard spoorvrag op 1 April 2018, na R320.00.  
Please note the change in Spoornets standard railage cost on 1 April 2018 to R320.00.



9. IMPORT PARITY PRICES – WINTER CEREALS (b)(c)

9. INVOERPARITEITPRYSSE - WINTERGRANE (b)(c)

INVOERPARITEITPRYSSE VAN WINTERGRANE (BTW UITGESLT) SOOS OP		2019/04/30					IMPORT PARITY PRICES OF WINTER CEREALS (VAT EXCL) AS ON		
ITEM	Nota / Note	Koring/Wheat	Koring/Wheat	Koring/Wheat	Koring/Wheat	Koring/Wheat	Gars/Barley	Gars/Barley	ITEM
		VSA/ USA Golf/Gulf HRW	VSA/ USA PNW DNS	Argentynse/ Argentine Up River Trigo Pan	EU Duitsland/ Germany Hamburg B kwaliteit/ quality	Russies/ Russian Black Sea 12.50%	Australiese/ Australian Fremantle Mout/Malting	Fransse/ French Rouen Mout/Malting	
Internasionale VAB pryse	a	201.00	222.00	219.00	217.00	216.00	187.00	293.00	International FOB prices
Vraggeld	b	32.00	32.00	28.00	23.00	35.00	16.00	24.00	Freight Rates
Assuransie (0.3% van VAB)		0.60	0.67	0.66	0.65	0.65	0.56	0.88	Insurance (0.3% of FOB)
1 KOSTE, ASSURANSIE EN VRAG (KAV) \$/T		233.60	254.67	247.66	240.65	251.65	203.56	317.88	1 COST, INSURANCE AND FREIGHT (CIF) \$/T
<i>Omskakel na R/t</i>									<i>Converted to R/t</i>
R/\$ Wisselkoers op: 2019/04/30	c	14.3319	14.3319	14.3319	14.3319	14.3319	14.3319	14.3319	R/\$ Exchange rate on: 2019/04/30
2 KOSTE, ASSURANSIE EN VRAG (KAV) R/t		3347.93	3649.90	3549.44	3448.97	3606.62	2917.40	4555.82	2 COST, INSURANCE AND FREIGHT (CIF) R/t
Finansieringskoste	d	28.21	30.75	29.90	29.06	30.38	24.58	38.38	Financing cost
3 KOSTE, ASSURANSIE, VRAG EN FINANSIERING R/t		3376.14	3680.65	3579.34	3478.03	3637.00	2941.98	4594.20	3 COST, INSURANCE, FREIGHT AND FINANCING R/t
Aflaaiikoste	e, f								Discharging cost
3.1 Kaapstad (Hoofsaaklik kaaihykskraan metode)		205.87	205.87	205.87	205.87	205.87	213.98	213.98	3.1 Cape Town (Mainly shore cranes method)
3.2 Durban (Hoofsaaklik suig-in-silo metode)		202.03	202.03	202.03	202.03	202.03	203.37	203.37	3.2 Durban (Mainly suction into silo method)
Invoertarif op koring	g	490.70	490.70	490.70	490.70	490.70	0.00	0.00	Import Tariff on wheat
4 VRY OP SPOOR (VOS) R/t									4 FREE ON RAIL (FOR) R/t
4.1 Kaapstadhawe		4072.71	4377.22	4275.91	4174.60	4333.57	3155.96	4808.18	4.1 Cape Town Harbour
4.2 Durbanhawe		4068.87	4373.38	4272.07	4170.76	4329.73	3145.35	4797.57	4.2 Durban Harbour
Spoorvragkoste	h								Railage cost
- Kaapstad na Paarl		160.59	160.59	160.59	160.59	160.59	n/a	n/a	- Cape Town to Paarl
- Durban na Randfontein		320.00	320.00	320.00	320.00	320.00	320.00	320.00	- Durban to Randfontein
<b>5 GELEWER:</b>									<b>5 DELIVERED:</b>
- Kaapstad na Paarl R/ton		4233.30	4537.81	4436.50	4335.19	4494.16	n/a	n/a	- Cape Town to Paarl R/ton
- Durban na Randfontein R/ton		4388.87	4693.38	4592.07	4490.76	4649.73	3465.35	5117.57	- Durban to Randfontein R/ton

Notas/Notes:

2019/04/30

- a Bron van pryse en vraggeld : IGC GMI  
Source of prices and freight rates: IGC GMI

Termyn / Term	VAB/FOB		Vraggeld / Freight Rate:	Gars/Barley = US\$ + 1
	US\$/ton	US\$/ton		
Mei/May 2019	201.00	201.00	US (Golf / Gulf)	32.00
Koring/Wheat: DNS 14% No 2 (Dark Northern Spring) Golf / Gulf	222.00	222.00	Argentinië / Argentine (Upriver)	28.00
Koring/Wheat: Argentinië / Argentine (Up River) Trigo Pan	219.00	219.00	EEC (Bordeaux Hamburg)	23.00
Koring/Wheat: EU (Duitsland / Germany) B kwaliteit / quality	217.00	217.00	Australië / Australia (Eastern)	15.00
Koring/Wheat: Russian Milling 12.5%	216.00	216.00	Black Sea	35.00
Gars/Barley: Australiese moutgars/Australian malting barley (Adelaide)	187.00	187.00		
Gars/Barley: Fransse moutgars/French malting barley (Rouen)	293.00	293.00		

- b Vraggeld: bereken vir vragte van +/- 20 000 - 30 000t / Freight rates: calculated for freights of +/- 20 000 - 30 000t

- c Reserwebank / Reserve Bank

- d Finansieringskoste: 30 000t @ KAV @ primakoers vir 30 dae. Bron/Source: SARB 10.25% 2018/11/22  
Financing cost: 30 000t @ CIF @ prime rate for 30 days.

- e Aflaaiikoste / Discharging cost (R/ton):  
Bron / Source: Mainport Africa Shipping

	Koring/Wheat:	Gars/Barley:
Kaapstad /	205.87	213.98
Durban:	202.03	203.37

- f Ingesluit: Kaai, hantering, kaaitoesig, agente/dokumentasie, logistiek & opnames (inspeksie van skeepsvrag).  
Included: Wharfage, handling, wharf supervision, agent/documentation, logistic & survey (inspection of shipload).  
Uitgesluit: Gesondheidsinspeksie-, skeepagentskapfooi, strooktoetsingsfooi vir GMO, opbergingskoste asook BTW en invoerbelasting.  
Excluded: Health inspection fee, Ship agency fee, strip testing fees for GMO, storage costs as well as VAT and import duty.  
N.B: Slegs 'n aanduiding, aangesien koste van opname beding kan word / N.B: Indication only, as cost of survey can be negotiated.

- g Invoertarif / Import Tariff:  
Koring/Wheat = R490.70 p/ton  
Gars/Barley = Vry/Free

- h Neem asb. kennis van verandering in Spoorwet se standaard spoorvrag op 1 April 2018 soos volg:  
Kaapstad na Paarl R160.59 en Durban na Randfontein R320.00  
Please note the change on 1 April 2018, in Spoorwet's standard railage cost as follows:  
Cape Town to Paarl R160.59 and Durban to Randfontein R320.00

(1) Laaste prys ontvang op / Last price received on 2018-08-21

10. IMPORT PARITY PRICES – OIL SEEDS (b)(c)(f)(g)

10. INVOERPARITEITPRYSE - OLIESADE (b)(c)(f)(g)

INVOERPARITEITPRYSE VAN OLIESADE (BTW UITGESLT) SOOS OP		2019/04/30								IMPORT PARITY PRICES OF OIL SEEDS (VAT EXCL) AS ON	
ITEM	Nota/ Note	Sojabone/ Soybeans	Sojabone/ Soybeans	Sojabone/ Soybeans	Sonneblom/ Sunflower	Sonneblom/ Sunflower	Canola	Grondbone/ Groundnuts	Grondbone/ Groundnuts	ITEM	
		VSA/ USA Golf/Gulf	Argentynse/ Argentine Up River	Brazilië/ Brazil Paranagua	EU Franse/ French Bordeaux	Swart See / Black Sea	Kanadese/ Canadian Vancouver	Argentynse/ Argentine Raw Runners 40/50	VSA/ USA Raw Runners 40/50		
Internasionale VAB pryse	a	\$/t	\$/t	\$/t	\$/t					International FOB prices	
Vraggeld	b	329.00	304.00	322.00	387.00	367.00	347.00	1255.00	1267.00	Freight Rates	
Assuransie (0.3% van VAB)		32.00	28.00	28.00	23.00	35.00	24.00	85.00	32.00	Insurance (0.3% of FOB)	
1 KOSTE, ASSURANSIE EN VRAG (KAV) \$/T Omskakel na R/t		0.99	0.91	0.97	1.16	1.10	1.04	3.77	3.80	1 COST, INSURANCE AND FREIGHT (CIF) \$/T Converted to R/t	
R/\$ Wisselkoers op: 2019/04/30	c	361.99	332.91	350.97	411.16	403.10	372.04	1343.77	1302.80	R/\$ Exchange rate on: 2019/04/30	
2 KOSTE, ASSURANSIE EN VRAG (KAV) R/t		14.3319	14.3319	14.3319	14.3319	14.3319	14.3319	14.3319	14.3319	2 COST, INSURANCE AND FREIGHT (CIF) R/t	
Finansieringskoste	d	R/t	R/t	R/t	R/t			R/t	R/t	Financing cost	
3 KOSTE, ASSURANSIE, VRAG EN FINANSIERING R/t		5188.00	4771.23	5030.07	5892.70	5777.19	5332.04	19258.78	18671.60	3 COST, INSURANCE, FREIGHT AND FINANCING R/t	
Finansieringskoste	d	43.71	40.20	42.38	49.64	48.67	44.92	162.25	157.30		
3 KOSTE, ASSURANSIE, VRAG EN FINANSIERING R/t		5231.71	4811.43	5072.45	5942.34	5825.86	5376.96	19421.03	18828.90		
Aflaaiikoste: Durban	e, f	203.37	203.37	203.37	203.37	203.37	203.37	605.32	605.32	Discharging cost Durban	
Invoertarief	g	377.22	348.55	369.19	0.00	0.00	497.32	1798.65	1815.85	Import Tariff	
4 VRY OP SPOOR (VOS) R/t Durban		5812.30	5363.35	5645.01	6145.71	6029.23	6077.65	21825.00	21250.07	4 FREE ON RAIL (FOR) R/t Durban	
Spoorvragkoste	h									Railage cost	
- Durban na Randfontein		320.00	320.00	320.00	320.00	320.00	320.00	-	-	- Durban to Randfontein	
5 GELEWER: - Durban na Randfontein R/ton		6132.30	5683.35	5965.01	6465.71	6349.23	6397.65	-	-	5 DELIVERED: - Durban to Randfontein R/ton	

Notas/Notes:

a Bron van pryse en vraggeld / Source of prices and freight rates : IGC (GMI), Geogaloes Peanut World & Oilworld

2019/04/30

Termyn / Term	US\$/ton (VAB/FOB)	Vraggeld/Freight Rate:	US\$/ton	
Sojabone/Soybeans: VSA/USA (Golf/Gulf)	Mei/May 2019	329.00	US Golf / Gulf	32.00
Sojabone/Soybeans: Argentinië/Argentina (Up River)	Apr 2019	304.00	Argentinië / Argentina	28.00
Sojabone/Soybeans: Brazilië/Brazil (Paranagua)	Mei/May 2019	322.00	EEC (Bordeaux/Hamburg)	23.00
Sonneblom/Sunflower: EU Frankryk/France (Bordeaux)	Apr 2019	387.00	Kanada/Canada (North Pacific)	24.00
Sonneblom/Sunflower: Swart See/Black Sea	Mei/May 2019	367.00	Swart See / Black Sea	35.00
Canola: Kanada/Canada (Vancouver)	Apr 2019	347.00	Grondbone/Groundnuts (ARG)	85.00
Grondbone/Groundnuts: Argentinië/Argentina (Raw Runner 40/50)	Jul 2019	1255.00		
Grondbone/Groundnuts: VSA/USA (Runners 40/50) 2019-04-23 Price	Mei/May 2019	1267.00		

b Vraggeld: bereken vir vrage van +/- 20 000 - 30 000t / Freight rates: calculated for freights of +/- 20 000 - 30 000t

c Reserwebank / Reservebank

d Finansieringskoste: 30 000t @ KAV @ primakoers vir 30 dae. Bron/Source: SARB 10.25% 2018/11/22

Financing cost: 30 000t @ CIF @ prime rate for 30 days.

e Aflaaiikoste / Discharging costs (R/ton):

	Sojabone/ Soybeans	Sonneblom/ Sunflower	Canola	Grondbone/ Groundnuts
Durban:	203.37	203.37	203.37	605.32

f Bron / Source: Mainport Africa Shipping

Ingesluit: Kaaigelde, hantering, kaaibesig, agente/dokumentasie, logistiek & opnames (inspeksie van skeepsvrag) /  
Included: Wharfage, handling, wharf supervision, agent/documentation, logistic & survey (inspection of shipload).  
Uitgesluit: Gesondheidsinspeksie-, skeepsgesondheidsinspeksie-, strooktoetsingsfooi vir GMO, opbergingskoste asook BTW en invoerbelasting /  
Excluded: Health inspection fee, Ship agency fee, strip testing fees for GMO, storage costs as well as VAT and import duty.  
N.B: Slegs 'n aanduiding, aangesien koste van opname beding kan word / N.B: Indication only, as cost of survey can be negotiated.

g Invoertarief / Import Tariff:

Sojabone/Soybeans = 8% op VAB / on FOB  
Sonneblom/Sunflower = Vry / Free  
Canola = 10% op VAB / on FOB  
Grondbone/Groundnuts = 10% op VAB / on FOB

h Neem asb. kennis van die verandering in Spoorwet se standaard spoorvrag op 1 April 2018, na R320.00

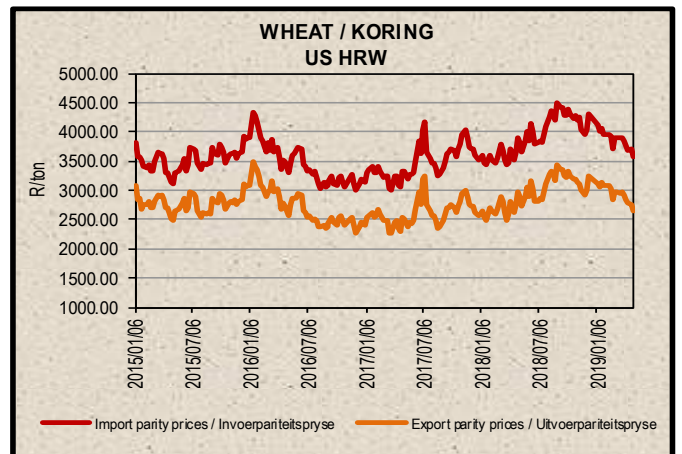
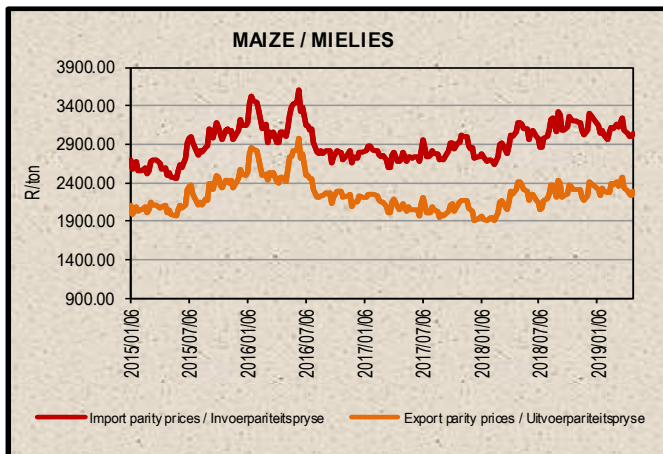
Please note the change on 1 April 2018 in Spoorwet's standard railage cost to R320.00

i Kwotasies is k.a.v. pryse. VAB pryse dus berekende pryse (kav minus vraggeld) / Quotes are c.i.f. prices. FOB prices are therefore calculated prices (cif minus freight rates).

11. EXPORT PARITY PRICES (b)(c)

11. UITVOERPARITEITPRYSE (b)(c)

INDICATIVE EXPORT PARITY PRICES AS ON	2019/04/30				AANDUIDENDE UITVOERPARITEITSPRYSE SOOS OP
This is <b>only an example</b> of how an export parity price can be calculated - it can vary according to need	US No3Y Maize/ Mielies Gulf/Golf (b)	US HRW Wheat/Koring Gulf/Golf (b)	US DNS 14% Wheat/Koring PNW (b)	Argentine Raw Runner 40/50 Groundnuts/ Grondbone (f)	Hierdie is <b>slegs 'n voorbeeld</b> van hoe 'n uitvoerpariteitsprys bereken kan word - dit kan varieer volgens behoefte
	May/Mei 2019	May/Mei 2019	May/Mei 2019	Jul 2019	
FOB Gulf value (\$/t)	164.00	201.00	222.00	1255.00	VAB Golfwaarde (\$/t)
Difference in quality and locality of SA <sup>1</sup> Maize: Plus US\$10 (\$/t)	\$10.00				<sup>1</sup> Kwaliteits- en liggingsverskil van SA Mielies: Plus VSA\$10 (\$/t)
Groundnuts: Less 3,5% of fob value				96,5%	Grondbone: Min 3,5% van vab waarde
SA fob price (\$/t)	174.00	201.00	222.00	1211.08	SA vab prys (\$/t)
Exchange rate (1\$=): (2019/04/30) <sup>2</sup>	14.3319	14.3319	14.3319	14.3319	<sup>2</sup> Wisselkoers (1\$=): (2019/04/30)
FOB Gulf value (R/t)	2493.75	2880.71	3181.68	17357.08	VAB Golfwaarde (R/t)
<b>Marketing costs:</b>					<b>Bemerkings koste:</b>
Financing (Prime rate 10.25% - 30 days) (R/t)	21.01	24.27	26.80	146.23	Finansieringskoste (Primakoers 10.25% - 30 dae) (R/t)
Railage: <sup>3</sup> Randfontein – Durban harbour	320.00	320.00	320.00	-	<sup>3</sup> Spoorvrag: Randfontein – Durbanhawe
Loading costs: (R/t) <sup>4</sup> Durban Harbour (Mainly spout method)	192.50	205.14	205.14	562.50	<sup>4</sup> Oplaai-koste: (R/t) Durbanhawe (Hoofsaaklik tregter metode)
<b>EXPORT REALISATION (R/t):</b>					<b>UITVOER REALISASIE (R/t):</b>
<b>Randfontein</b>	<b>1960.24</b>	<b>2331.30</b>	<b>2629.74</b>	<b>16648.35</b>	<b>Randfontein</b>
<i>Difference in quality and locality of SA (As requested by the industry)</i> <i>As from 14 June 2012, the discount/rebate will no longer be used to calculate the export parity price on US HRW and a new calculation will be added for US DNS, also without the discount/rebate.</i>					<i>Kwaliteits- en liggingsverskil van SA (Soos deur die bedryf versoek)</i> <i>Vanaf 14 Junie 2012 sal die diskonto/premie nie meer gebruik word by die berekening van die uitvoerpariteitprys van US HRW nie en 'n nuwe berekening word nou vir US DNS gedoen, ook sonder diskonto/premie.</i>
<i>Reserve Bank</i>					<i>Reserwebank</i>
<i>Railage costs:</i> <i>Please note that on 1 April 2018 Spoornet's standard railage cost has changed to R320.00.</i>					<i>Spoornet se standaard spoorvrag op 1 April 2018 verander het na R320.00.</i>
<i>Loading costs, received from Mainport Africa Shipping:</i> <i>Included: Cargo dues, handling, wharf supervision, agency/documentation, logistics &amp; surveys (inspection of cargo).</i> <i>Excluded: Ship agent fees, health &amp; PPECB inspections, storage facility &amp; transport costs to storage facility, VAT &amp; duties.</i>					<i>Oplaai-koste, ontvang van Mainport Africa Shipping:</i> <i>Ingesluit: Kaagelde, hantering, kaaitoetsing, agente/dokumentasie, logistiek &amp; opnames (inspeksie van skeepsvrag)</i> <i>Uitgesluit: Skeepsvrag, inspeksie-, opbergings- en vervoerkoste na opbergingsfasiliteit, BTW &amp; invoerbelasting.</i>



## 12. WEATHER

For local weather, please follow the link below:

<https://www.accuweather.com/en/za/south-africa-weather>

## 12. WEER

Vir plaaslike weer, volg asseblief die onderstaande skakel:

<https://www.accuweather.com/en/za/south-africa-weather>

## 13. SUNDRIES (h)

## 13. DIVERSE (h)

### RSA GRAIN & OILSEED POSITION / RSA GRAAN & OLIESAAD POSISIE

26-Apr-19

		White Maize /	Yellow Maize /	Total Maize /	Barley / Gars	Oats / hawer	Wheat / Koring
		Witmielies	Geelmielies	Totaal Mielies			
From:		2018/05	2018/05	2018/05	2018/10	2018/10	2018/10
Until:		2019/03	2019/03	2019/03	2019/03	2019/03	2019/03
Opening stock / beginvoorraad		2 428 653	1 260 823	3 689 476	186 115	22 740	721 534
Deliveries / Lewerings	(a)	6 258 720	5 558 820	11 817 540	419 082	31 125	1 791 939
Imports / Invoere		0	88 826	88 826	0	23 457	455 942
Utilisation / Aanwending	(b)	5 925 318	4 092 871	10 018 189	168 129	30 444	1 591 736
Exports / Uitvoere		563 638	1 631 696	2 195 334	12 949	0	55 762
Sundries / Diverse	(c)	-982	-10 963	-11 945	-1 481	-308	-2 860
Unutilised stock/ Onaangewende voorraad		2 199 399	1 194 865	3 394 264	425 600	47 186	1 324 777

		Sorghum	Canola	Groundnuts /	Soybeans /	Sunflower /
				Grondbone	Sojabone	Sonneblom
From:			2018/10			
Until:		2019/03	2019/03	2019/03	2019/03	2019/03
Opening stock / beginvoorraad		51 860	6 527	25 271	502 241	120 165
Deliveries / Lewerings	(a)	1 759	104 052	397	41 282	6 045
Imports / Invoere		472	0	1 143	1 745	22
Utilisation / Aanwending	(b)	14 811	49 071	6 023	124 155	39 903
Exports / Uitvoere		300	0	636	1 613	17
Sundries / Diverse	(c)	1 291	-804	402	569	1 053
Unutilised stock/ Onaangewende voorraad		37 689	62 312	19 750	418 931	85 259

Notes:

- (a) Deliveries directly from farms. / Lewerings direk vanaf plase.  
 (b) Includes withdrawn by farmers, end-consumers and seed (d). / Ingesluit onttrekking deur produsente, eindverbruikers en saad vir plantdoeleindes (d).  
 (c) Includes surplus and shortages. / Ingesluit surplusse en tekorte.  
 (d) Seed: No seed information for maize and sorghum. / Saad: Geen saad inligting vir mielies en sorghum nie.

#### Sources /Bronne:

(a) = Safex; (b) = International Grains Council; (c) = SAGIS;

(d) = CBOT; (e) = KCBT; (f) = Oil World; (g) = Georgalos Peanut World; (h) = SAGIS.

\* Formula according to ITAC (International Trade Administration Commission of South Africa) / Formule volgens ITAC (International Trade Administration Commission of South Africa)

SAGIS

Nico Hawkins

General Manager / Hoofbestuurder

**Indemnity/Vrywaring:** Although everything has been done to ensure the accuracy of the information, neither SAGIS nor any of its directors or employees takes any responsibility for actions or losses that might occur as a result of the usage of this information. / Alhoewel alles gedoen is om te verseker dat die inligting korrek is, aanvaar nie SAGIS of enige van sy direkteure of werknemers verantwoordelikheid vir enige aksies of verliese as gevolg van die inligting wat gebruik is nie.