



crop estimates committee oesskattingskomitee

From/Van: Mr Baldwin Netshifhefe
Tel: 012 319 8043/32 E-mail/E-pos: BaldwinN@dalrrd.gov.za

Web page/Webblad: www.dalrrd.gov.za/statistics and economic reports or
www.saqis.org.za/CEC: Crop Estimates EMBARGO: 14:30



agriculture, land reform
& rural development

Department:
Agriculture, Land Reform and Rural Development
REPUBLIC OF SOUTH AFRICA

28 June/Junie 2022

The area planted estimate and **fifth** production forecast for summer crops for 2022 is hereby released.
Hiermee word die oppervlakte- en vyfde produksieskatting vir somergewasse vir 2022 vrygestel.

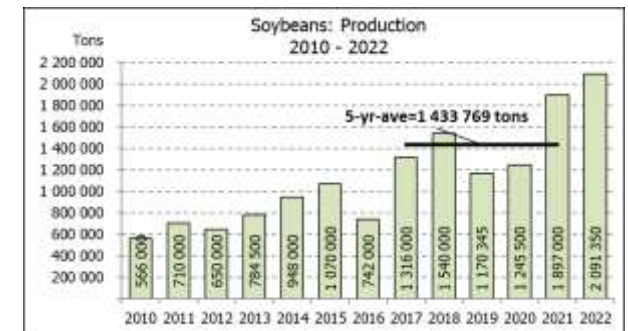
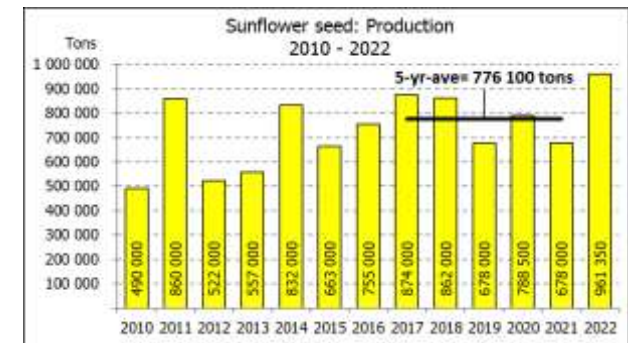
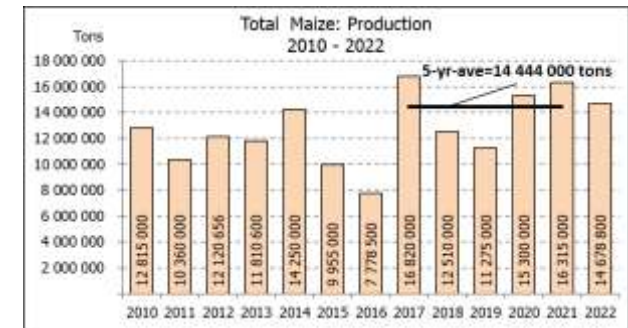
SUMMER CROPS – AREA PLANTED AND FIFTH PRODUCTION FORECAST: 2022

SOMERGEWASSE – OPPERVLAKTE- EN VYFDE PRODUKSIESKATTING: 2022

CROP/GEWAS	Area planted/ Opp beplant	5 th forecast/ 5 ^{de} skatting	4 th forecast/ 4 ^{de} skatting	Area planted/ Opp beplant	Final crop/ Finale oes	Change/ Verandering/
	2022 Ha (A)	2022 Tons (B)	2022 Tons (C)	2021 Ha (D)	2021 Tons (E)	% (B) ÷ (C)
Commercial/Kommersiële:						
White maize/Witmielies	1 575 000	7 470 400	7 553 050	1 691 900	8 600 000	-1,09
Yellow maize/Geelmielies	1 048 000	7 208 400	7 170 300	1 063 500	7 715 000	+0,53
Total Maize/Totale Mielies	2 623 000	14 678 800	14 723 350	2 755 400	16 315 000	-0,30
Sunflower seed/Sonneblomsaad	670 700	961 350	963 000	477 800	678 000	-0,17
Soybeans/Sojabone	925 300	2 091 350	1 930 700	827 100	1 897 000	+8,32
Groundnuts/Grondbone	43 400	54 900	70 400	38 550	64 300	-22,02
Sorghum	37 200	140 820	137 220	49 200	215 000	+2,62
Dry beans/Droëbone	42 900	53 565	55 995	47 390	57 672	-4,34
Non-Commercial Maize/Nie-Kommersiële Mielies						
Total Maize/Totale Mielies	378 800	667 000	667 000	362 900	636 440	-
Maize/Mielies: Commercial/Kommersiël + Non-Commercial/Nie-Kommersiël						
Total Maize RSA/Totaal Mielies RSA	3 001 800	15 345 800	15 390 350	3 118 300	16 951 440	-0,29

Note: Estimate is for calendar year, e.g. production season 2021/22 = 2022

Nota: Skatting is vir kalenderjaar, bv. produksie-seisoen 2021/22 = 2022



WHITE AND YELLOW MAIZE – AREA PLANTED AND FIFTH PRODUCTION FORECAST: 2022
WIT- EN GEELMIELIES – OPPERVLAKTE EN VYFDE PRODUKSIESKATTING: 2022

Provinsie/ Province	Area planted/ Oppervlakte beplant 2022			5 th forecast/ 5 ^{de} skatting 2022			Area planted/ Oppervlakte beplant 2021			Final crop/ Finale oes 2021		
	White/ Wit Ha	Yellow/ Geel Ha	Total/ Totaal Ha	White/ Wit Tons	Yellow/ Geel Tons	Total/ Totaal Tons	White/ Wit Ha	Yellow/ Geel Ha	Total/ Totaal Ha	White/ Wit Tons	Yellow/ Geel Tons	Total/ Totaal Tons
Western Cape/Wes-Kaap	500	3 500	4 000	4 750	32 900	37 650	500	3 500	4 000	4 800	33 300	38 100
Northern Cape/Noord-Kaap	3 000	42 000	45 000	36 000	651 000	687 000	3 400	41 000	44 400	40 300	627 300	667 600
Free State/Vrystaat	826 500	398 000	1 224 500	3 636 600	2 467 600	6 104 200	907 500	420 000	1 327 500	4 492 000	2 542 000	7 034 000
Eastern Cape/Oos-Kaap	6 000	20 500	26 500	39 000	151 700	190 700	6 000	18 000	24 000	39 000	133 200	172 200
KwaZulu-Natal	52 000	59 000	111 000	312 000	472 000	784 000	50 000	55 000	105 000	310 000	451 000	761 000
Mpumalanga	165 000	350 000	515 000	1 056 000	2 345 000	3 401 000	165 000	360 000	525 000	1 100 500	2 820 000	3 920 500
Limpopo	15 500	25 000	40 500	100 750	202 500	303 250	16 500	21 000	37 500	112 200	172 200	284 400
Gauteng	56 500	56 000	112 500	350 300	364 000	714 300	58 000	50 000	108 000	371 200	380 000	751 200
North West/Noordwes	450 000	94 000	544 000	1 935 000	521 700	2 456 700	485 000	95 000	580 000	2 130 000	556 000	2 686 000
Total/Totaal	1 575 000	1 048 000	2 623 000	7 470 400	7 208 400	14 678 800	1 691 900	1 063 500	2 755 400	8 600 000	7 715 000	16 315 000

SUNFLOWER SEED – AREA PLANTED AND FIFTH PRODUCTION FORECAST: 2022
SONNEBLMSAAD – OPPERVLAKTE EN VYFDE PRODUKSIESKATTING: 2022

Province/ Provinsie	Area planted/ Opp beplant Ha 2022	5 th forecast/ 5 ^{de} skatting Tons 2022	Area planted/ Opp beplant Ha 2021	Final crop/ Finale oes Tons 2021
Western Cape/Wes-Kaap	-	-	-	-
Northern Cape/Noord-Kaap	2 500	6 250	1 100	1 320
Free State/Vrystaat	357 000	553 350	235 000	352 500
Eastern Cape/Oos-Kaap	300	750	300	450
KwaZulu-Natal	-	-	-	-
Mpumalanga	3 500	5 250	3 500	5 250
Limpopo	110 000	110 000	76 500	76 500
Gauteng	2 400	3 000	4 400	5 720
North West/Noordwes	195 000	282 750	157 000	236 260
Total/Totaal	670 700	961 350	477 800	678 000

SOYBEANS – AREA PLANTED AND FIFTH PRODUCTION FORECAST: 2022
SOJABONE – OPPERVLAKTE EN VYFDE PRODUKSIESKATTING: 2022

Province/ Provinsie	Area planted/ Opp beplant Ha 2022	5 th forecast/ 5 ^{de} skatting Tons 2022	Area planted/ Opp beplant Ha 2021	Final crop/ Finale oes Tons 2021
Western Cape/Wes-Kaap	-	-	-	-
Northern Cape/Noord-Kaap	800	3 000	1 000	3 500
Free State/Vrystaat	415 000	871 500	365 000	766 500
Eastern Cape/Oos-Kaap	3 000	9 000	3 100	9 300
KwaZulu-Natal	39 000	142 350	36 000	129 600
Mpumalanga	300 000	660 000	290 000	644 550
Limpopo	22 500	76 500	20 500	71 750
Gauteng	45 000	99 000	42 000	105 000
North West/Noordwes	100 000	230 000	69 500	166 800
Total/Totaal	925 300	2 091 350	827 100	1 897 000

GROUNDNUTS – AREA PLANTED AND FIFTH PRODUCTION FORECAST: 2022**GRONDBONE – OPPERVLAKTE EN VYFDE PRODUKSIESKATTING: 2022**

Province/ Provinsie	Area planted/ Opp beplant Ha 2022	5 th forecast/ 5 ^{de} skatting Tons 2022	Area planted/ Opp beplant Ha 2021	Final crop/ Finale oes Tons 2021
Western Cape/Wes-Kaap	-	-	-	-
Northern Cape/Noord-Kaap	2 400	6 000	1 500	3 900
Free State/Vrystaat	19 000	22 800	16 000	26 450
Eastern Cape/Oos-Kaap	-	-	-	-
KwaZulu-Natal	-	-	50	50
Mpumalanga	-	-	-	-
Limpopo	2 000	5 100	3 000	6 900
Gauteng	-	-	-	-
North West/Noordwes	20 000	21 000	18 000	27 000
Total/Totaal	43 400	54 900	38 550	64 300

SORGHUM – AREA PLANTED AND FIFTH PRODUCTION FORECAST: 2022**SORGHUM – OPPERVLAKTE EN VYFDE PRODUKSIESKATTING: 2022**

Province/ Provinsie	Area planted/ Opp beplant Ha 2022	5 th forecast/ 5 ^{de} skatting Tons 2022	Area planted/ Opp beplant Ha 2021	Final crop/ Finale oes Tons 2021
Western Cape/Wes-Kaap	-	-	-	-
Northern Cape/Noord-Kaap	-	-	-	-
Free State/Vrystaat	7 800	28 080	10 500	45 675
Eastern Cape/Oos-Kaap	-	-	-	-
KwaZulu-Natal	200	840	500	2 300
Mpumalanga	9 000	48 600	9 400	57 325
Limpopo	15 000	45 000	17 000	61 200
Gauteng	200	800	300	1 350
North West/Noordwes	5 000	17 500	11 500	47 150
Total/Totaal	37 200	140 820	49 200	215 000

DRY BEANS – AREA PLANTED AND FIFTH PRODUCTION FORECAST: 2022**DROëBONE – OPPERVLAKTE EN VYFDE PRODUKSIESKATTING: 2022**

Province/ Provinsie	Area planted/ Opp beplant Ha 2022	5 th forecast/ 5 ^{de} skatting Tons 2022	Area planted/ Opp beplant Ha 2021	Final crop/ Finale oes Tons 2021
Western Cape/Wes-Kaap	100	150	100	150
Northern Cape/Noord-Kaap	600	1 200	350	700
Free State/Vrystaat	15 500	14 725	22 000	16 500
Eastern Cape/Oos-Kaap	200	300	200	300
KwaZulu-Natal	2 300	2 760	3 000	3 900
Mpumalanga	6 000	7 200	6 500	9 750
Limpopo	10 400	17 680	8 000	16 000
Gauteng	800	800	840	1 092
North West/Noordwes	7 000	8 750	6 400	9 280
Total/Totaal	42 900	53 565	47 390	57 672

CONFIDENTIALITY ISSUES that CEC members are committed to adhere to on the day of the meeting

- Personal items such as laptops, handbags, cell phones, etc. are not allowed in the venue during the meeting
- No member is allowed to leave the meeting before 12:00 in order to prevent disclosure of the information
- The embargo time for the release of crop estimates information is 14:30
- No member is allowed to discuss crop estimates information with anyone other than a member of the Committee before the embargo time
- Only the Chairperson, or a member appointed by the Chairperson, may release the figures to the media
- Members must regard the detail of any information that was collected for and/or discussed during the meeting, as confidential
- Individual information received for crop estimate purposes is treated strictly confidential, and is not divulged for any other purposes

**AREA ESTIMATE AND FIFTH PRODUCTION FORECAST OF SUMMER CROPS (2022 PRODUCTION SEASON)/
OPPERVLAKTE- EN VYFDE PRODUKSIESKATTING VIR SOMERGEWASSE (2022 PRODUKSIE-SEISOEN)
28 JUNE/JUNIE 2022**

Summer field crops – 2022

Commercial maize: The size of the expected commercial maize crop has been set at 14,679 mill. tons. The area estimate for maize is 2,623 mill. ha, while the expected yield is 5,60 t/ha.

The estimated maize crop is 10% smaller than the 2021 crop. The three main maize producing areas, namely the Free State, Mpumalanga and North West provinces are expected to produce 81% of the 2022 crop.

The area estimate for white maize is 1,575 mill. ha and for yellow maize the area estimate is 1,048 mill. ha.

The production forecast for white maize is 7,470 mill. tons, which is 1,09% or 82 650 tons lower than the previous forecast of 7,553 mill. tons. The yield for white maize is 4,74 t/ha. In the case of yellow maize the production forecast is 7,208 mill. tons, which is 0,53% or 38 100 tons more than the previous forecast of 7,170 mill. tons. The yield for yellow maize is 6,88 t/ha.

Sunflower seed: The production forecast for sunflower seed is 961 350 tons, which is 0,17% or 1 650 tons lower than the previous forecast of 963 000 tons. The area estimate for sunflower seed is 670 700 ha, while the expected yield is 1,43 t/ha.

Other crops: The production forecast for **soybeans** has been set at 2,091 mill. tons, which is 8,32 % or 160 650 tons more than the previous forecast of 1,931 mill. tons. The estimated area planted to soybeans is 925 300 ha and the expected yield is 2,26 t/ha.

The expected **groundnut** crop was adjusted downwards by 22,02 % or 15 500 tons, from 70 400 tons to 54 900 tons. For groundnuts, the area estimate is 43 400 ha, with an expected yield of 1,26 t/ha.

The production forecast for **sorghum** is 140 820 tons, which is 2,62 % or 3 600 tons more than the previous forecast of 137 220 tons. The area estimate for sorghum is 37 200 ha and the expected yield is 3,79 t/ha.

In the case of **dry beans**, the production forecast was adjusted downwards by 4,34 % or 2 430 tons, from 55 995 tons to 53 565 ton. The area estimate of dry beans is 42 900 ha, with an expected yield of 1,25 t/ha.

Please note that the sixth production forecast for summer field crops for 2022 will be released on 27 July 2022.

Somergewasse – 2022

Kommerciële mielies: Die grootte van die verwagte kommersiële mielie-oes is 14,679 milj. ton. Die skatting van die oppervlakte onder mielies is 2,623 milj. ha, terwyl die verwagte opbrengs 5,60 t/ha is.

Die geskatte mielie-oes is 10% kleiner as die 2021-oes. Die drie belangrikste mielieproduserende gebiede, nl. die Vrystaat, Mpumalanga en Noordwes provinsies, gaan na verwagting 81% van die 2022-oes produseer.

Die oppervlak onder witmielies is 1,575 milj. ha en vir geelmielies is die oppervlak 1,048 milj. ha.

Die produksieskatting van witmielies is 7,470 milj. ton, wat 1,09% of 82 650 tons laer is as die vorige skatting van 7,553 milj. ton. Die opbrengs van witmielies is 4,74 t/ha. In die geval van geelmielies is die produksieskatting 7,208 milj. ton, wat 0,53% of 38 100 ton meer is as die vorige skatting van 7,170 milj. ton. Die opbrengs van geelmielies is 6,88 t/ha.

Sonneblomsaad: Die produksieskatting vir sonneblomsaad is 961 350 ton, wat 0,17% of 1 650 ton minder is as die vorige skatting van 963 000 ton. Die oppervlakteskatting vir sonneblomsaad is 670 700 ha, terwyl die verwagte opbrengs 1,43 t/ha is.

Ander gewasse: Die produksieskatting van **sojabone** is op 2,091 milj. ton gestel, wat 8,32% of 160 650 ton meer is as die vorige skatting van 1,931 milj. ton. Die geskatte oppervlakte beplant met sojabone is 925 300 ha en die verwagte opbrengs is 2,26 t/ha.

Die verwagte **grondbone**-oes is afwaarts aangepas met 22,02% of 15 500 ton, vanaf 70 400 ton na 54 900 ton. Vir grondbone is die oppervlakteskatting 43 400 ha, terwyl the verwagte opbrengs 1,26 t/ha is.

Die produksieskatting van **sorghum** is 140 820 ton, wat 2,62 % of 3 600 ton meer is as die vorige skatting van 137 220 ton. Die oppervlakteskatting vir sorghum is 37 200 ha, en die verwagte opbrengs is 3,79 t/ha.

In die geval van **droëbone** is die produksieskatting afwaarts aangepas met 4,34 % of 2 430 ton, vanaf 55 995 ton tot 53 565 ton. Die oppervlakte beplant met droëbone is 42 900 ha en die verwagte opbrengs is 1,25 t/ha.

Neem asseblief kennis dat die sesde produksieskatting vir somergewasse vir 2022, op 27 Julie 2022 vrygestel sal word.

The non-commercial agricultural sectors' production estimate for maize for 2022 is hereby released. / Hiermee word die nie-kommersiële landbou-sektor se produksieskatting vir mielies vir 2022 vrygestel.

NON-COMMERCIAL MAIZE – AREA PLANTED AND PRODUCTION ESTIMATE: 2022

NIE-KOMMERSIËLE MIELIES – OPPERVLAKTE- EN PRODUKSIESKATTING: 2022

CROP/GEWAS	Area planted/ Opp beplant 2022 Ha (A)	Production/ Produksie 2022 Tons (B)	Area planted/ Opp beplant 2021 Ha (C)	Final crop/ Finale oes 2021 Tons (D)	Change/ Verandering % (B) ÷ (D)
Non-commercial agriculture/Nie-kommersiële landbou:					
White maize/Witmielies	296 950	482 000	276 100	445 335	+8,23
Yellow maize/Geelmielies	81 850	185 000	86 800	191 105	-3,19
Maize/Mielies	378 800	667 000	362 900	636 440	+4,80

The area planted to maize in the non-commercial agricultural sector is estimated at 378 800 ha, which represents an increase of 4,38%, compared to the 362 900 ha of the previous season. The expected maize crop for this sector is 667 000 tons, which is 4,80% more than the 636 440 tons of last season. It is important to note that about 47% of the maize produced in the non-commercial sector, is planted in the Eastern Cape, followed by KwaZulu-Natal with 22%.

Die oppervlakte beplant met mielies in die nie-kommersiële landbou-sektor word geskat op 378 800 ha, wat 'n toename van 4,38% verteenwoordig in vergelyking met die 362 900 ha van die vorige seisoen. Die verwagte mielie-oes van dié sektor is 667 000 ton, wat 4,80% meer is as die 636 440 ton van die vorige seisoen. Dit is belangrik om daarop te let dat ongeveer 47% van die mielies wat geproduseer word in die nie-kommersiële sektor, in die Oos-Kaap geplant word, gevolg deur KwaZulu-Natal met 22%.

