



crop estimates committee oesskattingskomitee

From/Van: Rodney D. Dredge
Tel: 012 319 6507 **Fax/Faks:** 012 319 6211 **E-mail/E-pos:** RodneyD@daff.gov.za

Web page/Webblad: www.daff.gov.za/crop_estimates or www.sagis.org.za/CEC: Crop Estimates

EMBARGO: 15:30



agriculture, forestry & fisheries

Department:
 Agriculture, Forestry and Fisheries
REPUBLIC OF SOUTH AFRICA

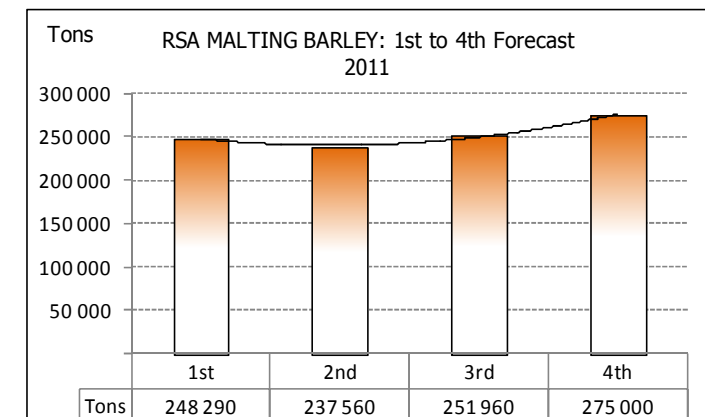
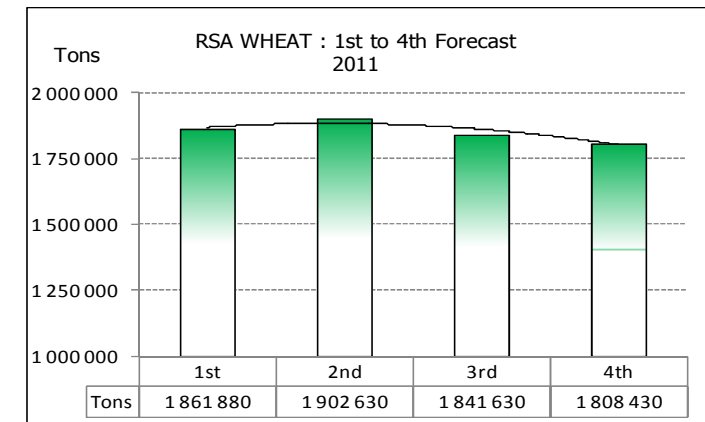
24 November 2011

**The fourth production forecast for winter cereals for the 2011 production season is hereby released. /
 Hiermee word die vierde produksieskatting vir wintergewasse vir die 2011 produksie-seisoen vrygestel.**

WINTER CEREALS – AREA PLANTED AND FOURTH PRODUCTION FORECAST: 2011 PRODUCTION SEASON

WINTERGEWASSE – OPPERVLAK- EN VIERDE PRODUKSIESKATTING: 2011-PRODUKSIESEISOEN

CROP/GEWAS	Area planted/ Opp beplant 2011 Ha (A)	4 th forecast/ 4 ^e skatting 2011 Tons (B)	3 rd forecast/ 3 ^e skatting 2011 Tons (C)	Area planted/ Opp beplant 2010 Ha (D)	Final crop/ Finale oes 2010 Tons (E)	Change/ Verandering % (B) ÷ (C)
Commercial/Kommersieel:						
Wheat/Koring	604 700	1 808 430	1 841 630	558 100	1 430 000	-1,8
Malting barley/Moutgars	80 150	275 000	251 960	82 670	194 000	+9,1
Canola/Kanola	43 510	59 490	57 340	34 820	36 900	+3,8
Total/Totaal	728 360	2 142 920	2 150 930	675 590	1 660 900	-0,4

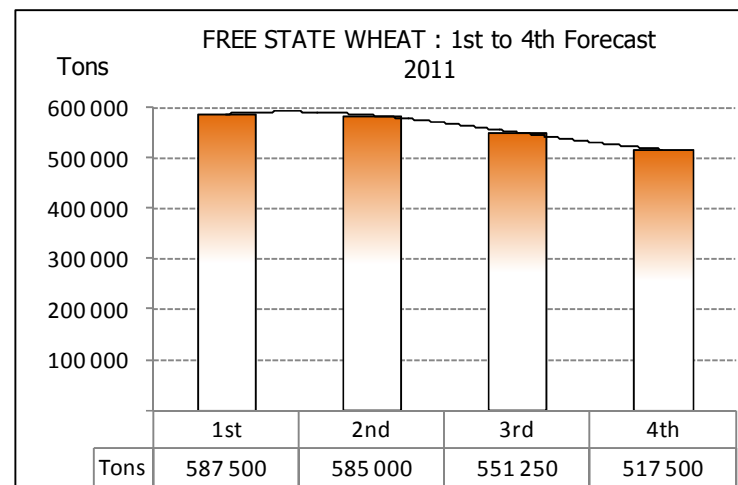
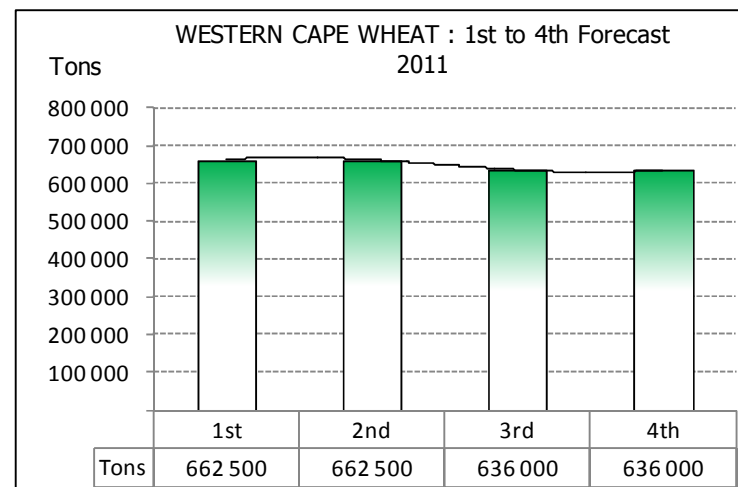


The Crop Estimates Committee comprises of the following officials from the following institutions:

Department of Agriculture, Forestry and Fisheries; Provincial Departments of Agriculture; various ARC-Institutes (Soil, Climate and Water; Small Grains Institute; and Grain Crops Institute); and Statistics SA

WHEAT – AREA PLANTED AND FOURTH PRODUCTION FORECAST: 2011 PRODUCTION SEASON
KORING – OPPERVLAK- EN VIERDE PRODUKSIESKATTING: 2011-PRODUKSIESEISOEN

Province/ Provinsie	Area planted/ Opp beplant Ha 2011	4 th forecast/ 4 ^e skatting Tons 2011	Area planted/ Opp beplant Ha 2010	Final crop/ Finale oes Tons 2010
Western Cape/Wes-Kaap	265 000	636 000	265 000	530 000
Northern Cape/Noord-Kaap	42 000	273 000	38 000	252 300
Free State/Vrystaat	225 000	517 500	204 000	378 000
Eastern Cape/Oos-Kaap	5 000	20 000	4 500	18 000
KwaZulu-Natal	7 500	37 500	6 100	30 500
Mpumalanga	5 500	30 250	4 500	23 400
Limpopo	31 000	161 200	12 500	65 000
Gauteng	1 700	10 880	1 500	9 600
North West/Noordwes	22 000	122 100	22 000	123 200
Total/Totaal	604 700	1 808 430	558 100	1 430 000



CONFIDENTIALITY ISSUES that CEC members are committed to adhere to on the day of the meeting

- Personal items such as laptops, handbags, cell phones, etc. are not allowed in the venue during the meeting
- No member is allowed to leave the meeting before 12:00 in order to prevent disclosure of the information
- The embargo time for the release of crop estimates information is 15:30
- No member is allowed to discuss crop estimates information with anyone other than a member of the Committee before the embargo time
- Only the Chairperson, or a member appointed by the Chairperson, may release the figures to the media

**AREA ESTIMATE AND FOURTH PRODUCTION ESTIMATE OF WINTER CROPS (2011) /
OPPERVLAKTE- EN VIERDE PRODUKSIESKATTING VAN WINTERGEWASSE (2011)**

24 NOVEMBER 2011

Winter cereal crops - 2011 production season

Wheat: The expected production of wheat is 1,808 mill. tons, which is 1,8% less than the previous forecast of 1,842 mill. tons, whilst the expected yield is 2,99 t/ha.

The expected production in the Western Cape and in the Northern Cape remained unchanged at 636 000 tons and 273 000 tons, respectively, whilst the expected production in the Free State decreased by 33 750 tons or 1,8% to 517 500 tons.

The total area estimate for wheat remained unchanged at 604 700 ha.

Other crops: The production forecast for **malting barley** is 275 000 tons, which is 9,1% or 23 040 tons more than the previous forecast of 251 960 tons. The area planted is estimated at 80 150 ha, while the expected yield is 3,43 t/ha. The increase in the expected production of malting barley can mainly be attributed to favourable weather conditions in the production area (southern Cape) as well as better cultivars.

The expected **canola** crop also increased by 3,8% or 2 150 tons to 59 490 tons. The area estimate for canola is 43 510 ha, with an expected yield of 1,37 t/ha.

Please note that the fifth production forecast for winter cereals for 2011 will be released on 21 December 2011.

Wintergewasse - 2011 produksie-seisoen

Koring: Die verwagte produksie vir koring is 1,808 milj. ton, 1,8% minder as die vorige skatting van 1,842 milj. ton, terwyl die verwagte opbrengs 2,99 t/ha is.

Die verwagte produksie in die Wes-Kaap en in die Noord-Kaap is onveranderd gelaat op 636 000 ton en 273 000 ton, onderskeidelik, terwyl die verwagte produksie in die Vrystaat afgeneem het met 33 750 ton of 1,8% tot 517 500 ton.

Die totale oppervlakteskatting vir koring is onveranderd gelaat op 604 700 ha.

Ander gewasse: Die produksieskatting vir **moutgars** is 251 960 ton, wat 6,06% of 14 400 ton meer is as die vorige skatting van 251 960 ton. Die oppervlakte beplant is beraam op 80 150 ha, terwyl die verwagte opbrengs 3,14 t/ha beloop. Die toename in die verwagte produksie van moutgars kan hoofsaaklik toegeskryf word aan gunstige weerstoestande in die produksiegebied (Suid Kaap), asook beter kultivars.

Die verwagte **kanola**-oes het ook toegeneem met 3,8% of 2 150 ton tot 59 490 ton. Die oppervlakteskatting vir kanola is 43 510 ha, met 'n verwagte opbrengs van 1,37 t/ha.

Neem asseblief kennis dat die vyfde produksieskatting vir wintergewasse vir 2011 op 21 Desember 2011 vrygestel sal word.

Information is available on the internet at http://www.daff.gov.za/links/crop_estimates or <http://www.sagis.org.za>, as from **15:30** on the date of the relevant meeting of the Crop Estimates Committee.

Inligting is beskikbaar op die internet by http://www.daff.gov.za/links/crop_estimates of by <http://www.sagis.org.za>, vanaf **15:30** op die dag van die toepaslike vergadering van die Oesskatting Komitee.