



crop estimates committee oesskattingskomitee

From/Van: Rodney D. Dredge
Tel: 012 319 6507 **Fax/Faks:** 012 319 6211 **E-mail/E-pos:** RodneyD@daff.gov.za

Web page/Webblad: www.daff.gov.za/crop_estimates or www.sagis.org.za/CEC: Crop Estimates

EMBARGO: 15:30



agriculture, forestry & fisheries

Department:
Agriculture, Forestry and Fisheries
REPUBLIC OF SOUTH AFRICA

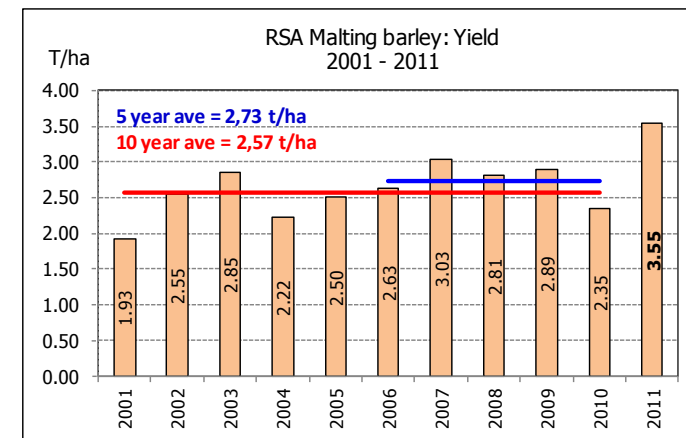
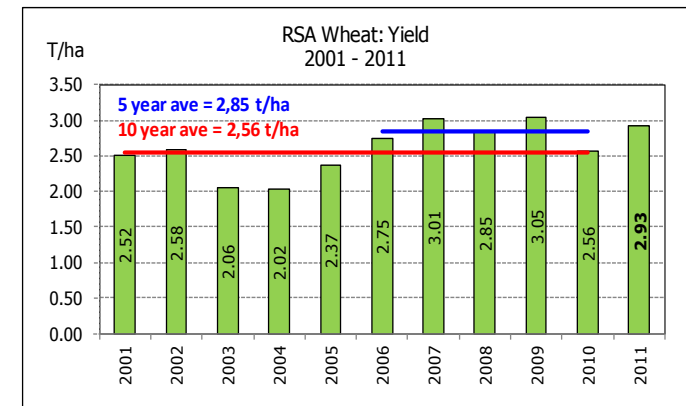
21 December 2011

**The fifth production forecast for winter cereals for the 2011 production season is hereby released. /
 Hiermee word die vyfde produksieskatting vir wintergewasse vir die 2011 produksie-seisoen vrygestel.**

WINTER CEREALS – AREA PLANTED AND FIFTH PRODUCTION FORECAST: 2011 PRODUCTION SEASON

WINTERGEWASSE – OPPERVLAK- EN VYFDE PRODUKSIESKATTING: 2011-PRODUKSIESEISOEN

CROP/GEWAS	Area planted/ Opp beplant 2011 Ha (A)	5 th forecast/ 5 ^e skatting 2011 Tons (B)	4 th forecast/ 4 ^e skatting 2011 Tons (C)	Area planted/ Opp beplant 2010 Ha (D)	Final crop/ Finale oes 2010 Tons (E)	Change/ Verandering % (B) ÷ (C)
Commercial/Kommersieel:						
Wheat/Koring	604 700	1 773 180	1 808 430	558 100	1 430 000	-2,0
Malting barley/Moutgars	80 150	284 150	275 000	82 670	194 000	+3,3
Canola/Kanola	43 510	59 490	59 490	34 820	36 900	-
Total/Totaal	728 360	2 116 820	2 142 920	675 590	1 660 900	-1,2

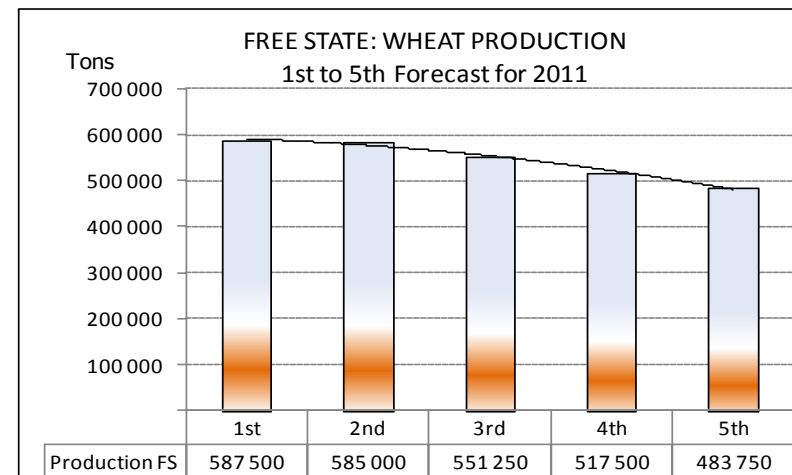
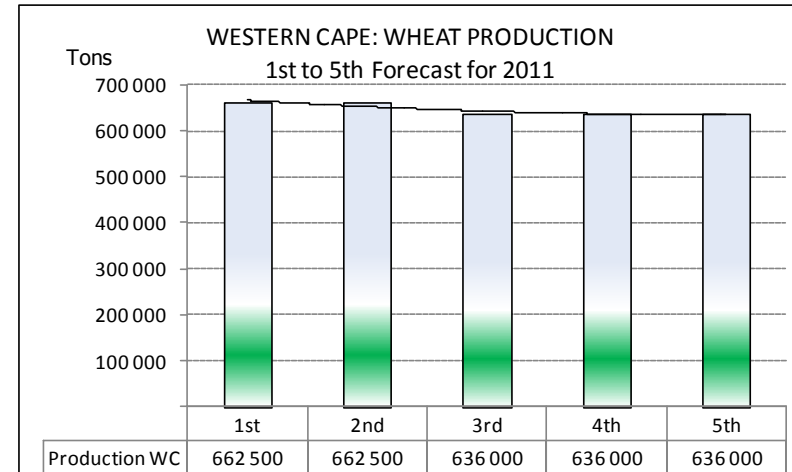


The Crop Estimates Committee comprises of the following officials from the following institutions:

Department of Agriculture, Forestry and Fisheries; Provincial Departments of Agriculture; various ARC-Institutes (Soil, Climate and Water; Small Grains Institute; and Grain Crops Institute); and Statistics SA

WHEAT – AREA PLANTED AND FIFTH PRODUCTION FORECAST: 2011 PRODUCTION SEASON
KORING – OPPERVLAK- EN VYFDE PRODUKSIESKATTING: 2011-PRODUKSIESEISOEN

Province/ Provinsie	Area planted/ Opp beplant Ha 2011	5 th forecast/ 5 ^e skatting Tons 2011	Area planted/ Opp beplant Ha 2010	Final crop/ Finale oes Tons 2010
Western Cape/Wes-Kaap	265 000	636 000	265 000	530 000
Northern Cape/Noord-Kaap	42 000	273 000	38 000	252 300
Free State/Vrystaat	225 000	483 750	204 000	378 000
Eastern Cape/Oos-Kaap	5 000	20 000	4 500	18 000
KwaZulu-Natal	7 500	36 000	6 100	30 500
Mpumalanga	5 500	30 250	4 500	23 400
Limpopo	31 000	161 200	12 500	65 000
Gauteng	1 700	10 880	1 500	9 600
North West/Noordwes	22 000	122 100	22 000	123 200
Total/Totaal	604 700	1 773 180	558 100	1 430 000



CONFIDENTIALITY ISSUES that CEC members are committed to adhere to on the day of the meeting

- Personal items such as laptops, handbags, cell phones, etc. are not allowed in the venue during the meeting
- No member is allowed to leave the meeting before 12:00 in order to prevent disclosure of the information
- The embargo time for the release of crop estimates information is 15:30
- No member is allowed to discuss crop estimates information with anyone other than a member of the Committee before the embargo time
- Only the Chairperson, or a member appointed by the Chairperson, may release the figures to the media

**AREA ESTIMATE AND FIFTH PRODUCTION ESTIMATE OF WINTER CROPS (2011) /
OPPERVLAKTE- EN VYFDE PRODUKSIESKATTING VAN WINTERGEWASSE (2011)**

21 DECEMBER 2011

Winter cereal crops - 2011 production season

Wheat: The expected production of wheat is 1,773 mill. tons, which is 2,0% less than the previous forecast of 1,808 mill. tons, whilst the expected yield is 2,93 t/ha. The main reason for the decrease in wheat production is the drought conditions that occurred during the grain-filling period, with specific reference to the Free State Province.

The expected production in the Western Cape and in the Northern Cape remained unchanged at 636 000 tons and 273 000 tons, respectively, whilst the expected production in the Free State decreased by 33 750 tons or 6,5% to 483 750 tons.

The total area estimate for wheat remained unchanged at 604 700 ha.

Other crops: The production forecast for **malting barley** is 284 150 tons, which is 3,3% or 9 150 tons more than the previous forecast of 275 000 tons. The area planted is estimated at 80 150 ha, while the expected yield is 3,55 t/ha. The increase in the expected production of malting barley can mainly be attributed to favourable weather conditions in the production areas, as well as better cultivars.

The expected **canola** crop remained unchanged at 59 490 tons. The area estimate for canola is 43 510 ha, with an expected yield of 1,37 t/ha.

Please note that the sixth production forecast for winter cereals for the 2011 production season, as well as the preliminary area estimate for summer crops for 2012 will be released on 24 January 2012 at 15:30.

Wintergewasse - 2011 produksie-seisoen

Koring: Die verwagte produksie vir koring is 1,773 milj. ton, 2,0% minder as die vorige skatting van 1,808 milj. ton, terwyl die verwagte opbrengs 2,93 t/ha is. Die hoofrede vir die daling in koringproduksie is die droogtetoestande wat voorgekom het gedurende die graanvulperiode, met spesifieke verwysing na die Vrystaat provinsie.

Die verwagte produksie in die Wes-Kaap en in die Noord-Kaap is onveranderd gelaat op 636 000 ton en 273 000 ton, onderskeidelik, terwyl die verwagte produksie in die Vrystaat afgeneem het met 33 750 ton of 6,5% tot 483 750 ton.

Die totale oppervlakteskatting vir koring is onveranderd gelaat op 604 700 ha.

Ander gewasse: Die produksieskatting vir **moutgars** is 284 150 ton, wat 3,3% of 9 150 ton meer is as die vorige skatting van 275 000 ton. Die oppervlakte beplant is beraam op 80 150 ha, terwyl die verwagte opbrengs 3,55 t/ha beloop. Die toename in die verwagte produksie van moutgars kan hoofsaaklik toegeskryf word aan gunstige weerstoestande in die produksiegebiede, asook beter kultivars.

Die verwagte **kanola**-oes is onveranderd gelaat op 59 490 ton. Die oppervlakteskatting vir kanola is 43 510 ha, met 'n verwagte opbrengs van 1,37 t/ha.

Neem asseblief kennis dat die sesde produksieskatting vir wintergewasse vir die 2011 produksieseisoen, sowel as die voorlopige oppervlakte beplant vir somergewasse vir 2012 op 24 Januarie 2012 om 15:30 vrygestel sal word.

Information is available on the internet at http://www.daff.gov.za/links/crop_estimates or <http://www.sagis.org.za>, as from 15:30 on the date of the relevant meeting of the Crop Estimates Committee.

Inligting is beskikbaar op die internet by http://www.daff.gov.za/links/crop_estimates of by <http://www.sagis.org.za>, vanaf 15:30 op die dag van die toepaslike vergadering van die Oesskattingskomitee.