



crop estimates committee oesskattingskomitee

From/Van: Rodney D. Dredge
Tel: 012 319 6507 **Fax/Faks:** 012 319 6211 **E-mail/E-pos:** CDESS@daff.gov.za

Web page/Webblad: www.daff.gov.za/crop_estimates or www.sagis.org.za/CEC: Crop Estimates

EMBARGO: 15:30



agriculture, forestry & fisheries

Department:
Agriculture, Forestry and Fisheries
REPUBLIC OF SOUTH AFRICA

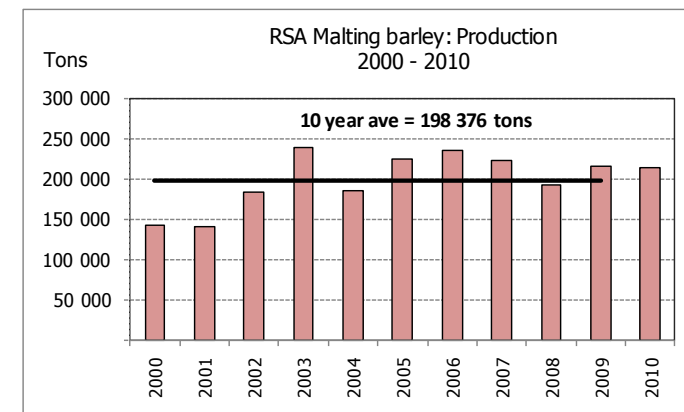
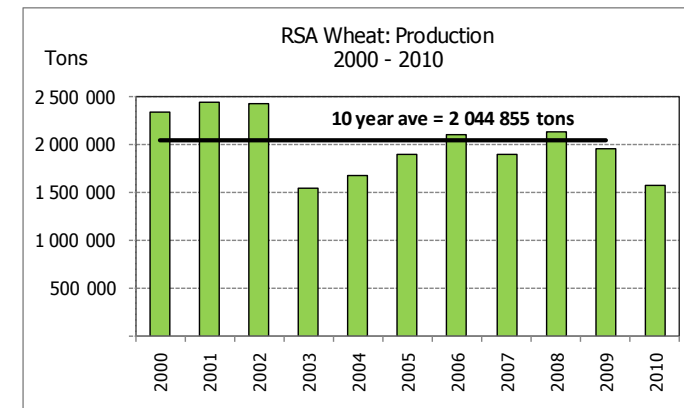
23 November 2010

**The fourth production forecast for winter cereals for the 2010 production season is hereby released. /
 Hiermee word die vierde produksieskatting vir wintergewasse vir die 2010 produksie-seisoen vrygestel.**

WINTER CEREALS – AREA PLANTED AND FOURTH PRODUCTION FORECAST: 2010 PRODUCTION SEASON

WINTERGEWASSE – OPPERVLAK- EN VIERDE PRODUKSIESKATTING: 2010-PRODUKSIESEISOEN

CROP/GEWAS	Area planted/ Opp beplant 2010 Ha (A)	4 th forecast/ 4 ^e skatting 2010 Tons (B)	3 rd forecast/ 3 ^e skatting 2010 Tons (C)	Area planted/ Opp beplant 2009 Ha (D)	Final crop/ Finale oes 2009 Tons (E)	Change/ Verandering % (B) ÷ (C)
Commercial/Kommersieel:						
Wheat/Koring	558 100	1 571 030	1 570 980	642 500	1 958 000	+0,003
Malting barley/Moutgars	82 670	214 766	218 416	74 760	216 000	-1,670
Canola/Kanola	34 820	39 650	39 650	35 060	40 350	-
Total/Totaal	675 590	1 825 446	1 829 046	752 320	2 214 350	-0,197

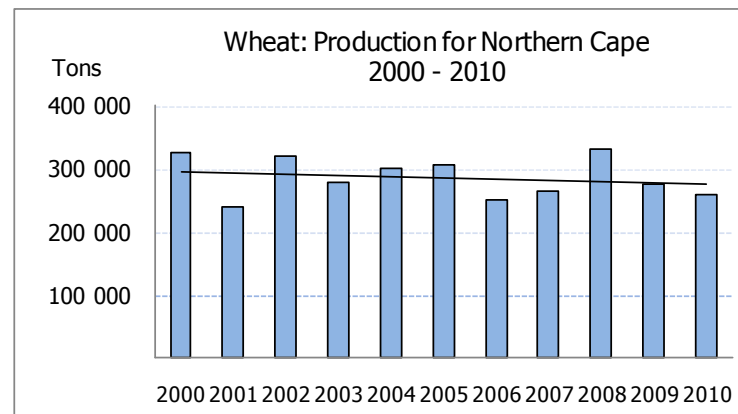
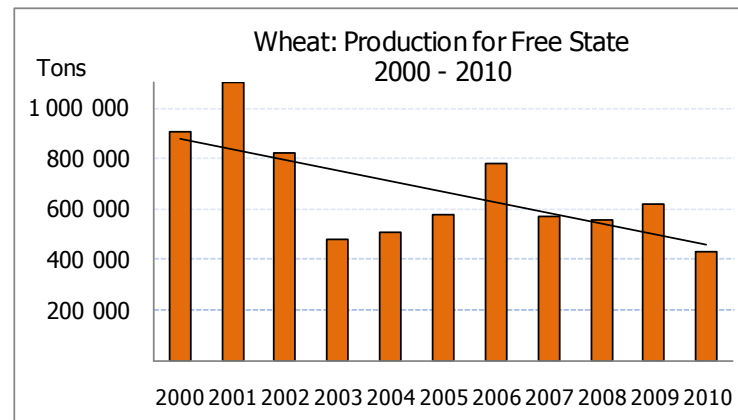
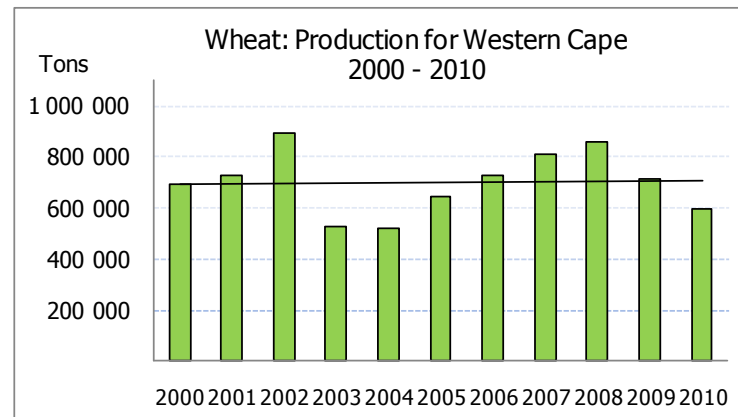


The Crop Estimates Committee comprises of the following officials:

Department of Agriculture, Forestry and Fisheries; Provincial Departments of Agriculture; various ARC-Institutes (Soil, Climate and Water; Small Grains Institute; and Grain Crops Institute), Statistics SA

WHEAT – AREA PLANTED AND FOURTH PRODUCTION FORECAST: 2010 PRODUCTION SEASON
KORING – OPPERVLAK- EN VIERDE PRODUKSIESKATTING: 2010-PRODUKSIESEISOEN

Province/ Provinsie	Area planted/ Opp beplant Ha 2010	4 th forecast/ 4 ^e skatting Tons 2010	Area planted/ Opp beplant Ha 2009	Final crop/ Finale oes Tons 2009
Western Cape/Wes-Kaap	265 000	596 250	300 000	714 000
Northern Cape/Noord-Kaap	38 000	260 300	44 000	277 200
Free State/Vrystaat	204 000	428 400	235 000	622 000
Eastern Cape/Oos-Kaap	4 500	19 350	5 000	20 000
KwaZulu-Natal	6 100	32 330	7 000	35 000
Mpumalanga	4 500	25 650	7 500	41 200
Limpopo	12 500	72 500	18 000	99 000
Gauteng	1 500	9 750	2 000	12 800
North West/Noordwes	22 000	126 500	24 000	136 800
Total/Totaal	558 100	1 571 030	642 500	1 958 000



CONFIDENTIALITY ISSUES that CEC members are committed to adhere to on the day of the meeting

- Personal items such as laptops, handbags, cell phones, etc. are not allowed in the venue during the meeting
- No member is allowed to leave the meeting before 12:00 in order to prevent disclosure of the information
- The embargo time for the release of crop estimates information is 14:30
- No member is allowed to discuss crop estimates information with anyone other than a member of the Committee before the embargo time
- Only the Chairperson, or a member appointed by the Chairperson, may release the figures to the media

**FOURTH PRODUCTION FORECAST OF WINTER CROPS (2010 PRODUCTION SEASON) /
VIERDE PRODUKSIESKATTING VAN WINTERGEWASSE (2010 PRODUKSIE-SEISOEN)
23 NOVEMBER 2010**

Winter cereal crops - 2010 production season

Wheat: The expected production of wheat is 1,571 mill. tons, which is 50 tons more than the previous forecast, with an expected yield of 2,81 t/ha. The expected production in the Western Cape is 596 250 tons, which is the same than the previous forecast. The expected production in the Free State also remained unchanged at 428 400 tons, and in the Northern Cape, the expected production is 260 300 tons, which is 3 800 tons higher than the previous forecast.

The area estimate for wheat remained unchanged at 558 100 ha.

Other crops: The production forecast for **malting barley** is 214 766 tons, which is 1,67 % or 3 650 tons lower than the previous forecast of 218 416 tons. The area planted is estimated at 82 670 ha, while the expected yield is 2,60 t/ha.

The expected canola crop is 39 650 tons, which is the same than the previous forecast. The area estimate for canola also remained unchanged at 34 820 ha, while the expected yield is 1,14 t/ha.

Please note that the fifth production forecast for winter cereals for the 2010 production season will be released on 21 December 2010 at 15:30.

Wintergewasse - 2010 produksie-seisoen

Koring: Die verwagte produksie vir koring is 1,571 milj. ton, wat 50 ton meer is as die vorige skatting, met 'n verwagte opbrengs van 2,81 t/ha. Die verwagte produksie in die Wes-Kaap is 596 250 ton, wat dieselfde is as die vorige skatting. Die verwagte produksie in die Vrystaat is ook onveranderd gelaat op 428 400 ton, en in die Noord-Kaap is die verwagte produksie 260 300 ton, wat 3 800 ton hoër is as die vorige skatting.

Die oppervlakteskatting vir koring is onveranderd gelaat op 558 100 ha.

Ander gewasse: Die produksieskatting vir **moutgars** is 214 766 ton, wat 1,67 % of 3 650 ton laer is as die vorige skatting van 218 416 ton. Die oppervlakte beplant word beraam op 82 670 ha, terwyl die verwagte opbrengs 2,60 t/ha beloop.

Die verwagte kanola-oes is 39 650 ton, wat dieselfde is as die vorige skatting. Die oppervlakteskatting vir kanola is ook onveranderd gelaat op 34 820 ha, terwyl die verwagte opbrengs 1,14 t/ha beloop.

Neem asseblief kennis dat die vyfde produksieskatting vir wintergewasse vir die 2010 produksieseisoen op 21 Desember 2010 om 15:30 vrygestel sal word.

Information is available on the internet at:

[http://www.daff.gov.za/links/crop estimates](http://www.daff.gov.za/links/crop_estimates) or <http://www.sagis.org.za>.

Inligting is beskikbaar op die internet by:

[http://www.daff.gov.za/links/crop estimates](http://www.daff.gov.za/links/crop_estimates) of <http://www.sagis.org.za>.