



OESSKATTINGSKOMITEE

CROP ESTIMATES COMMITTEE

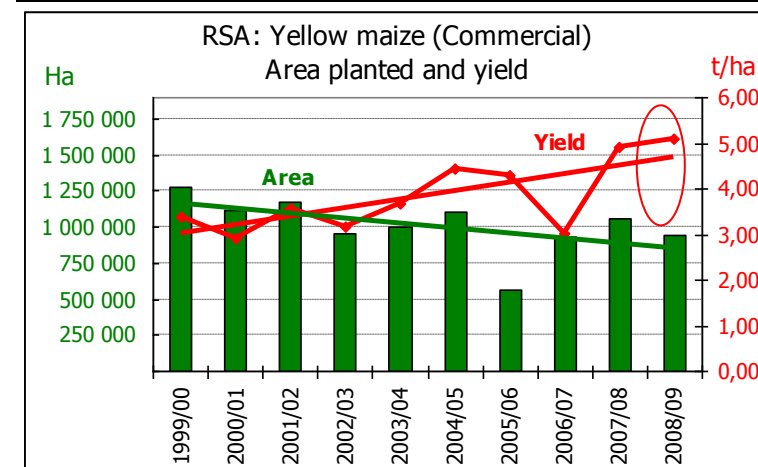
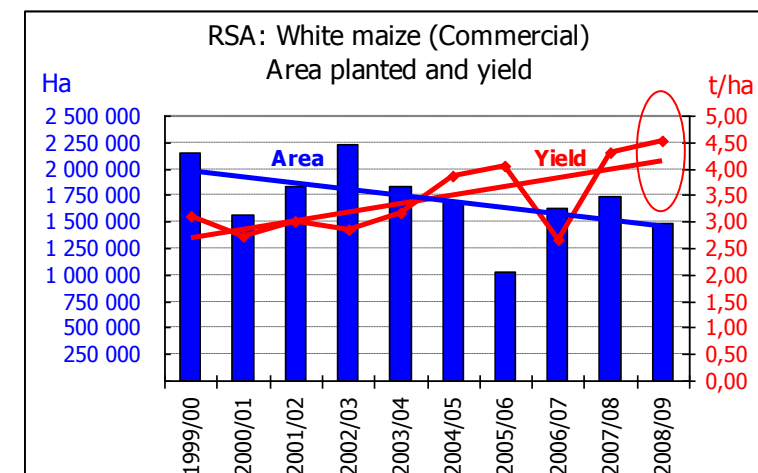
Privaatsak/
Private Bag X246
PRETORIA
0001

Van/From: Rodney D. Dredge
Tel: 012 319 6507 **Faks/Fax:** 012 319 6211 **E-pos/E-mail:** CDESS@nda.agric.za
Webblad/Web page: www.doa.agric.za/links/crop_estimates or www.sagis.org.za/CEC: Crop Estimates
EMBARGO: 14:30

26 Mei/ May 2009

SOMERGEWASSE – VIERDE PRODUKSIESKATTING VAN SOMERGEWASSE: 2008/09-PRODUKSIESEISOEN
SUMMER CROPS – FOURTH PRODUCTION FORECAST OF SUMMER CROPS: 2008/09 PRODUCTION SEASON

GEWAS/CROP	Opp beplant/ Area planted 2008/09 Ha (A)	4 ^{de} skatting/ 4 th forecast 2008/09 Tons (B)	3 ^{de} skatting/ 3 rd forecast 2008/09 Tons (C)	Opp beplant/ Area planted 2007/08 Ha (D)	Finale oes/ Final crop 2007/08 Tons (E)	Verandering/ Change % (B) ÷ (C)
Kommersiële/Commercial:						
Witmielies/White maize	1 489 000	6 735 300	6 542 200	1 737 000	7 480 000	+2,95
Geelmielies/Yellow maize	938 500	4 778 650	4 659 300	1 062 000	5 220 000	+2,56
Mielies/Maize	2 427 500	11 513 950	11 201 500	2 799 000	12 700 000	+2,79
Sonneblomsaad/Sunflower seed	635 800	875 280	875 280	564 300	872 000	-
Sojabone/Soya-beans	229 750	429 860	405 035	165 400	282 000	+6,13
Grondbone/Groundnuts	54 550	96 060	96 060	54 200	88 800	-
Sorghum	85 500	261 900	260 250	86 800	255 000	+0,63
Droëbone/Dry beans	43 800	63 230	63 780	43 800	58 975	-0,86
TOTAAL/TOTAL	3 476 900	13 240 280	12 901 905	3 713 500	14 256 775	+2,62



WIT- EN GEELMIELIES – VIERDE PRODUKSIESKATTING: 2008/09-PRODUKSIESEISOEN

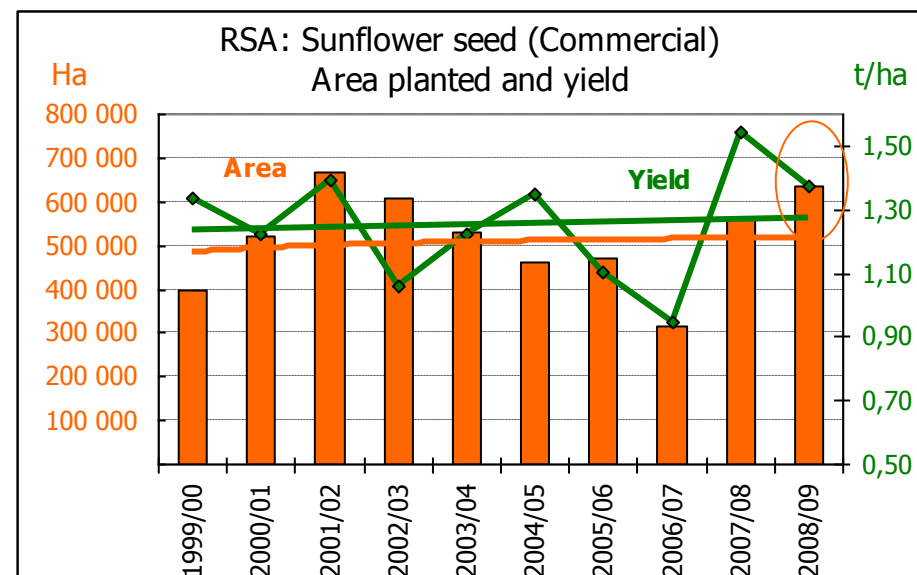
WHITE AND YELLOW MAIZE – FOURTH PRODUCTION FORECAST: 2008/09 PRODUCTION SEASON

Provinsie/ Province	Oppervlakte beplant/ Area planted 2008/09			4 ^{de} skatting/ 4 th forecast 2008/09			Oppervlakte beplant/ Area planted 2007/08			Finale oes/ Final crop 2007/08		
	Wit/ White Ha	Geel/ Yellow Ha	Totaal/ Total Ha	Wit/ White Tons	Geel/ Yellow Tons	Totaal/ Total Tons	Wit/ White Ha	Geel/ Yellow Ha	Totaal/ Total Ha	Wit/ White Tons	Geel/ Yellow Tons	Totaal/ Total Tons
Wes-Kaap/Western Cape	1 500	3 500	5 000	15 000	35 000	50 000	1 000	3 000	4 000	10 000	30 000	40 000
Noord-Kaap/Northern Cape	2 500	48 000	50 500	28 750	552 000	580 750	3 000	52 000	55 000	36 000	626 000	662 000
Vrystaat/Free State	565 000	390 000	955 000	2 627 250	1 696 500	4 323 750	690 000	480 000	1 170 000	2 978 000	1 950 000	4 928 000
Oos-Kaap/Eastern Cape	3 000	13 000	16 000	15 900	71 500	87 400	3 000	13 000	16 000	15 000	70 000	85 000
KwaZulu-Natal	40 000	42 000	82 000	240 000	260 400	500 400	41 000	42 000	83 000	237 000	252 000	489 000
Mpumalanga	215 000	262 000	477 000	1 290 000	1 441 000	2 731 000	268 000	250 000	518 000	1 475 000	1 400 000	2 875 000
Limpopo	33 000	15 000	48 000	171 600	72 000	243 600	41 000	16 000	57 000	164 000	60 000	224 000
Gauteng	69 000	30 000	99 000	358 800	144 000	502 800	80 000	36 000	116 000	400 000	168 000	568 000
Noordwes/North West	560 000	135 000	695 000	1 988 000	506 250	2 494 250	610 000	170 000	780 000	2 165 000	664 000	2 829 000
Totaal/Total	1 489 000	938 500	2 427 500	6 735 300	4 778 650	11 513 950	1 737 000	1 062 000	2 799 000	7 480 000	5 220 000	12 700 000

SONNEBLOMSAAD – VIERDE PRODUKSIESKATTING: 2008/09-PRODUKSIESEISOEN

SUNFLOWER SEED – FOURTH PRODUCTION FORECAST: 2008/09 PRODUCTION SEASON

Provinsie/ Province	Opp beplant/ Area planted Ha 2008/09	4 ^{de} skatting/ 4 th forecast Tons 2008/09	Opp beplant/ Area planted Ha 2007/08	Finale oes/ Final crop Tons 2007/08
Wes-Kaap/Western Cape	700	700	600	540
Noord-Kaap/Northern Cape	500	1 250	400	900
Vrystaat/Free State	280 000	420 000	270 000	459 000
Oos-Kaap/Eastern Cape	600	780	300	360
KwaZulu-Natal	-	-	-	-
Mpumalanga	27 000	40 500	17 000	25 500
Limpopo	90 000	90 000	70 000	77 000
Gauteng	7 000	11 550	6 000	8 700
Noordwes/North West	230 000	310 500	200 000	300 000
Totaal/Total	635 800	875 280	564 300	872 000



SOJABONE – VIERDE PRODUKSIESKATTING: 2008/09-PRODUKSIESEISOEN**SOYA-BEANS – FOURTH PRODUCTION FORECAST: 2008/09 PRODUCTION SEASON**

Provinsie/ Province	Opp beplant/ Area planted Ha 2008/09	4 ^{de} skatting/ 4 th forecast Tons 2008/09	Opp beplant/ Area planted Ha 2007/08	Finale oes/ Final crop Tons 2007/08
Wes-Kaap/Western Cape	-	-	-	-
Noord-Kaap/Northern Cape	750	2 250	500	1 750
Vrystaat/Free State	55 000	82 500	48 000	64 500
Oos-Kaap/Eastern Cape	800	1 600	500	750
KwaZulu-Natal	27 000	64 800	17 500	44 000
Mpumalanga	120 000	216 000	82 000	128 000
Limpopo	13 000	35 750	7 500	22 500
Gauteng	6 700	10 385	3 400	5 500
Noordwes/North West	6 500	16 575	6 000	15 000
Totaal/Total	229 750	429 860	165 400	282 000

SORGHUM – VIERDE PRODUKSIESKATTING: 2008/09-PRODUKSIESEISOEN**SORGHUM – FOURTH PRODUCTION FORECAST: 2008/09 PRODUCTION SEASON**

Provinsie/ Province	Opp beplant/ Area planted Ha 2008/09	4 ^{de} skatting/ 4 th forecast Tons 2008/09	Opp beplant/ Area planted Ha 2007/08	Finale oes/ Final crop Tons 2007/08
Wes-Kaap/Western Cape	-	-	-	-
Noord-Kaap/Northern Cape	-	-	-	-
Vrystaat/Free State	55 000	165 000	50 000	142 500
Oos-Kaap/Eastern Cape	-	-	-	-
KwaZulu-Natal	300	900	300	850
Mpumalanga	16 500	59 400	19 000	61 750
Limpopo	8 000	22 000	12 000	36 000
Gauteng	700	2 100	900	2 700
Noordwes/North West	5 000	12 500	4 600	11 200
Totaal/Total	85 500	261 900	86 800	255 000

GRONDBONE – VIERDE PRODUKSIESKATTING: 2008/09-PRODUKSIESEISOEN**GROUNDNUTS – FOURTH PRODUCTION FORECAST: 2008/09 PRODUCTION SEASON**

Provinsie/ Province	Opp beplant/ Area planted Ha 2008/09	4 ^{de} skatting/ 4 th forecast Tons 2008/09	Opp beplant/ Area planted Ha 2007/08	Finale oes/ Final crop Tons 2007/08
Wes-Kaap/Western Cape	-	-	-	-
Noord-Kaap/Northern Cape	10 000	30 000	7 000	21 500
Vrystaat/Free State	21 500	32 250	25 500	35 700
Oos-Kaap/Eastern Cape	-	-	-	-
KwaZulu-Natal	-	-	50	80
Mpumalanga	-	-	-	-
Limpopo	3 000	6 750	2 600	5 810
Gauteng	50	60	50	60
Noordwes/North West	20 000	27 000	19 000	25 650
Totaal/Total	54 550	96 060	54 200	88 800

DROËBONE – VIERDE PRODUKSIESKATTING: 2008/09-PRODUKSIESEISOEN**DRY BEANS – FOURTH PRODUCTION FORECAST: 2008/09 PRODUCTION SEASON**

Provinsie/ Province	Opp beplant/ Area planted Ha 2008/09	4 ^{de} skatting/ 4 th forecast Tons 2008/09	Opp beplant/ Area planted Ha 2007/08	Finale oes/ Final crop Tons 2007/08
Wes-Kaap/Western Cape	100	280	100	250
Noord-Kaap/Northern Cape	100	250	200	600
Vrystaat/Free State	18 000	25 200	16 500	21 450
Oos-Kaap/Eastern Cape	200	300	-	-
KwaZulu-Natal	3 000	4 800	3 500	5 950
Mpumalanga	10 500	15 750	12 500	15 000
Limpopo	4 500	6 750	4 000	6 800
Gauteng	3 400	5 100	3 500	5 075
Noordwes/North West	4 000	4 800	3 500	3 850
Totaal/Total	43 800	63 230	43 800	58 975

**FOURTH PRODUCTION FORECAST OF SUMMER CROPS/
VIERDE PRODUKSIESKATTING VAN SOMERGEWASSE
26 MAY/ MEI 2009**

Summer field crops – 2008/09 production season

Commercial maize: The size of the expected commercial maize crop has been set at 11,514 million tons, which is 312 450 tons higher than the previous forecast of 11,202 million tons. The area estimate for maize also increased slightly to 2,428 mill. ha, while the expected yield is 4,74 t/ha.

The production forecast of white maize is 6,735 mill. tons, which is 193 100 tons more than the 6,542 mill. tons of the previous forecast. The area estimate for white maize is 1,489 mill. ha, while the expected yield is 4,52 t/ha. In the case of yellow maize the production forecast is 4,779 mill. tons, which is 119 350 tons more than the 4,659 mill. tons of the previous forecast. The area estimate for yellow maize is 938 500 ha and the expected yield is 5,09 t/ha.

The area estimates for maize are to a large extent based on the Producer Independent Crop Estimation System (PICES) as undertaken by the National Crop Statistics Consortium (NCSC), which is led by the ARC. The yields for the Free State, Mpumalanga and North West are also based on objective yield survey results obtained from the NCSC.

Sunflower seed: The production forecast for sunflower seed remained unchanged at 875 280 tons. The estimated area planted to sunflower seed also remained unchanged at 635 800 ha and the yield is 1,38 t/ha.

Other crops: The production forecast for **soya-beans** has been set at 429 860 tons, which is 24 825 tons higher than the previous forecast of 405 035 tons. The area planted to soya-beans also increased slightly to 229 750 ha, with an expected yield of 1,87 t/ha.

The expected **groundnut** crop remained unchanged at 96 060 tons. The area estimate also remained unchanged at 54 550 ha and the expected yield is 1,76 t/ha.

The production forecast for **sorghum** is 261 900 tons, which is 1 650 tons higher than the 260 250 tons of the previous forecast. The area estimate for sorghum remained unchanged at 85 500 ha. The expected yield is 3,06 t/ha.

In the case of **dry beans** the production forecast is 63 230 tons, which is 550 tons less than the 63 780 tons of the previous forecast. The area estimate was decreased by 1 000 ha to 43 800 ha. The expected yield is 1,44 t/ha.

Please note that the fifth production forecast for summer field crops for the 2008/09 production season, will be released on 24 June 2009.

Information is available on the internet at [http://www.doa.agric.za/links/crop estimates](http://www.doa.agric.za/links/crop_estimates) or <http://www.sagis.org.za>, as from **14:30 on the date of the relevant meeting of the Crop Estimates Committee.**

Somergewasse – 2008/09 produksie-seisoen

Kommersiële mielies: Die grootte van die verwagte kommersiële mielie-oes is op 11,514 milj. ton gestel, wat 312 450 ton hoër is as die vorige skatting van 11,202 milj. ton. Die skatting van die oppervlakte onder mielies is ook effens hoër en beloop 2,428 milj. ha, terwyl die verwagte opbrengs 4,74 t/ha is.

Die produksieskatting van witmielies is 6,735 milj. ton, wat 193 100 ton meer is as die 6,542 milj. ton van die vorige skatting. Die oppervlakte onder witmielies is 1,489 milj. ha, terwyl die verwagte opbrengs 4,52 t/ha is. In die geval van geelmielies is die produksieskatting 4,779 milj. ton wat 119 350 ton meer is as die 4,659 milj. ton van die vorige skatting. Die oppervlak onder geelmielies is 938 500 ha en die verwagte opbrengs is 5,09 t/ha.

Die oppervlakteskattings vir mielies is hoofsaaklik gebaseer op die Produsente Onafhanklike Oesskattingstelsel ("PICES") soos deur die LNR-geleide Konsortium gerapporteer. Die opbrengste vir Vrystaat, Mpumalanga en Noordwes is ook gebaseer op die objektiewe opbrengs resultate verkry vanaf die LNR-geleide Konsortium se opname.

Sonneblomsaad: Die produksieskatting vir sonneblomsaad is onveranderd gelaat op 875 280 ton. Die geskatte oppervlakte beplant met sonneblomsaad is ook onveranderd gelaat op 635 800 ha en die verwagte opbrengs is 1,38 t/ha.

Ander gewasse: Die produksieskatting van **sojabone** is op 429 860 ton gestel, wat 24 825 ton hoër is as die vorige skatting van 405 035 ton. Die geskatte oppervlakte beplant met sojabone is ook effens hoër en beloop 229 750 ha met die verwagte opbrengs op 1,87 t/ha.

Die verwagte **grondbone**-oes is onveranderd gelaat op 96 060 ton. Die oppervlakteskatting is ook onveranderd gelaat op 54 550 ha en die verwagte opbrengs is 1,76 t/ha.

Die produksieskatting van **sorghum** is 261 900 ton wat 1 650 ton hoër is as die 260 250 ton van die vorige skatting. Die oppervlakteskatting vir sorghum is onveranderd gelaat op 85 500 ha. Die verwagte opbrengs is 3,06 t/ha.

In die geval van **droëbone** is die produksieskatting 63 230 ton, wat 550 ton minder is as die 63 780 ton van die vorige skatting. Die geskatte oppervlakte beplant is afwaarts aangepas met 1 000 ha na 43 800 ha. Die verwagte opbrengs is 1,44 t/ha.

Neem asseblief kennis dat die vyfde produksieskatting vir somergewasse vir die 2008/09 produksieseisoen, op 24 Junie 2009 vrygestel sal word.

Inligting is beskikbaar op die internet by [http://www.doa.agric.za/links/crop estimates](http://www.doa.agric.za/links/crop_estimates) of by <http://www.sagis.org.za>, vanaf **14:30 op die dag van die toepaslike vergadering van die Oesskattingskomitee.**