



crop estimates committee oesskattingskomitee

From/Van: Mr Baldwin Netshifhefhe
Tel: 012 319 8043/32 • E-mail/E-pos: BaldwinN@dalrrd.gov.za

Web page/Webblad: www.dalrrd.gov.za/old_website/statistics and economic reports or
www.saqis.org.za/CEC: Crop Estimates EMBARGO: 14:30



agriculture, land reform
& rural development

Department:
Agriculture, Land Reform and Rural Development
REPUBLIC OF SOUTH AFRICA

The area planted estimate and eighth production forecast for summer crops for 2024 is hereby released.
Hiermee word die oppervlakte- en agtste produksieskatting vir somergewasse vir 2024 vrygestel.

SUMMER CROPS – AREA PLANTED AND EIGHTH PRODUCTION FORECAST: 2024

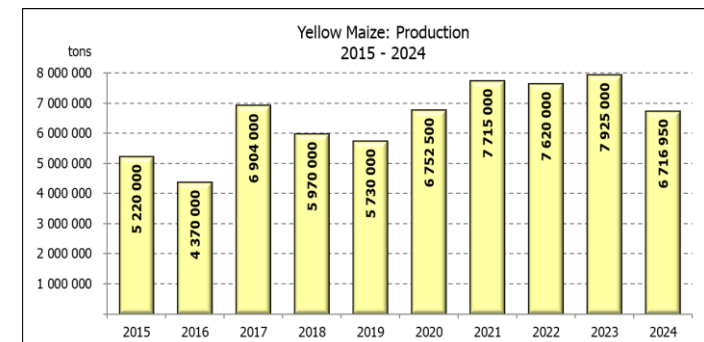
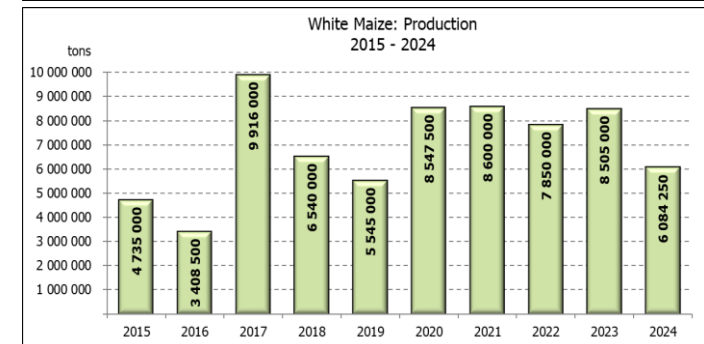
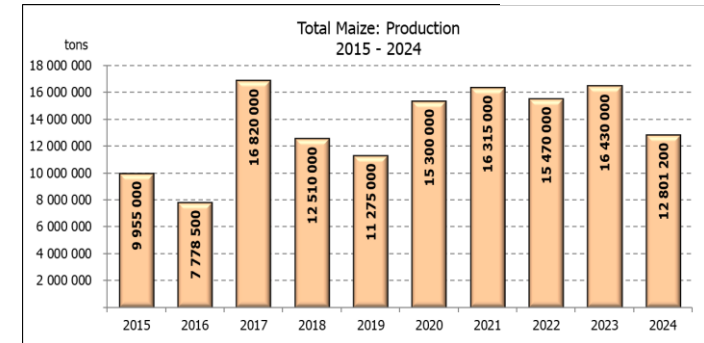
SOMERGEWASSE – OPPERVLAKTE EN AGTSTE PRODUKSIESKATTING: 2024

CROP/GEWAS	Area planted/ Opp beplant 2024 Ha (A)	8 th forecast/ 8 ^{ste} skatting 2024 Tons (B)	7 th forecast/ 7 ^{de} skatting 2024 Tons (C)	Area planted/ Opp beplant 2023 Ha (D)	Final crop/ Finale oes 2023 Tons (E)	Change/ Verandering % (B) ÷ (C)
Commercial/Kommersieël:						
White maize/Witmielies	1 554 750	6 084 250	6 188 100	1 521 300	8 505 000	-1,68%
Yellow maize/Geelmielies	1 081 500	6 716 950	6 871 850	1 064 800	7 925 000	-2,25%
Total Maize/Totale Mielies	2 636 250	12 801 200	13 059 950	2 586 100	16 430 000	-1,98%
Sunflower seed/Sonneblomsaad	529 000	635 750	649 250	555 700	720 000	-2,08%
Soybeans/Sojabone	1 150 500	1 810 790	1 778 790	1 148 300	2 770 000	1,80%
Groundnuts/Grondbone	41 200	51 745	52 645	31 300	53 000	-1,71%
Sorghum	42 100	95 830	95 830	34 000	94 360	0,00%
Dry beans/Droëbone	39 550	50 495	50 495	36 650	50 260	0,00%
TOTAL/TOTAAL	4 438 600	15 445 810	15 686 960	4 392 050	20 117 620	-1,54%
Non-Commercial Maize/Nie-Kommersieële Mielies						
Total Maize/Totale Mielies	347 000	575 000	575 000	358 620	664 040	0,00%
Maize/Mielies: Commercial/Kommersieël + Non-Commercial/Nie-Kommersieël						
Total Maize RSA/Totaal Mielies RSA	2 983 250	13 376 200	13 634 950	2 944 720	17 094 040	-1,90%

Note: Estimate is for calendar year, e.g. production season 2023/24 = 2024

Nota: Skatting is vir kalenderjaar, bv. produksie-seisoen 2023/24 = 2024

26 September 2024



The Crop Estimates Committee comprises officials of the following institutions:

Department of Agriculture, Land Reform and Rural Development; Provincial Departments of Agriculture; various ARC-Institutes (Soil, Climate and Water; Small Grains Institute; and Grain Crops Institute); BFAP and Statistics SA.

WHITE AND YELLOW MAIZE – AREA PLANTED AND EIGHTH PRODUCTION FORECAST: 2024

WIT- EN GEELMIELIES – OPPERVLAKTE EN AGTSTE PRODUKSIESKATTING: 2024

Provinsie/ Province	Area planted/ Oppervlakte beplant 2024			8 th forecast/ 8 ^{ste} skatting 2024			Area planted/ Oppervlakte beplant 2023			Final crop/ Finale oes 2023		
	White/ Wit Ha	Yellow/ Geel Ha	Total/ Totaal Ha	White/ Wit Tons	Yellow/ Geel Tons	Total/ Totaal Tons	White/ Wit Ha	Yellow/ Geel Ha	Total/ Totaal Ha	White/ Wit Tons	Yellow/ Geel Tons	Total/ Totaal Tons
Western Cape/Wes-Kaap	250	3 500	3 750	2 300	32 200	34 500	250	3 500	3 750	2 375	33 000	35 375
Northern Cape/Noord-Kaap	1 500	42 000	43 500	18 900	648 900	667 800	1 000	43 500	44 500	12 500	696 000	708 500
Free State/Vrystaat	835 000	415 000	1 250 000	3 381 750	1 971 250	5 353 000	780 000	401 000	1 181 000	4 446 000	2 696 000	7 142 000
Eastern Cape/Oos-Kaap	6 000	27 000	33 000	40 800	191 700	232 500	5 750	25 000	30 750	40 250	192 500	232 750
KwaZulu-Natal	47 000	67 000	114 000	286 700	576 200	862 900	49 000	65 000	114 000	298 900	537 000	835 900
Mpumalanga	160 000	360 000	520 000	992 000	2 448 000	3 440 000	156 500	352 000	508 500	1 032 900	2 596 000	3 628 900
Limpopo	11 000	15 000	26 000	74 800	120 000	194 800	16 800	22 800	39 600	114 075	187 000	301 075
Gauteng	54 000	62 000	116 000	297 000	409 200	706 200	56 000	52 000	108 000	364 000	392 500	756 500
North West/Noordwes	440 000	90 000	530 000	990 000	319 500	1 309 500	456 000	100 000	556 000	2 194 000	595 000	2 789 000
Total/Totaal	1 554 750	1 081 500	2 636 250	6 084 250	6 716 950	12 801 200	1 521 300	1 064 800	2 586 100	8 505 000	7 925 000	16 430 000

SUNFLOWER SEED – AREA PLANTED AND EIGHTH PRODUCTION FORECAST: 2024

SONNEBLMSAAD – OPPERVLAKTE EN AGTSTE PRODUKSIESKATTING: 2024

Province/ Provinsie	Area planted/ Opp beplant Ha 2024	8 th forecast/ 8 ^{ste} skatting Tons 2024	Area planted/ Opp beplant Ha 2023	Final crop/ Finale oes Tons 2023
Western Cape/Wes-Kaap	0	0	0	0
Northern Cape/Noord-Kaap	2 000	4 600	2 500	6 250
Free State/Vrystaat	255 000	357 000	290 000	402 000
Eastern Cape/Oos-Kaap	700	1 400	700	1 400
KwaZulu-Natal	300	600	300	600
Mpumalanga	3 500	4 900	5 000	7 140
Limpopo	90 000	63 000	100 000	75 000
Gauteng	2 500	3 000	2 200	2 860
North West/Noordwes	175 000	201 250	155 000	224 750
Total/Totaal	529 000	635 750	555 700	720 000

SOYBEANS – AREA PLANTED AND EIGHTH PRODUCTION FORECAST: 2024

SOJABONE – OPPERVLAKTE EN AGTSTE PRODUKSIESKATTING: 2024

Province/ Provinsie	Area planted/ Opp beplant Ha 2024	8 th forecast/ 8 ^{ste} skatting Tons 2024	Area planted/ Opp beplant Ha 2023	Final crop/ Finale oes Tons 2023
Western Cape/Wes-Kaap	0	0	0	0
Northern Cape/Noord-Kaap	1 200	4 380	1 000	3 750
Free State/Vrystaat	545 000	681 250	565 000	1 330 000
Eastern Cape/Oos-Kaap	5 300	14 310	4 300	12 900
KwaZulu-Natal	47 000	169 200	44 000	163 000
Mpumalanga	320 000	608 000	305 000	671 000
Limpopo	21 000	71 400	26 000	88 500
Gauteng	56 000	84 000	48 000	105 600
North West/Noordwes	155 000	178 250	155 000	395 250
Total/Totaal	1 150 500	1 810 790	1 148 300	2 770 000

GROUNDNUTS – AREA PLANTED AND EIGHTH PRODUCTION FORECAST: 2024**GRONDBONE – OPPERVLAKTE EN AGTSTE PRODUKSIESKATTING: 2024**

Province/ Provinsie	Area planted/ Opp beplant Ha 2024	8 th forecast/ 8 ^{ste} skatting Tons 2024	Area planted/ Opp beplant Ha 2023	Final crop/ Finale oes Tons 2023
Western Cape/Wes-Kaap	0	0	0	0
Northern Cape/Noord-Kaap	4 200	8 610	2 000	5 300
Free State/Vrystaat	17 000	26 350	12 300	21 000
Eastern Cape/Oos-Kaap	0	0	0	0
KwaZulu-Natal	300	495	0	0
Mpumalanga	0	0	0	0
Limpopo	1 700	4 590	2 000	4 700
Gauteng	0	0	0	0
North West/Noordwes	18 000	11 700	15 000	22 000
Total/Totaal	41 200	51 745	31 300	53 000

SORGHUM – AREA PLANTED AND EIGHTH PRODUCTION FORECAST: 2024**SORGHUM – OPPERVLAKTE EN AGTSTE PRODUKSIESKATTING: 2024**

Province/ Provinsie	Area planted/ Opp beplant Ha 2024	8 th forecast/ 8 ^{ste} skatting Tons 2024	Area planted/ Opp beplant Ha 2023	Final crop/ Finale oes Tons 2023
Western Cape/Wes-Kaap	0	0	0	0
Northern Cape/Noord-Kaap	0	0	0	0
Free State/Vrystaat	11 500	18 400	5 200	14 820
Eastern Cape/Oos-Kaap	100	300	0	0
KwaZulu-Natal	100	350	100	400
Mpumalanga	8 300	35 690	8 500	35 275
Limpopo	18 000	35 100	15 500	33 325
Gauteng	100	390	100	420
North West/Noordwes	4 000	5 600	4 600	10 120
Total/Totaal	42 100	95 830	34 000	94 360

DRY BEANS – AREA PLANTED AND EIGHTH PRODUCTION FORECAST: 2024**DROëBONE – OPPERVLAKTE EN AGTSTE PRODUKSIESKATTING: 2024**

Province/ Provinsie	Area planted/ Opp beplant Ha 2024	8 th forecast/ 8 ^{ste} skatting Tons 2024	Area planted/ Opp beplant Ha 2023	Final crop/ Finale oes Tons 2023
Western Cape/Wes-Kaap	100	220	100	180
Northern Cape/Noord-Kaap	500	900	450	990
Free State/Vrystaat	13 500	10 800	14 000	13 300
Eastern Cape/Oos-Kaap	200	440	200	360
KwaZulu-Natal	2 100	2 730	2 100	3 150
Mpumalanga	2 600	4 680	5 000	7 000
Limpopo	12 200	23 790	8 000	16 000
Gauteng	850	935	800	880
North West/Noordwes	7 500	6 000	6 000	8 400
Total/Totaal	39 550	50 495	36 650	50 260

CONFIDENTIALITY ISSUES that CEC members are committed to adhere to on the day of the meeting

- Personal items such as laptops, handbags, cell phones, etc. are not allowed in the venue during the meeting
- No member is allowed to leave the meeting before 12:00 in order to prevent disclosure of the information
- The embargo time for the release of crop estimates information is 14:30
- No member is allowed to discuss crop estimates information with anyone other than a member of the Committee before the embargo time
- Only the Chairperson, or a member appointed by the Chairperson, may release the figures to the media
- Members must regard the detail of any information that was collected for and/or discussed during the meeting, as confidential
- Individual information received for crop estimate purposes is treated strictly confidential, and is not divulged for any other purposes

**AREA ESTIMATE AND EIGHTH PRODUCTION FORECAST OF SUMMER CROPS (2024 PRODUCTION SEASON)/
OPPERVLAKTE- EN AGTSTE PRODUKSIESKATTING VIR SOMERGEWASSE (2024 PRODUKSIE-SEISOEN)
26 SEPTEMBER 2024**

Summer field crops – 2024

Commercial maize: The size of the expected commercial **maize crop** has been set at 12,801 mill. tons, which is 1,98% or 258 750 tons less than the previous forecast of 13,060 mill. tons. The expected yield for maize is 4,86 t/ha.

The estimated maize crop is 22,09% or 3,629 mill. tons smaller than the 2023 crop. The three main maize producing areas, namely the Free State, Mpumalanga and North West provinces are expected to produce 79% of the 2024 crop.

The production forecast of **white maize** is 6,084 mill. tons, which is 1,68% or 103 850 tons less than the previous forecast of 6,188 mill. tons. The area estimate for white maize is 1,555 mill. ha and the expected yield is 3,91 t/ha.

In the case of **yellow maize**, the production forecast is 6,717 mill. tons, which is 2,25% or 154 900 tons less than the 6,872 mill. tons of the previous forecast. The area estimate for yellow maize is 1,082 mill. ha and the yield is 6,21 t/ha.

The main reason for the decrease in the production forecast for *white and yellow maize* is due to fewer producer deliveries (as reported by SAGIS), as opposed to what the Committee indicated during August 2024.

Other summer crops:

Sunflower seed: The production forecast for sunflower seed is 635 750 tons, which is 2,08% or 13 500 less than the previous forecast of 649 250 tons. The area estimate for sunflower seed is 529 000 ha, while the expected yield is 1,20 t/ha.

Other crops: The production forecast for **soybeans** is 1,811 mill. tons, which is 1,80% or 32 000 tons more than the 1,779 mill. tons of the previous forecast. The estimated area planted to soybeans is 1,151 mill. ha, with an expected yield of 1,57 t/ha.

The expected **groundnut** crop is 51 745 tons, which is 1,71% or 900 tons less than the 52 645 tons of the previous forecast. For groundnuts, the area estimate is 41 200 ha, with an expected yield of 1,26 t/ha.

The production forecast for **sorghum** remained unchanged at 95 830 tons. The area estimate for sorghum is 42 100 ha and the expected yield is 2,28 t/ha.

In the case of **dry beans**, the production forecast also remained unchanged at 50 495 ton. The area estimate of dry beans is 39 550 ha, with an expected yield of 1,28 t/ha.

Please note that the ninth production forecast for summer field crops for 2024, as well as the 'intentions of farmers' to plant summer grain crops for 2025, will be released on 29 October 2024.

Information is available on the internet at [http:// www.dalrrd.gov.za/old/website/statistics](http://www.dalrrd.gov.za/old/website/statistics) or <http://www.sagis.org.za>, as from **14:30** on the date of the relevant meeting of the Crop Estimates Committee.

Somergewasse – 2024

Kommerciële mielies: Die grootte van die verwagte kommersiële **mielie-oes** is op 12,801 milj. ton gestel, wat 1,98% of 258 750 ton minder is as die vorige skatting van 13,060 milj. ton. Die verwagte opbrengs van mielies is 4,86 t/ha.

Die geskatte mielie-oes is 22,09% of 3,629 milj. ton minder as die 2023-oes. Die drie belangrikste mielieproduserende gebiede, nl. die Vrystaat, Mpumalanga en Noordwes provinsies, gaan na verwagting 79% van die 2024-oes produseer.

Die produksieskatting van **witmielies** is 6,084 milj. ton, wat 1,68% of 103 850 ton minder is as die vorige skatting van 6,188 milj. ton. Die oppervlakteskatting vir witmielies is 1,555 milj. ha en die verwagte opbrengs is 3,91 t/ha.

In die geval van **geelmielies** is die produksieskatting 6,717 milj. ton, wat 2,25% of 154 900 ton minder is as die 6,872 milj. ton van die vorige skatting. Die oppervlakteskatting vir geelmielies is 1,082 milj. ha en die opbrengs is 6,21 t/ha.

Die hoofrede vir die afname in die produksieskatting vir *wit- en geelmielies* is as gevolg van minder produsentelewerings (soos gerapporteer deur SAGIS), teenoor wat die Komitee in Augustus 2024 aangedui het.

Ander somergewasse:

Sonneblomsaad: Die produksieskatting vir sonneblomsaad is 635 750 ton, wat 2,08% of 13 500 ton minder is as die vorige skatting van 649 250 ton. Die oppervlakteskatting vir sonneblomsaad is 529 000 ha, terwyl die verwagte opbrengs 1,20 t/ha is.

Ander gewasse: Die produksieskatting van **sojabone** is 1,811 milj. ton wat 1,80% of 32 000 ton meer is as die 1,779 milj. ton van die vorige skatting. Die geskatte oppervlakte beplant van sojabone is 1,151 milj. ha, met 'n verwagte opbrengs van 1,57 t/ha.

Die verwagte **grondbone**-oes is 51 745 ton, wat 1,71% of 900 ton minder is as die 52 645 ton van die vorige skatting. Vir grondbone is die oppervlakteskatting 41 200 ha, terwyl die verwagte opbrengs 1,26 t/ha is.

Die produksieskatting van **sorghum** is onveranderd gelaat op 95 830 ton. Die oppervlakteskatting vir sorghum is 42 100 ha, en die verwagte opbrengs is 2,28 t/ha.

In die geval van **droëbone** is die produksieskatting ook onveranderd gelaat op 50 495 ton. Die oppervlakte beplant met droëbone is 39 550 ha, en die verwagte opbrengs is 1,28 t/ha.

Neem asseblief kennis dat die negende produksieskatting vir somergewasse vir 2024, sowel as die 'voorneme van produsente om somergraangewasse te plant' vir 2025, op 29 Oktober 2024 vrygestel sal word.

Inligting is beskikbaar op die internet by <http://www.dalrrd.gov.za/old/website/statistics> of by <http://www.sagis.org.za>, vanaf **14:30** op die dag van die toepaslike vergadering van die Oesskattingskomitee.

The non-commercial agricultural sectors' production estimate for maize for 2024 is hereby released. / Hiermee word die nie-kommersiële landbou-sektor se produksieskatting vir mielies vir 2024 vrygestel.

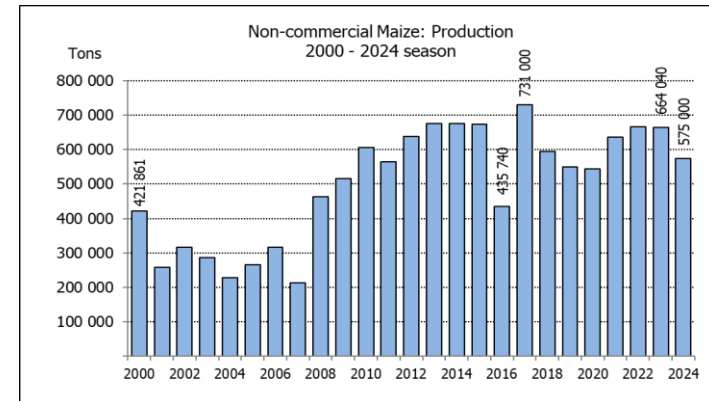
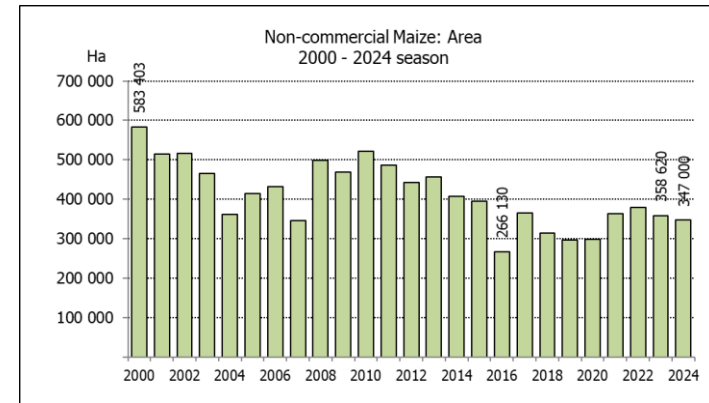
NON-COMMERCIAL MAIZE – PRELIMINARY AREA PLANTED AND PRODUCTION ESTIMATE: 2024

NIE-KOMMERSIËLE MIELIES – VOORLOPIGE OPPERVLAKTE- EN PRODUKSIESKATTING: 2024

CROP/GEWAS	Area planted/ Opp beplant 2024 Ha (A)	Production/ Produksie 2024 Tons (B)	Area planted/ Opp beplant 2023 Ha (C)	Final crop/ Finale oes 2023 Tons (D)	Change/ Verandering % (B) ÷ (D)
Non-commercial agriculture/Nie-kommersiële landbou:					
White maize/Witmielies	267 570	407 500	278 655	472 765	-13,80
Yellow maize/Geelmielies	79 430	167 500	79 965	191 275	-12,43
Maize/Mielies	347 000	575 000	358 620	664 040	-13,41

The area planted to maize in the non-commercial agricultural sector is estimated at 347 000 ha, which represents a decrease of 3,24%, compared to the 358 620 ha of the previous season. The expected maize crop for this sector is 575 000 tons, which is 13,41% less than the 664 040 tons of last season. It is important to note that about 46% of the maize produced in the non-commercial sector, is planted in the Eastern Cape, followed by KwaZulu-Natal with 22%.

Die voorlopige oppervlakte beplant met mielies in die nie-kommersiële landbou-sektor word geskat op 347 000 ha, wat 'n afname van 3,24% verteenwoordig in vergelyking met die 358 620 ha van die vorige seisoen. Die verwagte mielie-oes van dié sektor is 575 000 ton, wat 13,41% minder is as die 664 040 ton van die vorige seisoen. Dit is belangrik om daarop te let dat ongeveer 46% van die mielies wat geproduseer word in die nie-kommersiële sektor, in die Oos-Kaap geplant word, gevolg deur KwaZulu-Natal met 22%.



The revised area estimate and second production estimate for winter cereals for the 2024 is hereby released. /
Hiermee word die hersiene oppervlakte- en tweede produksieskatting vir wintergewasse vir 2024 vrygestel.

WINTER CEREALS – REVISED AREA PLANTED AND SECOND PRODUCTION ESTIMATE: 2024 PRODUCTION SEASON

WINTERGEWASSE – HERSIENE OPPERVLAKTE- EN TWEDE PRODUKSIESKATTING: 2024 PRODUKSIE-SEISOEN

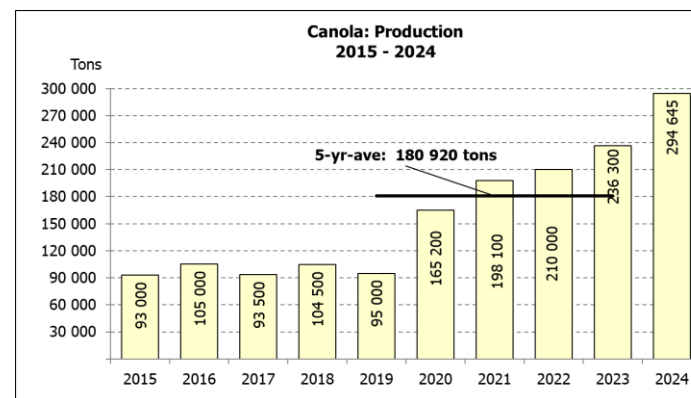
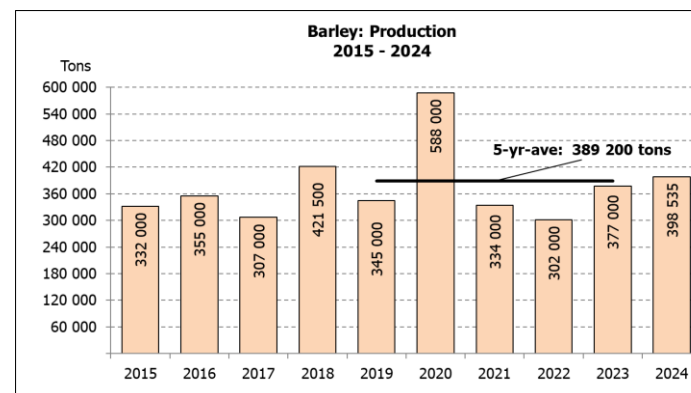
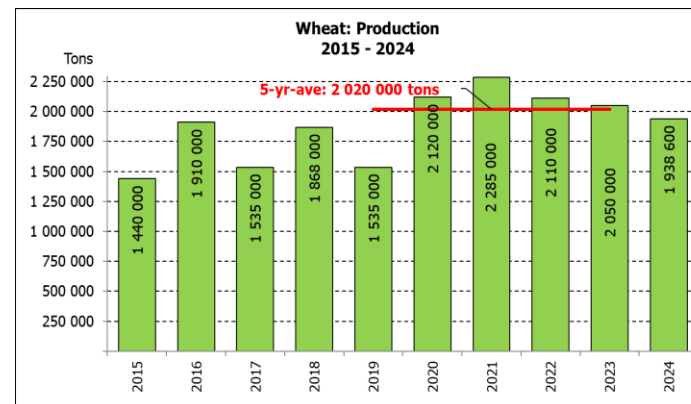
CROP/GEWAS	Area planted/ Opp beplant 2024 Ha (A)	2 nd forecast/ 2 ^{de} skatting 2024 Tons (B)	1 st forecast/ 1 ^{ste} skatting 2024 Tons (C)	Area planted/ Opp beplant 2023 Ha (D)	Final crop/ Finale oes 2023 Tons (E)	Change/ Verandering % (B) ÷ (C)
Commercial/Kommersieël:						
Wheat/Koring	505 300	1 938 600	1 903 280	537 950	2 050 000	1,86%
Barley/Gars	100 700	398 535	415 135	107 600	377 000	-4,00%
Canola/Kanola	165 750	294 645	265 750	131 200	236 300	10,87%
Oats/Hawer	31 000	68 300	69 825	27 500	41 000	-2,18%
Sweet lupines/Soetlupine	16 000	19 200	18 400	16 000	16 000	4,35%
Total winter/Totaal winter	818 750	2 719 280	2 672 390	820 250	2 720 300	1,75%

1) Commercial only. Excluding barley or oats used as pasture, silage, hay and/or on the farm as fodder for livestock /
Slegs kommersieël. Uitgesluit gars of hawer wat gebruik word as weiding, kuilvoer, hooi en/of op die plaas as voer vir vee.

WHEAT – REVISED AREA PLANTED AND SECOND PRODUCTION ESTIMATE: 2024 PRODUCTION SEASON

KORING – HERSIENE OPPERVLAKTE- EN TWEDE PRODUKSIESKATTING: 2024 PRODUKSIE-SEISOEN

Province/ Provinsie	Area planted/ Opp beplant 2024 Ha	2 nd forecast/ 2 ^{de} skatting 2024 Tons	Area planted/ Opp beplant 2023 Ha	Final crop/ Finale oes 2023 Tons
Western Cape/Wes-Kaap	368 000	1 104 000	365 000	1 084 000
Northern Cape/Noord-Kaap	38 000	277 400	40 000	292 000
Free State/Vrystaat	49 000	227 850	72 000	280 800
Eastern Cape/Oos-Kaap	5 000	34 500	6 300	40 555
KwaZulu-Natal	8 300	53 950	8 500	56 100
Mpumalanga	3 500	24 500	4 200	27 720
Limpopo	20 500	135 300	30 000	195 000
Gauteng	1 000	6 700	950	6 175
North West/Noordwes	12 000	74 400	11 000	67 650
Total/Totaal	505 300	1 938 600	537 950	2 050 000



**REVISED AREA ESTIMATE AND SECOND PRODUCTION FORECAST OF WINTER CROPS (2024) /
HERSIENE OPPERVLAKTESKATTING EN TWEDE PRODUKSIESKATTING VAN WINTERGEWASSE (2024)
26 SEPTEMBER 2024**

Winter cereal crops - 2024 production season

Wheat: The expected production of wheat is 1,939 mill. tons, which is 1,86 % or 35 320 tons more than the previous forecast of 1,903 mill. tons, whilst the expected yield is 3,84 t/ha.

The expected production in the Western Cape is 1,104 mill. tons (57%), which is 36 800 tons more than the previous forecast of 1,067 mill. tons. In the Northern Cape, 277 400 tons (14%) is expected to be produced – the same than the previous forecast. In the Free State, the expected production is 227 850 tons (12%), compared to the 227 500 tons of the previous month.

The area estimate for wheat was revised to 505 300 ha, which is 1 000 ha less than the 506 300 ha of the previous forecast. An estimated 368 000 ha or 73 % is planted in the Western Cape, 49 000 ha or 10 % in the Free State and 38 000 ha or 8 % in the Northern Cape.

Other crops: The production forecast for **barley** is 398 535 tons, which is 4,00% or 16 600 tons less than the previous month's crop of 415 135 tons. The area planted is estimated at 100 700 ha, while the expected yield is 3,96 t/ha.

The expected **canola crop** is 294 645 tons, which is 10,87 % or 28 895 tons more than the previous forecast of 265 750 tons. The area estimate for canola is 165 750 ha, with an expected yield of 1,78 t/ha.

The expected crop for **oats** for the 2024 season is 68 300 tons and the area planted is 31 000 ha. The expected yield is 2,20 t/ha.

In the case of **sweet lupines**, the production forecast is 19 200 tons. The area estimate of sweet lupines is 16 000 ha, with an expected yield of 1,20 t/ha.

Please note that the third production forecast for winter cereals for 2024 will be released on 29 October 2024.

Information is available on the internet at http://www.dalrrd.gov.za/old_website/statistics or <http://www.sagis.org.za>, as from **14:30 on the date of the relevant meeting of the Crop Estimates Committee.**

Wintergewasse - 2024 produksie-seisoen

Koring: Die verwagte produksie vir koring is 1,939 milj. ton, wat 1,86 % of 35 320 ton meer is as die vorige skatting van 1,903 milj. ton, terwyl die verwagte opbrengs 3,84 t/ha is.

Die verwagte produksie in die Wes-Kaap is 1,104 mij. ton (57%), wat 36 800 ton meer is as die vorige skatting van 1,067 milj. ton. In die Noord-Kaap is die beraamde produksie 277 400 ton (14%) – dieselfde as die vorige skatting. In die Vrystaat is die verwagte produksie 227 850 ton (12%), in vergelyking met die vorige maand se 227 500 ton.

Die oppervlakteskatting vir koring is hersien na 505 300 ha, wat 1 000 ha minder is as die 506 300 ha teenoor die vorige skatting. Die beraamde oppervlakte geplant in die Wes-Kaap is 368 000 ha of 73 %, die Vrystaat is 49 000 ha of 10 % en 38 000 ha of 8 % is in die Noord-Kaap.

Ander gewasse: Die produksieskatting vir **gars** is 398 535 ton, wat 4,00% of 16 600 ton minder is as die vorige maand se skatting van 415 135 ton. Die oppervlakte beplant word beraam op 100 700 ha, terwyl die verwagte opbrengs 3,96 t/ha beloop.

Die verwagte **kanola-oes** is 294 645 ton, wat 10,87 % of 28 895 ton meer is as die vorige skatting van 265 750 ton. Die oppervlakteskatting vir kanola is 165 750 ha, met 'n verwagte opbrengs van 1,78 t/ha.

Die verwagte oes vir **hawer** vir die 2024-seisoen is 68 300 ton en die oppervlakteskatting is 31 000 ha. Die verwagte opbrengs is 2,20 t/ha.

In die geval van **soetlupine** is die produksieskatting 19 200 ton. Die oppervlakte beplant met soetlupine is 16 000 ha, en die verwagte opbrengs is 1,20 t/ha.

Neem asseblief kennis dat die derde produksieskatting vir wintergewasse vir 2024 op 29 Oktober 2024 vrygestel sal word.

Inligting is beskikbaar op die internet by http://www.dalrrd.gov.za/old_website/statistics of by <http://www.sagis.org.za>, vanaf **14:30 op die dag van die toepaslike vergadering van die Oesskattingkomitee.**