



crop estimates committee oesskattingskomitee

From/Van: Mr Baldwin Netshifhefhe
Tel: 012 319 8043/32 • **Fax/Faks:** 012 319 8031 • **E-mail/E-pos:** BaldwinN@dalrrd.gov.za

Web page/Webblad: www.dalrrd.gov.za/old_website/statistics and economic reports or
www.saqis.org.za/CEC: Crop Estimates EMBARGO: 14:30



agriculture, land reform
& rural development

Department:
Agriculture, Land Reform and Rural Development
REPUBLIC OF SOUTH AFRICA

27 February / Februarie 2025

The **revised** area planted estimate and **first** production forecast for summer crops for 2025 is hereby released.
 Hiermee word die **heriene** oppervlakte- en **eerste** produksieskatting vir somergewasse vir 2025 vrygestel.

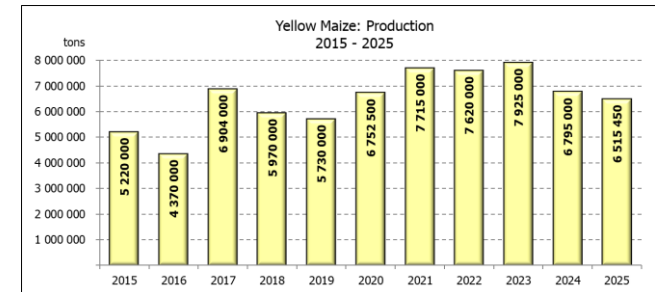
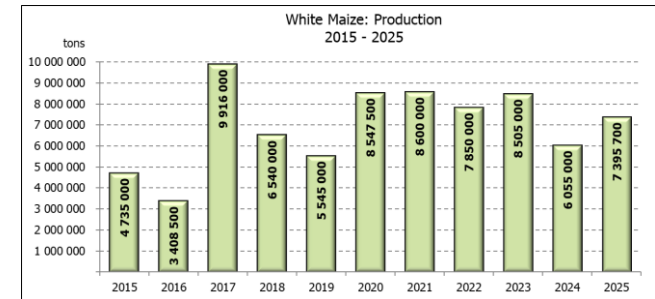
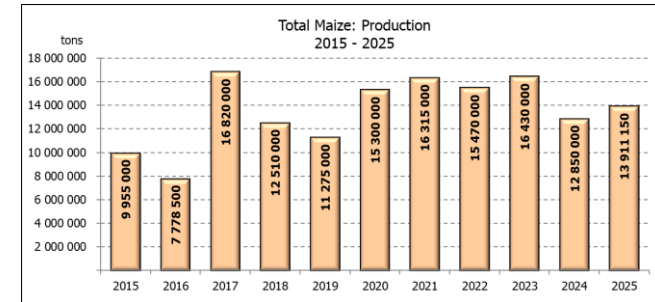
SUMMER CROPS – REVISED AREA PLANTED AND FIRST PRODUCTION FORECAST: 2025

SOMERGEWASSE – HERSIENE OPPERVLAKTE- EN EERSTE PRODUKSIESKATTING: 2025

CROP/GEWAS	Area planted/ Opp beplant 2025 Ha (A)	1 st forecast/ 1 ^{ste} skatting 2025 Tons (B)	Area planted/ Opp beplant 2024 Ha (C)	Final crop/ Finale oes 2024 Tons (D)	Change/ Verandering/ % (B) ÷ (D)
Commercial/Kommersieël:					
White maize/Witmielies	1 599 700	7 395 700	1 554 750	6 055 000	22,14%
Yellow maize/Geelmielies	997 000	6 515 450	1 081 500	6 795 000	-4,11%
Total Maize/Totale Mielies	2 596 700	13 911 150	2 636 250	12 850 000	8,26%
Sunflower seed/Sonneblomsaad	555 700	720 050	529 000	632 000	13,93%
Soybeans/Sojabone	1 151 000	2 325 225	1 150 500	1 848 000	25,82%
Groundnuts/Grondbone	48 125	65 359	41 200	52 000	25,69%
Sorghum	40 400	129 620	42 100	98 000	32,27%
Dry beans/Droëbone	45 420	75 966	39 550	50 495	50,44%
TOTAL/TOTAAL	4 437 345	17 227 370	4 438 600	15 530 495	10,93%

Note: Estimate is for calendar year, e.g. production season 2024/25 = 2025

Nota: Skatting is vir kalenderjaar, bv. produksie-seisoen 2024/25 = 2025



The Crop Estimates Committee comprises officials of the following institutions:

Department of Agriculture, Land Reform and Rural Development; Provincial Departments of Agriculture; various ARC-Institutes (Soil, Climate and Water; Small Grains Institute; and Grain Crops Institute); BFAP and Statistics SA.

WHITE AND YELLOW MAIZE – REVISED AREA PLANTED AND FIRST PRODUCTION FORECAST: 2025

WIT- EN GEELMIELIES – HERSIENE OPPERVLAKTE EN EERSTE PRODUKSIESKATTING: 2025

Provinsie/ Province	Area planted/ Oppervlakte beplant 2025			1 st forecast/ 1 ^{ste} skatting 2025			Area planted/ Oppervlakte beplant 2024			Final crop/ Finale oes 2024		
	White/ Wit Ha	Yellow/ Geel Ha	Total/ Totaal Ha	White/ Wit Tons	Yellow/ Geel Tons	Total/ Totaal Tons	White/ Wit Ha	Yellow/ Geel Ha	Total/ Totaal Ha	White/ Wit Tons	Yellow/ Geel Tons	Total/ Totaal Tons
Western Cape/Wes-Kaap	200	3 500	3 700	1 900	32 900	34 800	250	3 500	3 750	2 300	32 200	34 500
Northern Cape/Noord-Kaap	1 500	42 000	43 500	18 000	651 000	669 000	1 500	42 000	43 500	18 900	648 900	667 800
Free State/Vrystaat	850 000	345 000	1 195 000	3 910 000	1 897 500	5 807 500	835 000	415 000	1 250 000	3 385 000	1 992 000	5 377 000
Eastern Cape/Oos-Kaap	6 000	28 000	34 000	41 400	210 000	251 400	6 000	27 000	33 000	40 800	191 700	232 500
KwaZulu-Natal	50 000	66 000	116 000	305 000	561 000	866 000	47 000	67 000	114 000	286 700	576 200	862 900
Mpumalanga	162 000	362 000	524 000	923 400	2 226 300	3 149 700	160 000	360 000	520 000	984 000	2 490 000	3 474 000
Limpopo	10 000	18 500	28 500	69 000	149 850	218 850	11 000	15 000	26 000	74 800	120 000	194 800
Gauteng	55 000	57 000	112 000	313 500	381 900	695 400	54 000	62 000	116 000	292 500	415 500	708 000
North West/Noordwes	465 000	75 000	540 000	1 813 500	405 000	2 218 500	440 000	90 000	530 000	970 000	328 500	1 298 500
Total/Totaal	1 599 700	997 000	2 596 700	7 395 700	6 515 450	13 911 150	1 554 750	1 081 500	2 636 250	6 055 000	6 795 000	12 850 000

SUNFLOWER SEED – REVISED AREA PLANTED AND FIRST PRODUCTION FORECAST: 2025

SONNEBLMSAAD – HERSIENE OPPERVLAKTE EN EERSTE PRODUKSIESKATTING: 2025

Province/ Provinsie	Area planted/ Opp beplant Ha 2025	1 st forecast/ 1 ^{ste} skatting Tons 2025	Area planted/ Opp beplant Ha 2024	Final crop/ Finale oes Tons 2024
Western Cape/Wes-Kaap	0	0	0	0
Northern Cape/Noord-Kaap	1 000	2 400	2 000	4 600
Free State/Vrystaat	264 500	370 300	255 000	354 000
Eastern Cape/Oos-Kaap	700	1 400	700	1 400
KwaZulu-Natal	1 000	2 000	300	600
Mpumalanga	2 500	3 750	3 500	4 900
Limpopo	90 000	85 500	90 000	63 000
Gauteng	1 000	1 200	2 500	3 000
North West/Noordwes	195 000	253 500	175 000	200 500
Total/Totaal	555 700	720 050	529 000	632 000

SOYBEANS – REVISED AREA PLANTED AND FIRST PRODUCTION FORECAST: 2025

SOJABONE – HERSIENE OPPERVLAKTE EN EERSTE PRODUKSIESKATTING: 2025

Province/ Provinsie	Area planted/ Opp beplant Ha 2025	1 st forecast/ 1 ^{ste} skatting Tons 2025	Area planted/ Opp beplant Ha 2024	Final crop/ Finale oes Tons 2024
Western Cape/Wes-Kaap	0	0	0	0
Northern Cape/Noord-Kaap	2 000	7 000	1 200	4 380
Free State/Vrystaat	565 000	1 101 750	545 000	688 960
Eastern Cape/Oos-Kaap	5 500	15 675	5 300	14 310
KwaZulu-Natal	47 000	176 250	47 000	173 900
Mpumalanga	315 000	614 250	320 000	624 000
Limpopo	16 500	49 500	21 000	72 450
Gauteng	52 000	109 200	56 000	84 000
North West/Noordwes	148 000	251 600	155 000	186 000
Total/Totaal	1 151 000	2 325 225	1 150 500	1 848 000

GROUNDNUTS – REVISED AREA PLANTED AND FIRST PRODUCTION FORECAST: 2025**GRONDBONE – HERSIENE OPPERVLAKTE EN EERSTE PRODUKSIESKATTING: 2025**

Province/ Provinsie	Area planted/ Opp beplant Ha 2025	1 st forecast/ 1 ^{ste} skatting Tons 2025	Area planted/ Opp beplant Ha 2024	Final crop/ Finale oes Tons 2024
Western Cape/Wes-Kaap	0	0	0	0
Northern Cape/Noord-Kaap	3 100	8 370	4 200	8 610
Free State/Vrystaat	21 700	30 380	17 000	26 305
Eastern Cape/Oos-Kaap	0	0	0	0
KwaZulu-Natal	175	236	300	495
Mpumalanga	0	0	0	0
Limpopo	1 650	2 723	1 700	4 590
Gauteng	0	0	0	0
North West/Noordwes	21 500	23 650	18 000	12 000
Total/Totaal	48 125	65 359	41 200	52 000

SORGHUM – REVISED AREA PLANTED AND FIRST PRODUCTION FORECAST: 2025**SORGHUM – HERSIENE OPPERVLAKTE EN EERSTE PRODUKSIESKATTING: 2025**

Province/ Provinsie	Area planted/ Opp beplant Ha 2025	1 st forecast/ 1 ^{ste} skatting Tons 2025	Area planted/ Opp beplant Ha 2024	Final crop/ Finale oes Tons 2024
Western Cape/Wes-Kaap	0	0	0	0
Northern Cape/Noord-Kaap	0	0	0	0
Free State/Vrystaat	12 800	42 240	11 500	19 740
Eastern Cape/Oos-Kaap	200	600	100	300
KwaZulu-Natal	100	380	100	350
Mpumalanga	9 200	43 700	8 300	36 520
Limpopo	13 000	27 300	18 000	35 100
Gauteng	100	400	100	390
North West/Noordwes	5 000	15 000	4 000	5 600
Total/Totaal	40 400	129 620	42 100	98 000

DRY BEANS – REVISED AREA PLANTED AND FIRST PRODUCTION FORECAST: 2025**DROëBONE – HERSIENE OPPERVLAKTE EN EERSTE PRODUKSIESKATTING: 2025**

Province/ Provinsie	Area planted/ Opp beplant Ha 2025	1 st forecast/ 1 ^{ste} skatting Tons 2025	Area planted/ Opp beplant Ha 2024	Final crop/ Finale oes Tons 2024
Western Cape/Wes-Kaap	100	200	100	220
Northern Cape/Noord-Kaap	950	2 280	500	900
Free State/Vrystaat	17 500	23 625	13 500	10 800
Eastern Cape/Oos-Kaap	200	440	200	440
KwaZulu-Natal	2 800	4 200	2 100	2 730
Mpumalanga	2 320	4 176	2 600	4 680
Limpopo	11 100	24 420	12 200	23 790
Gauteng	950	1 425	850	935
North West/Noordwes	9 500	15 200	7 500	6 000
Total/Totaal	45 420	75 966	39 550	50 495

CONFIDENTIALITY ISSUES that CEC members are committed to adhere to on the day of the meeting

- Personal items such as laptops, handbags, cell phones, etc. are not allowed in the venue during the meeting
- No member is allowed to leave the meeting before 12:00 in order to prevent disclosure of the information
- The embargo time for the release of crop estimates information is 14:30
- No member is allowed to discuss crop estimates information with anyone other than a member of the Committee before the embargo time
- Only the Chairperson, or a member appointed by the Chairperson, may release the figures to the media
- Members must regard the detail of any information that was collected for and/or discussed during the meeting, as confidential
- Individual information received for crop estimate purposes is treated strictly confidential, and is not divulged for any other purposes

**REVISED AREA ESTIMATE AND FIRST PRODUCTION FORECAST OF SUMMER CROPS (2025 PRODUCTION SEASON)/
HERSIENE OPPERVLAKTE- EN EERSTE PRODUKSIESKATTING VIR SOMERGEWASSE (2025 PRODUKSIE-SEISOEN)
27 FEBRUARY / FEBRUARIE 2025**

Summer field crops – 2025

Commercial maize: The revised area estimate for maize is 2 596 700 ha, which is 1,50% or 39 550 ha less than the 2 636 250 ha planted for the previous season, and 1,87% or 49 500 ha less than the preliminary area estimate of 2 646 200 ha released in January 2025.

The expected commercial maize crop is 13 911 150 tons, which is 8,26% or 1 061 150 tons more than the 12 850 000 tons of the previous season (2024). The yield for maize is 5,36 t/ha.

The area planted figures are mainly based on information obtained from the Producer Independent Crop Estimation System (PICES), conducted by the National Crop Statistics Consortium (NCSC) for Free State, KwaZulu-Natal, Mpumalanga, Limpopo, Gauteng and North West provinces.

Please note that information from the objective yield survey by the NCSC for the Mpumalanga province will be available in April 2025; and for the Free State and North West provinces in May 2025. The current yield figures are mainly obtained from producers in the different provinces.

The area estimate for **white maize** is 1 599 700 ha, which represents an increase of 2,89% or 44 950 ha compared to the 1 554 750 ha planted last season. The production forecast of white maize is 7 395 700 tons, which is 22,14% or 1 340 700 tons more than the 6 055 000 tons of last season. The yield for white maize is 4,62 t/ha.

In the case of **yellow maize**, the area estimate is 997 000 ha, which is 7,81% or 84 500 ha less than the 1 081 500 ha planted last season. The yellow maize production forecast is 6 515 450 tons, which is 4,11% or 279 550 tons less than the 6 795 000 tons of last season. The yield for yellow maize is 6,54 t/ha.

Other summer crops:

Sunflower seed: The revised area estimate for sunflower seed is 555 700 ha, which is 5,05% or 26 700 ha more than the 529 000 ha planted the previous season. The production forecast for sunflower seed is 720 050 tons, which is 13,93% or 88 050 tons more than the 632 000 tons of the previous season. The expected yield is 1,30 t/ha.

Other crops: It is estimated that 1 151 000 ha have been planted to **soybeans**, which represents an increase of 0,04% or 500 ha compared to the 1 150 500 ha planted last season. The production forecast is 2 325 225 tons, which is 25,82% or 477 225 tons more than the 1 848 000 tons of the previous season. The expected yield is 2,02 t/ha.

For **groundnuts**, the area estimate is 48 125 ha, which is 16,81% or 6 925 ha more than the 41 200 ha planted for the previous season. The expected crop is 65 359 tons – which is 25,69% or 13 359 tons more than the 52 000 tons of last season. The expected yield is 1,36 t/ha.

The area estimate for **sorghum** decreased by 4,04% or 1 700 ha, from 42 100 ha to 40 400 ha against the previous season. The production forecast for sorghum is 129 620 tons, which is 32,27% or 31 620 tons more than the 98 000 tons of the previous season. The expected yield is 3,21 t/ha.

For **dry beans**, the area estimate is 45 420 ha, which is 14,84% or 5 870 ha more than the 39 550 ha planted for the previous season. The production forecast is 75 966 tons, which is 50,44% or 25 471 tons more than the 50 495 tons of the previous season. The expected yield is 1,67 t/ha.

Please note that the second production forecast for summer field crops for 2025 will be released on 26 March 2025.

Somergewasse – 2025

Kommersiële mielies: Die hersiene skatting van die oppervlakte onder mielies beloop 2 596 700 ha, wat 1,50% of 39 550 ha minder is as die 2 636 250 ha wat verlede seisoen aangeplant is, en 1,87% of 49 500 ha minder as die voorlopige oppervlakteskatting van 2 646 200 ha soos vrygestel in Januarie 2025.

Die verwagte kommersiële mielie-oes is 13 911 150 ton, wat 8,26% of 1 061 150 ton meer is as die 12 850 000 ton van die vorige seisoen (2024). Die opbrengs van mielies is 5,36 t/ha.

Die oppervlakte beplant syfers is hoofsaaklik verkry vanaf die Producente Onafhanklike Oesskattingstelsel (PICES), soos deur die Nasionale Oesskattingkonsortium gerapporteer vir Vrystaat, KwaZulu-Natal, Mpumalanga, Limpopo, Gauteng en Noordwes provinsies.

Neem kennis dat inligting van die objektiewe opbrengs-opname van die Konsortium vir die Mpumalanga provinsie, in April 2025 gerapporteer word en vir die Vrystaat en Noordwes provinsies in Mei 2025. Die huidige opbrengs syfers is hoofsaaklik verkry vanaf produsente in die verskillende provinsies.

Die oppervlak onder **witmielies** is 1 599 700 ha, wat 'n toename van 2,89% of 44 950 ha verteenwoordig vergeleke met die 1 554 750 ha die vorige seisoen. Die produksieskatting van witmielies is 7 395 700 ton, wat 22,14% of 1 340 700 ton meer is as die 6 055 000 ton van die vorige seisoen. Die opbrengs van witmielies is 4,62 t/ha.

In die geval van **geelmielies** is die oppervlakteskatting 997 000 ha, wat 7,81% of 84 500 ha minder is as die 1 081 500 ha geplant die vorige seisoen. Die produksieskatting van geelmielies is 6 515 450 ton, wat 4,11% of 279 550 ton minder is as die 6 795 000 ton van die vorige seisoen. Die opbrengs van geelmielies is 6,54 t/ha.

Ander somergewasse:

Sonneblomsaad: Die hersiene oppervlakteskatting vir sonneblomsaad is 555 700 ha, wat 5,05% of 26 700 ha meer is as die 529 000 ha aangeplant die vorige seisoen. Die produksieskatting vir sonneblomsaad is 720 050 ton, wat 13,93% of 88 050 ton meer is as die 632 000 ton van die vorige seisoen. Die verwagte opbrengs is 1,30 t/ha.

Ander gewasse: Die geskatte oppervlakte beplant met **sojabone** is 1 151 000 ha, wat 'n toename van 0,04% of 500 ha verteenwoordig vergeleke met die 1 150 500 ha geplant die vorige seisoen. Die produksieskatting is 2 325 225 ton, wat 25,82% of 477 225 ton meer is as die 1 848 000 ton van die vorige seisoen. Die verwagte opbrengs is 2,02 t/ha.

Vir **grondbone** is die oppervlakteskatting 48 125 ha, wat 16,81% of 6 925 ha meer is as die 41 200 ha geplant vir die vorige seisoen. Die verwagte grondbone-oes is 65 359 ton – 25,69% of 13 359 ton meer as die 52 000 ton van die vorige seisoen. Die verwagte opbrengs is 1,36 t/ha.

Die oppervlakteskatting vir **sorghum** het afgeneem met 4,04% of 1 700 ha, van 42 100 ha tot 40 400 ha teenoor die vorige seisoen. Die produksieskatting van sorghum is 129 620 ton – 32,27% of 31 620 ton meer as die 98 000 ton van die vorige seisoen. Die verwagte opbrengs is 3,21 t/ha.

Vir **droëbone** is die geskatte oppervlakte beplant 45 420 ha, wat 14,84% of 5 870 ha meer is as die 39 550 ha geplant vir die vorige seisoen. Die produksieskatting is 75 966 ton, wat 50,44% of 25 471 ton meer is as die 50 495 ton van die vorige seisoen. Die verwagte opbrengs is 1,67 t/ha.

Neem asseblief kennis dat die tweede produksieskatting vir somergewasse vir 2025, op 26 Maart 2025 vrygestel sal word.

The area estimate and final production estimate for winter cereals for the 2024 is hereby released. /
Hiermee word die oppervlakte- en finale produksieskatting vir wintergewasse vir 2024 vrygestel.

WINTER CEREALS – AREA PLANTED AND FINAL PRODUCTION ESTIMATE: 2024 PRODUCTION SEASON

WINTERGEWASSE - OPPERVLAKTE- EN FINALE PRODUKSIESKATTING: 2024 PRODUKSIE-SEISOEN

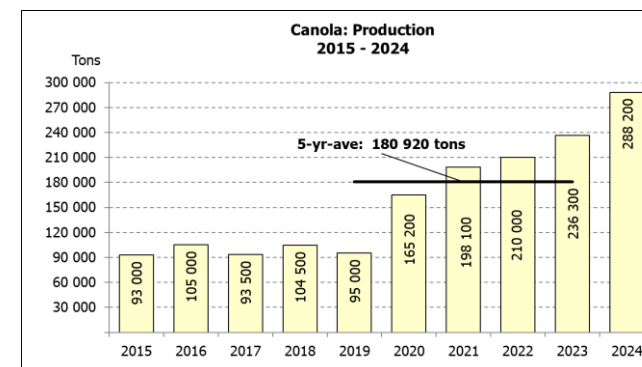
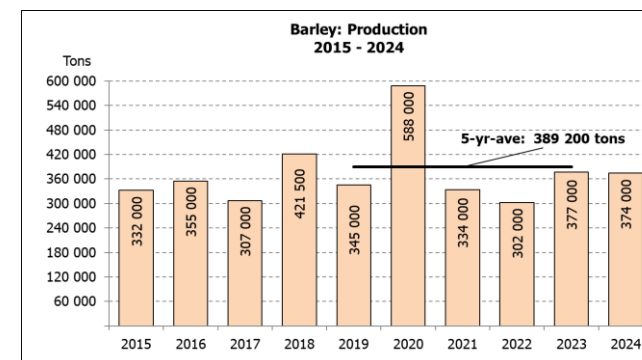
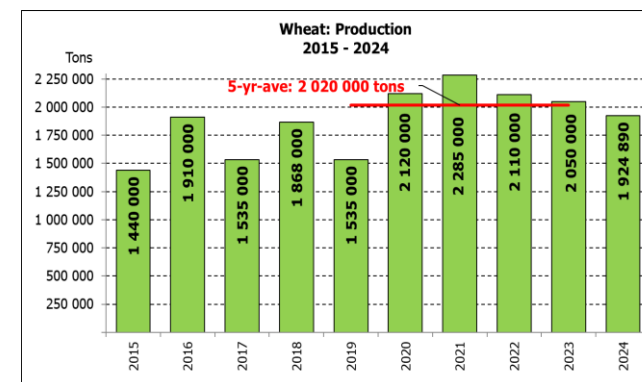
CROP/GEWAS	Area planted/ Opp beplant 2024 Ha (A)	Final estimate/ Finale skatting 2024 Tons (B)	6 th forecast/ 6 ^{de} skatting 2024 Tons (C)	Area planted/ Opp beplant 2023 Ha (D)	Final crop/ Finale oes 2023 Tons (E)	Change/ Verandering % (B) ÷ (C)
Commercial/Kommersieel:						
Wheat/Koring	505 300	1 924 890	1 924 890	537 950	2 050 000	0,00%
Barley/Gars	100 700	374 000	377 050	107 600	377 000	-0,81%
Canola/Kanola	165 750	288 200	287 445	131 200	236 300	0,26%
Oats/Hawer	31 000	42 800	41 300	27 500	41 000	3,63%
Sweet lupines/Soetlupine	16 000	19 200	19 200	16 000	16 000	0,00%
Total winter/Totaal winter	818 750	2 649 090	2 649 885	820 250	2 720 300	-0,03%

1) Commercial only. Excluding barley or oats used as pasture, silage, hay and/or on the farm as fodder for livestock /
Slegs kommersieël. Uitgesluit gars of hawer wat gebruik word as weiding, kuilvoer, hooi en/of op die plaas as voer vir vee.

WHEAT – AREA PLANTED AND FINAL PRODUCTION ESTIMATE: 2024

KORING – OPPERVLAKTE- EN FINALE PRODUKSIESKATTING: 2024

Province/ Provinsie	Area planted/ Opp beplant 2024 Ha	Final estimate/ Finale skatting 2024 Tons	Area planted/ Opp beplant 2023 Ha	Final crop/ Finale oes 2023 Tons
Western Cape/Wes-Kaap	368 000	1 067 200	365 000	1 084 000
Northern Cape/Noord-Kaap	38 000	296 400	40 000	292 000
Free State/Vrystaat	49 000	225 400	72 000	280 800
Eastern Cape/Oos-Kaap	5 000	34 500	6 300	40 555
KwaZulu-Natal	8 300	52 290	8 500	56 100
Mpumalanga	3 500	24 500	4 200	27 720
Limpopo	20 500	143 500	30 000	195 000
Gauteng	1 000	6 700	950	6 175
North West/Noordwes	12 000	74 400	11 000	67 650
Total/Totaal	505 300	1 924 890	537 950	2 050 000



**AREA ESTIMATE AND FINAL PRODUCTION ESTIMATE OF WINTER CROPS (2024) /
OPPERVLAKTE- EN FINALE PRODUKSIESKATTING VAN WINTERGEWASSE (2024)
27 FEBRUARY/FEBRUARIE 2025**

Winter cereal crops - 2024 production season

Wheat: The expected production of wheat remained unchanged at 1,925 mill. tons, with the expected yield at 3,81 t/ha.

The expected production in the Western Cape is unchanged at 1,067 mill. tons (55%). In the Northern Cape, 296 400 tons (15%) is expected to be produced – unchanged from the previous forecasts. In the Free State, the expected production is unchanged at 225 400 tons (12%).

The area estimate for wheat is 505 300 ha, of which an estimated 368 000 ha or 73 % is planted in the Western Cape, 49 000 ha or 10 % in the Free State and 38 000 ha or 8 % in the Northern Cape.

Other crops: The production forecast for **barley** is 374 000 tons, which is 0,81% or 3 050 tons less than the previous forecast of 377 050 tons. The area planted is estimated at 100 700 ha, while the expected yield is 3,71 t/ha.

The expected **canola crop** is 288 200 tons, which is 0,26% or 755 tons more than the previous forecast of 287 445 tons. The area estimate for canola is 165 750 ha, with an expected yield of 1,74 t/ha.

The expected crop for **oats** for the 2024 season is 42 800 tons and the area planted is 31 000 ha. The expected yield is 1,38 t/ha.

In the case of **sweet lupines**, the production forecast is 19 200 tons. The area estimate of sweet lupines is 16 000 ha, with an expected yield of 1,20 t/ha.

Please note that the intentions to plant winter cereals for 2025 will be released on 30 April 2025.

Information is available on the internet at http://www.daff.gov.za/links/crop_estimates or <http://www.sagis.org.za>, as from **14:30 on the date of the relevant meeting of the Crop Estimates Committee.**

Wintergewasse - 2024 produksie-seisoen

Koring: Die verwagte produksie vir koring is onveranderd gelaat op 1,925 milj. ton, met die verwagte opbrengs op 3,81 t/ha.

Die verwagte produksie in die Wes-Kaap is onveranderd gelaat op 1,067 mij. ton (55%). In die Noord-Kaap is die verwagte produksie 296 400 ton (15%) – onveranderd van die vorige skatting. In die Vrystaat is die verwagte produksie onveranderd gelaat op 225 400 ton (12%).

Die oppervlakeskatting vir koring is 505 300 ha, waarvan 'n geraamde 368 000 ha of 73 % in die Wes-Kaap geplant is, 49 000 ha of 10% in die Vrystaat en 38 000 ha of 8 % in die Noord-Kaap.

Ander gewasse: Die produksieskatting vir **gars** is 374 000 ton, wat 0,81% of 3 050 ton minder is as die vorge skatting van 377 050 ton. Die oppervlakte beplant word beraam op 100 700 ha, terwyl die verwagte opbrengs 3,71 t/ha behoort.

Die verwagte **kanola-oes** is 288 200 ton, wat 0,26% of 755 ton meer is as die vorige skatting van 287 445 ton. Die oppervlakeskatting vir kanola is 165 750 ha, met 'n verwagte opbrengs van 1,74 t/ha.

Die verwagte oes vir **hawer** vir die 2024-seisoen is 42 800 ton en die oppervlakeskatting is 31 000 ha. Die verwagte opbrengs is 1,38 t/ha.

In die geval van **soetlupine** is die produksieskatting 19 200 ton. Die oppervlakte beplant met soetlupine is 16 000 ha, en die verwagte opbrengs is 1,20 t/ha.

Neem asseblief kennis dat die voornemens om wintergewasse te plant vir 2025 op 30 April 2025 vrygestel sal word.

Inligting is beskikbaar op die internet by http://www.daff.gov.za/links/crop_estimates of by <http://www.sagis.org.za>, vanaf **14:30 op die dag van die toepaslike vergadering van die Oesskattingskomitee.**